



2015

**ARMED FORCES SPORTS**  
ANNUAL REPORT



---

# ARMED FORCES SPORTS



We are pleased to present the 2015 Armed Forces Sports Annual Report. This year includes the 6<sup>th</sup> edition of the Conseil International du Sport Militaire (CISM) Military World Games, held in Mungyeong, South Korea.

The 2015 edition of the Armed Forces Sports Annual Report is a reflection of the professionalism that the program represents, not only of the Department of Defense, but of the Service members who participate in the program.

The annual report features results, rosters, news stories and several photographs from all events.

We hope you enjoy the 2015 edition of the Armed Forces Sports Annual Report and welcome your feedback for future editions.

Sincerely,

A handwritten signature in black ink, appearing to read "S. Dinote". The signature is fluid and cursive, with a long horizontal stroke at the end.

**STEVEN A. DINOTE**  
Armed Forces Sports Council Secretariat

<b>Section I—About the Armed Forces Sports Program .....</b>	<b>pg 1</b>
<b>Section II—Key Personnel .....</b>	<b>pg 5</b>
<b>Section III—CISM .....</b>	<b>pg 11</b>
About CISM.....	pg 12
CISM Leadership.....	pg 13
<b>Section IV—2015 Armed Forces Championships .....</b>	<b>pg 15</b>
2015 Championship Results .....	pg 16
Bowling (Men/Women) Armed Forces Championship .....	pg 19
Cross Country (Men/Women) Armed Forces Championship.....	pg 29
Marathon (Men/Women) Armed Forces Championship.....	pg 37
Rugby (Men’s) Armed Forces Championship .....	pg 45
Soccer (Men’s) Armed Forces Championship.....	pg 57
Softball (Men’s/Women) Armed Forces Championship.....	pg 67
Triathlon (Men’s/Women’s) Armed Forces Championship .....	pg 79
Volleyball (Men’s/Women’s) Armed Forces Championship.....	pg 91
Wrestling (Men’s/Women’s) Armed Forces Championship .....	pg 101
<b>Section V—2015 Higher Level Events (CISM/Nationals) .....</b>	<b>pg 111</b>
CISM 1st World Women’s Military Basketball Championship .....	pg 113
SHAPE International Men’s Basketball Tournament .....	pg 119
Elite City 7’s Women’s Rugby Tournament .....	pg 123

---

ASA Men’s/Women’s Softball National Championship .....	pg 129
CISM 53rd World Military Skiing Championship.....	pg 133
CISM Swimming/Para-Swimming Open.....	pg 137
<b>Section VI—CISM 6th Military World Games.....</b>	<b>pg 141</b>
Archery .....	pg 145
Basketball .....	pg 153
Cycling .....	pg 167
Football (Men)/Soccer .....	pg 175
Football (Women)/Soccer .....	pg 187
Golf .....	pg 197
Judo .....	pg 209
Marathon .....	pg 215
Modern Pentathlon .....	pg 225
Parachuting .....	pg 231
Sailing .....	pg 241
Shooting .....	pg 247
Taekwondo .....	pg 255
Track and Field .....	pg 263
Triathlon .....	pg 299
Wrestling .....	pg 315





# SECTION I

ABOUT THE PROGRAM

## About the Armed Forces Sports Program

---

The Armed Forces Sports (AFS) program was officially established as the Inter-service Sports Council (ISSC) in November 1947. The ISSC was directly involved in the creation of new policy and procedures that paved the way for Armed Forces personnel to continue training and competing national, Olympic, and international competitions, such as the Conseil International du Sport Militaire (CISM) World Military Championships.

Today, the Armed Forces Sports program still serves as the culmination of each branch of Services' sports and fitness program. Service members participate and compete at unit level intramurals and advance to the All-Service level, which competes in Armed Forces and CISM, as well as in national and international competitions.

The Armed Forces Sports program offers 25 men's and women's team and individual sports; annually conducts 16 Armed Forces Sports Championships and 9 qualifying events/trial camps; and competes in 9 U.S. national and 16 CISM World Military Championships annually.

The objectives of Armed Forces Sports are to promote goodwill and a positive image of the Armed Service; provide incentive and encouragement of physical fitness through competitive sports; provide a venue for military athletes to participate in national and international competitions; and to engage in valuable military-to-military opportunities with CISM member nations through sport. Lastly, Armed Forces Sports program directly contributes to the recruitment, retention, and readiness of Service members.

Operating under Department of Defense Instruction (DODI) 1330.4, the Armed Forces Program is under the purview of the Principle Deputy, Under Secretary of Defense for Personnel and Readiness (PDUSD (P&R)); which provides policy guidance and oversight concerning the participation of members of the Armed Forces in national and international amateur sports competitions. Reporting to PDUSD (P&R) through the Deputy Assistant Secretary of Defense for Military Community and Family Policy and responsible for the management and operation of the Armed Forces Sports Program is the Senior Military Sports Advisor (SMSA). The SMSA position rotates every four years.

The Armed Forces Sports Council (AFSC) is the governing body of the Armed Forces Sports Program and is comprised of the MWR Directors from the Army, Marine Corps, Navy, Air Force, and Coast Guard. Serving as the executive agent for the Department of Defense, the Council establishes procedures for the organization and administration on all matters pertaining to the Armed Forces Sports participation in national and international athletic events (includes competitions, dual-competitions, scrimmages, and practices).

The Armed Forces Sports Working Group normally consists of the Service Sports directors of their respective branch of Service. The Working Group is the staffing body of the AFSC and performs such duties as directed by the AFSC.

The Armed Forces Sports Council Secretariat office serves a number of functions on behalf of the AFSC. This includes but not limited to the direct liaison between CISM and the United States Chief of Delegation/AFSC; liaison between the United States Olympic Committee and the U.S. national governing bodies for each sport; and provides administrative and logistical support for all U.S. Armed Forces teams.



## BY THE NUMBERS - 2015

**20**   
**Sports**

**34**   
**Sporting Events**

**9**   
**Armed Forces  
Championships**

**19**   
**CISM  
Championships**

**5**   
**National  
Championships**

**1**   
**SHAPE Basketball  
Tournament**

# Total Participants = 993



**3**



**320**



**166**



**214**



**261**



**29**





# SECTION III

**KEY PERSONNEL**

**Deputy Assistant Secretary of Defense,  
Military Community and Family Policy**



**Mrs. Rosemary Freitas Williams (SES)**

**Senior Military Sports Advisor**



**Vice Admiral Dixon Smith (Navy)**

---

**Chair, Armed Forces Sports Council**



**Brigadier General Russell Sanborn (USMC)**

Director, Marine and Family Programs (MF)

**Armed Forces Sports Council Members**

**Ms. Stephanie Hoehne (SES)**

Director, Family & Morale, Welfare and  
Recreation (G-9), IMCOM

**Army**

**Mr. Rick Kozlowski (SES)**

Director, Fleet & Family Readiness (N9)  
Navy Installations Command (CNIC)

**Navy**

**Mr. H.L. Laryy (SES)**

Deputy Director, Air Force Services

**Air Force**

**Mr. Gary Scheer**

Director, Morale, Welfare and Recreation

**Coast Guard**

**Armed Forces Sports Council Advisors**

**Ms. Kristen McManus**

OSD Representative  
OSD MWR Policy

**Mr. Steven Rosso**

Legal Advisor  
Army IMCOM-SJA

**Armed Forces Sports Council Secretariat Office**

**Mr. Steven Dinote**

Armed Forces Sports Council Secretariat

**Mr. Kenneth Polk**

Deputy Armed Forces Sports Council  
Secretariat

## Armed Forces Sports Working Group Members

**Mr. Darrell Manuel—Army**

Chief, Army Sports, Fitness and Aquatics  
2455 Reynolds Road, Bldg, 2266  
Fort Sam Houston, TX 78234



**Mr. Tommy Cureton—Marine Corps**

Section Head - Fitness, Aquatics and Sports (MFS-2)  
3280 Russell Road  
Quantico, VA 22134



**Mr. James Senn—Navy**

Navy Sports Manager  
Fleet Readiness (N921)  
716 Sicard Street SE, Suite 204  
Washington, DC 20374



**Mr. Steve Brown—Air Force**

Chief, Air Force Sports  
AFPC/SVORF  
2261 Hughes Ave, Ste 156  
Lackland AFB, TX 78236



**CWO2 Patrick Butler**

Program Analyst  
CG MWR  
510 Independence Pkwy  
Suite 500  
Chesapeake, VA 23320



---

## Armed Forces Representatives at U.S. Olympic Committee



# MULTI-SPORT ORGANIZATION

The United States Olympic Committee has partnered with community-based, disabled sports, military, educational and recognized organizations to form the Multi-Sport Organization Committee (MSOC). The MSOC members foster national competition in: two (2) or more sports that are included on the official program of the Olympic, Pan American or Paralympic Games on a level of proficiency appropriate for the selection of amateur athletes to represent the United States in unrestricted international amateur athletic competition.

The following members of the MSOC, representing the Armed Forces are:

Mr. Willie Wilson – U.S. Army

Mr. Jim Medley – U.S. Marine Corps

Mr. James Senn – U.S. Navy

Lt Col Thomas Esser – U.S. Air Force

Mr. Gary Scheer – U.S. Coast Guard

## Representatives at USOC National Governing Bodies

---

USA Basketball (Associate Member) – Mr. Steve Brown (USAF)

USA Bobsled & Skeleton (AFS Point of Contact) – Mr. Willie Wilson

USA Boxing – Mr. Darrell Manuel (Army), Mr. Jim Medley (USMC), Mr. James Senn (Navy) and Mr. Steven Brown (USAF)

USA Cycling – Ms. Debra Ponzio (USAF)

USA Rugby – Official Club (U.S. Armed Forces Rugby Football Club) – Armed Forces Sports as POC

USA Soccer – Armed Forces Sports as POC

US Amateur Softball Association – Ms. Claudia Berwager (Army), Mr. Jim Medley (USMC), Mr. James Senn (Navy) and Mr. Steve Brown (USAF)

USA Taekwondo – Ms. Claudia Berwager (Army)

USA Track and Field (National Athletics Organizations – 5D1 Member) – Armed Forces Sports as POC

USA Triathlon – Lt Col Spencer Cocanour (USAF)

USA Volleyball (Affiliated Organization) – Ms. Claudia Berwager (Army), Mr. Jim Medley (USMC), Mr. James Senn (Navy) and Mr. Steven Brown (USAF)

USA Wrestling – Mr. Paul Rohler (Army)







# SECTION III

ABOUT CISM

## About CISM

---

Founded on 18 February 1948, CISM (also known as the International Military Sports Council) is one of the largest multidisciplinary organizations in the world second only to the International Olympic Committee. Using the motto "Friendship through Sport", CISM uses the playing field to unite Armed Forces of nations that may have previously confronted each other because of political and ideological difference. The ultimate goal is to contribute to world peace by uniting armed forces through sports as well as promote solidarity and technical assistance within nations.

Since its inception, CISM has expanded from the original five member nations to 134, with the United States joining in 1951. There are approximately 20 World Military World Championships conducted each year with the United States delegation competing with 300 athletes in nearly 16 events annually. Currently, the U.S. hosts one or two CISM Military World Championships each year and remains one of the most active nations with the CISM organization.

The participation in CISM provides a vital link for the United States to be engaged with countries around the globe in a positive manner through Mil-to-Mil engagements and has been recognized by the Department of Defense as a valuable Security Cooperation Tool. In March 2009, CISM and the U.S. Southern Command signed a "Proclamation of Partnership" recognizing the common goal of preventing conflict and promoting peace and friendship throughout the region.

CISM represents the highest level of military athletic competitiveness, which often includes Olympians and World Champions. Every four years, CISM brings together several of the CISM World Championships under one venue called the Military World Games. The Military World Games was first held in Rome in 1995 and is held one year prior to the Summer Olympic Games. In 2015, South Korea hosted the sixth edition of the Games in Mungyeong. The U.S. sent a delegation of 243 military athletes and DOD Civilian coaches and support staff to compete in 16 sports. The 2015 Military World Games boasted 118 participating nations with over 7,000 athletes from around the world.

---

## **U.S. CISM Leadership**

### **Chief of Delegation to CISM**

**Mr. Steven Dinote, AFSCS**

### **U.S. Delegates to CISM**

**Colonel Steven Rosso (Army)**

**Mr. Kenneth Polk**

### **CISM Board of Director Member**

**Colonel Steven Rosso**

### **CISM Commission Members**

**Mr. Steven Dinote**  
Sports Commission  
Para-Sport Working Group, Secretary

**Colonel Steven Rosso**  
President, Regulations Commission  
Finance Commission

**Lieutenant Colonel David Haight, MD (Army)**  
Anti-Doping Therapeutic Use Exemption  
Commission

### **President of CISM Taekwondo Sports Committee**

**Chief Warrant Officer 4 Bongseok Kim (Army)**

### **Members of CISM Sports Committees**

**Mr. Eddie Goad (USAF)**  
Basketball

**LtCol Jennifer Farina (USMC)**  
Soccer (Football)

**Col Matthew Zuber (USAF)**  
Track and Field

**Mr. Jay Antonelli (Navy)**  
Wrestling

**Ms. Debra Ponzio (USAF)**  
Cycling

**CPT Scott Christie (Army)**  
Modern Pentathlon





**ARM**



# SECTION IV

ED FORCES CHAMPIONSHIPS

## 2015 Armed Forces Championship Results

<b>Sport</b>	<b>Host Service</b>	<b>Location</b>	<b>Dates</b>
<b>Bowling (W)</b>	<b>Navy</b>	<b>NAS Jacksonville, FL</b>	<b>11-18 May</b>
<b>Bowling (M)</b>	<b>Navy</b>	<b>NAS Jacksonville, FL</b>	<b>11-18 May</b>
<b>Cross Country (W)</b>	<b>USAF</b>	<b>Boulder, CO</b>	<b>5-8 Feb</b>
<b>Cross Country (M)</b>	<b>USAF</b>	<b>Boulder, CO</b>	<b>5-8 Feb</b>
<b>Marathon (W)</b>	<b>USMC</b>	<b>Washington, DC</b>	<b>22-26 Oct</b>
<b>Marathon (M)</b>	<b>USMC</b>	<b>Washington, DC</b>	<b>22-26 Oct</b>
<b>Rugby (M)</b>	<b>Navy</b>	<b>Glendale, CO</b>	<b>14-16 Aug</b>
<b>Soccer (M)</b>	<b>USMC</b>	<b>MCAS Miramar</b>	<b>12-21 May</b>
<b>Softball (W)</b>	<b>USMC</b>	<b>Washington, DC</b>	<b>22-26 Oct</b>
<b>Softball (M)</b>	<b>USMC</b>	<b>Washington, DC</b>	<b>22-26 Oct</b>
<b>Triathlon (W)</b>	<b>Navy</b>	<b>Hammond, IN</b>	<b>4-8 June</b>
<b>Triathlon (M)</b>	<b>Navy</b>	<b>Hammond, IN</b>	<b>4-8 June</b>
<b>Volleyball (W)</b>	<b>USMC</b>	<b>Detroit, MI</b>	<b>22-24 May</b>
<b>Volleyball (M)</b>	<b>USMC</b>	<b>Detroit, MI</b>	<b>22-24 May</b>
<b>Wrestling (M)</b>	<b>Army</b>	<b>Fort Carson, CO</b>	<b>25-29 Mar</b>

1st	2nd	3rd	4th	5th
Army	USAF	Navy	USMC	
USAF	Army	Navy	USMC	
Army	USAF	Navy	USMC	
Army	USAF	Navy	USMC	
USMC	USAF	Army	Navy	
Army	Navy	USAF	USMC	
Army	USAF	Navy	USMC	USCG
Army	USAF	Navy	USMC	
Army	USAF	Navy	USMC	
Army	Navy	USMC	USAF	
Army	USAF	Navy	USMC	
USAF	Navy	Army	USMC	
Army	USAF	Navy		
USAF	Navy	Army		
Army	USMC	USAF	Navy	







# BOWLING

**14-18 MAY  
NAS JACKSONVILLE, FL**

## 2015 Armed Forces Bowling Championship

---

Date	14-18 May 2015
Host Site	NAS Jacksonville, FL
Installation Commander	CAPT Howard Wannamaker
Project Officer	Mr. John Duncan

### **ARMED FORCES REPRESENTATIVES IN ATTENDANCE**

Army	Mr. William Sewell
Marine Corps	Mr. Jim Medley
Navy	Ms. Sharkie Stielper
Air Force	Mr. Steve Barinque
AFSCS	Mr. Kenneth Polk

### **FINAL OVERALL TEAM STANDINGS – WOMEN**

1st Place	Army	18,228 pins
2nd Place	Air Force	17,685 pins
3rd Place	Navy	16,659 pins
4th Place	Marine Corps	15,546 pins

### **FINAL OVERALL TEAM STANDINGS – MEN**

1st Place	Air Force	19,665 pins
2nd Place	Army	19,447 pins
3rd Place	Navy	19,166 pins
4th Place	Marine Corps	18,780 pins

### **INDIVIDUAL WOMEN'S CHAMPIONSHIP – ALL EVENTS**

1st Place	SGT Rose Brown (Army)	5,073 pins
2nd Place	SrA Tonya Criss (USAF)	4,355 pins
3rd Place	SPC Genetha Allen (Army)	4,306 pins

### **INDIVIDUAL MEN'S CHAMPIONSHIP – ALL EVENTS**

1st Place	SPC Adam Ahmad (Army)	5,089 pins
2nd Place	Maj Ron Hurt (USAF)	4,863 pins
3rd Place	MSgt Donald Thompson (USMC)	4,863 pins

### **KING AND QUEEN COMPETITION RESULTS**

Army SPC Adam Ahmad (245 pins) defeated Army SGT Rose Brown, Ft Bliss, TX (196 pins)

## DAILY CHALLENGE COMPETITIONS

15 May 2015

Women's Team Challenge			Men's Team Challenge		
1st Place	Army	5,161 pins	1st Place	Army	5,447 pins
2nd Place	USAF	4,995 pins	2nd Place	Navy	5,262 pins
3rd Place	Navy	4,647 pins	3rd Place	USAF	5,259 pins
4th Place	USMC	4,118 pins	4th Place	USMC	5,151 pins

Standings based on total pin fall of all bowlers in 6 traditional games plus total team pin fall from three Baker's Format games

### Doubles Results 16 May

Women Results			Men Results		
1st Place	Army 1	2,298 pins Brown (235,247,226,168,212,195) Bolden (120,147,196,182,228,142)	1st Place	USAF 1	2,436 pins Hurt (179,225,206,209,215,202) Cramer (151,209,173,224,224,219)
2nd Place	USAF 1	2,139 pins Odekirk (157,209,172,157,176,189) Crowder (138,172,146,201,187,235)	2nd Place	Navy 2	2,367 pins Platt (202,172,204,202,226,219) Leftwich (226,145,127,186,255,203)
3rd Place	USAF 2	2,080 pins Sanchez (190,170,197,176,136,118) Criss (204,198,208,180,137,166)	3rd Place	Army 2	2,299 pins Dimuzio (200,190,168,205,181,155) Ahmad (164,223,217,203,168,225)
4th Place	USMC 1	2,051 pins Sumner (146,168,182,238,191,191) Knight (146,140,168,139,162,180)	4th Place	USMC 1	2,269 pins Thompson (173,228,185,211,176,177) Coleman (141,160,219,219,211,169)
5th Place	Navy 2	1,984 pins Longworth (174,161,150,168,153,170) Gray (188,179,132,165,175,169)	5th Place	Navy 1	2,239 pins McIntire (215,180,188,189,186,171) Byrd (210,183,145,171,188,213)
6th Place	Navy 1	1,979 pins Reeves (177,168,181,206,162,116) Gordon (198,146,168,193, 119,144)	6th Place	USAF 2	2,220 pins Wilkes (195,215,181,215,172,191) Cash (158,170,193,191,166,173)
7th Place	Army 2	1,928 pins Jenkins (145,129,133,166,154,170) Allen (179,138,189,155,170,200)	7th Place	USMC 2	2,154 pins Meinhart (209,232,191,162,166,220) Bean (168,171,151,178,176,130)
8th Place	USMC 2	1,775 pins Horsley (168,157,146,138,152,149) Brock (083,162,144,130,157,189)	8th Place	Army 1	2,145 pins Nelson (152,152,205,157,183,206) Franicevich (185,189,224,152,168,172)

## 2015 Armed Forces Bowling Championship

---

### DAILY CHALLENGE COMPETITIONS

#### Mixed Doubles Challenge Results 16 May 2015

1st Place	Army 3	2,451 pins	2nd Place	USAF 1	2,436 pins
	Allen (211,187,170,193,164,156)			Hurt (179,225,206,209,215,202)	
	Ahmad (247,236,254,178,255,200)			Cramer (151,209,173,224,224,219)	
3rd Place	USAF 1	2,139 pins	4th Place	Navy 2	2,367 pins
	Odekirk (157,209,172,157,176,189)			Platt (202,172,204,202,226,219)	
	Crowder (138,172,146,201,187,235)			Leftwich (226,145,127,186,255,203)	
5th Place	USAF 2	2,080 pins	6th Place	Army 2	2,299 pins
	Sanchez (190,170,197,176,136,118)			Dimuzio (200,190,168,205,181,155)	
	Criss (204,198,208,180,137,166)			Ahmad (164,223,217,203,168,225)	
7th Place	USMC 1	2,051 pins	8th Place	USMC 1	2,269 pins
	Sumner (146,168,182,238,191,191)			Thompson (173,228,185,211,176,177)	
	Knight (146,140,168,139,162,180)			Coleman (141,160,219,219,211,169)	
9th Place	Navy 2	1,984 pins	10th Place	Navy 1	2,239 pins
	Longworth (174,161,150,168,153,170)			McIntire (215,180,188,189,186,171)	
	Gray (188,179,132,165,175,169)			Byrd (210,183,145,171,188,213)	
11th Place	Navy 1	1,979 pins	12th Place	USAF 2	2,220 pins
	Reeves (177,168,181,206,162,116)			Wilkes (195,215,181,215,172,191)	
	Gordon (198,146,168,193,119,144)			Cash (158,170,193,191,166,173)	
13th Place	Army 2	1,928 pins	14th Place	USMC 2	2,154 pins
	Jenkins (145,129,133,166,154,170)			Meinhart (209,232,191,162,166,220)	
	Allen (179,138,189,155,170,200)			Bean (168,171,151,178,176,130)	
15th Place	USMC 2	1,775 pins	16th Place	Army 1	2,145 pins
	Horsley (168,157,146,138,152,149)			Nelson (152,152,205,157,183,206)	
	Brock (083,162,144,130,157,189)			Franicevich (185,189,224,152,168,172)	

---

## DAILY CHALLENGE COMPETITIONS

### Singles Challenge

17 May 2015

#### Women's Singles Results

1st Place	(Army) Brown:	176,213,187,201,225,223 (1,225 pins)	<5,073 pins>
2nd Place	(USAF) Criss:	217,208,163,166,225,175 (1,093 pins)	<4,355 pins>
3rd Place	(USAF) Odekirk:	183,180,165,200,184,179 (1,091 pins)	<4,296 pins>
4th Place	(Army) Jenkins:	127,167,210,230,149,201 (1,084 pins)	<4,273 pins>
5th Place	(Navy) Gordon:	157,199,171,185,149,211 (1,072 pins)	<3,860 pins>
6th Place	(Army) Allen:	213,174,160,195,129,178 (1,049 pins)	<4,306 pins>
7th Place	(Navy) Reeves:	180,175,177,186,154,170 (1,042 pins)	<4,123 pins>
8th Place	(Army) Bolden:	160,144,168,189,169,180 (1,010 pins)	<4,097 pins>
9th Place	(USAF) Sanchez:	146,171,143,200,182,152 (994 pins)	<4,279 pins>
10th Place	(Navy) Longworth:	153,149,164,179,160,176 (981 pins)	<4,148 pins>
11th Place	(USAF) Crowder:	142,169,175,207,145,135 (973 pins)	<4,228 pins>
12th Place	(USMC) Sumner:	158,173,166,158,162,149 (966 pins)	<4,209 pins>
13th Place	(USMC) Brock:	154,132,162,142,156,166 (912 pins)	<3,652 pins>
14th Place	(USMC) Horsley:	127,146,143,172,177,147 (912 pins)	<3,572 pins>
15th Place	(Navy) Gray:	146,131,135,122,158,168 (860 pins)	<3,990 pins>
16th Place	(USMC) Knight:	144,100,139,160,148,153 (844 pins)	<3,652 pins>

#### Men's Singles Results

1st Place	(USAF) Hurt:	200,215,253,228,213,214 (1,323 pins)	<4,915 pins>
2nd Place	(Army) Ahmad:	249,184,206,217,200,235 (1,291 pins)	<5,089 pins>
3rd Place	(Navy) Platt:	221,192,191,200,185,215 (1,204 pins)	<4,862 pins>
4th Place	(USAF) Cramer:	201,204,184,207,211,182 (1,189 pins)	<4,778 pins>
5th Place	(USAF) Wilkes:	199,145,203,170,249,205 (1,171 pins)	<4,817 pins>
6th Place	(USMC) Meinhert:	163,174,216,166,189,254 (1,162 pins)	<4,712 pins>
7th Place	(Army) Franicevich:	225,166,221,201,148,196 (1,157 pins)	<4,686 pins>
8th Place	(USAF) Cash:	188,182,176,180,199,228 (1,153 pins)	<4,512 pins>
9th Place	(USMC) Thompson:	178,183,184,209,187,205 (1,146 pins)	<4,863 pins>
10th Place	(Army) Dimuzio:	200,165,201,223,170,184 (1,143 pins)	<4,618 pins>
11th Place	(Navy) Leftwich:	204,174,199,186,182,192(1,137 pins)	<4,617 pins>
12th Place	(USMC) Coleman:	207,147,164,257,174,183 (1,132 pins)	<4,579 pins>
13th Place	(Navy) McIntire:	170,135,180,205,200,210 (1,100 pins)	<4,636 pins>
14th Place	(Army) Nelson:	141,204,181,189,178,197 (1,090 pins)	<4,430 pins>
15th Place	(Navy) Byrd:	175,186,147,165,199,177 (1,049 pins)	<4,480 pins>
16th Place	(USMC) Bean:	154,180,177,138,185,118 (952 pins)	<4,058 pins>

## 2015 Armed Forces Bowling Championship



### 2015 ARMED FORCES BOWLING CHAMPIONSHIP TEAM ROSTER 11-18 May – NAS Jacksonville, FL



#### U.S. ARMY

Rank	Last Name	First Name	Division (M/F)	Duty Station	Home Town
MSG	Franicevich	James	M	APG, MD	Breaux Bridge, LA
SSG	Nelson	Shaun	M	Fort Bliss, TX	El Paso, TX
SGT	Dimuzio	Brian	M	ARNG, MI	East Pointe, MI
SPC	Ahmad	Adam	M	USAR, WA	Modesto, CA
SPC	Allen	Allen	F	Fort Sill, OK	Cleveland, OH
SSG	Jenkins	Tiara	F	Fort Stewart, GA	Baltimore, MD
SFC	Bolden	Chandres	F	USAR, OH	Charlotte, NC
SGT	Brown	Rose	F	Fort Bliss, TX	Modesto, CA

Rank	Last Name	First Name	Title	Duty Station	Home Town
CIV	Aguilar	Don Diego	Coach	Fort Bliss, TX	El Paso, TX
			OIC		
CIV	Sewell	Bill	Service Rep.	Pentagon, VA	Baltimore, MD



### 2015 ARMED FORCES BOWLING CHAMPIONSHIP TEAM ROSTER 11-18 May – NAS Jacksonville, FL



#### U.S. MARINE CORPS

Rank	Last Name	First Name	Division (M/F)	Duty Station	Home Town
Capt	Coleman	David	M	MCAS Yuma, AZ	Phoenix, AZ
Sgt	Bean	Jason	M	NAS Jacksonville, FL	Saginaw, MI
MSgt	Thompson	Donald	M	MCB Okinawa	Reno, NV
GySgt	Meinhert	Thomas	M	MCB Okinawa	Houston, TX
MGySgt	Knight	Portia	F	Norfolk, VA	Minneapolis, MN
CWO3	Horsley	Kristin	F	MCB Camp Lejeune, NC	Marquette, MI
LTJG	Brock	Lindsey	F	Kingsbay, GA	
Sgt	Sumner	Destine	F	MCB Okinawa	Kettering, OH

Rank	Last Name	First Name	Title	Duty Station	Home Town
			Coach		
			OIC		
CIV	Medley	Jim	Service Rep.	HQMC, Quantico, VA	Stafford, VA



**2015 ARMED FORCES BOWLING CHAMPIONSHIP TEAM ROSTER**  
**11-18 May – NAS Jacksonville, FL**



**U.S. NAVY**

Rank	Last Name	First Name	Division (M/F)	Duty Station	Home Town
PO1	Leftwich	Christopher	M	ATC Mobile, AL	Oklahoma City, OK
PO2	Byrd	Roger	M	NAS Jacksonville, FL	Chicago, IL
LTJG	McIntire	Scott	M	Alexandria, VA	Bakersfield, CA
LT	Platt	Leon	M	Kings Bay, GA	Portsmouth, VA
PO2	Gray	Ashley	F	NAS Norfolk, VA	Maple Heights, OH
PO1	Gordon	Rhonda	F	NAS Norfolk, VA	Nashville, TN
LT	Longworth	Sondra	F	Correy Station, FL	Loganville, GA
LT	Reeves	Hillary	F	NAS Jacksonville, FL	West Palm Beach, FL

Rank	Last Name	First Name	Title	Duty Station	Home Town
CIV	Hodgen	Ron	Coach	NSA Naples, Italy	Washington, DC
CIV	Duncan III	John	OIC	NAS Jacksonville, FL	Middleburg, FL
CIV	Stielper	Sharkie	Service Rep.	Washington Navy Yard, DC	Baltimore, MD



**2015 ARMED FORCES BOWLING CHAMPIONSHIP TEAM ROSTER**  
**11-18 May – NAS Jacksonville, FL**



**U.S. AIR FORCE**

Rank	Last Name	First Name	Division (M/F)	Duty Station	Home Town
SSgt	Cramer	Josh	M	Nellis AFB, NV	
Maj	Hurt	Ron	M	Ramstein, Germany	
Capt	Cash	Sam	M	Yokota, Japan	
SSgt	Wilkes	Aaron	M	Offutt AFB, NE	
Capt	Crowder	Danielle	F	Little Rock AFB, AR	
MSgt	Odekirk	Kristen	F	Hurlburt Field, FL	
TSgt	Sanchez	Natasha	F	JB Lewis-McChord, WA	
SrA	Criss	Tonya	F	JB Andrews, MD	

Rank	Last Name	First Name	Title	Duty Station	Home Town
			Coach		
			OIC		
CIV	Barinque	Steven	Service Rep.	JB San Antonio-Randolph AFB, TX	

### ARMY WOMEN AND AIR FORCE MEN CAPTURES ARMED FORCES GOLD

Air Force men's and Army women's bowling defended their respective all-events titles at the 2015 Armed Force Bowling Championships Friday through Sunday at Naval Air Station Jacksonville's Freedom Lanes.

Army's Sgt. Adam Ahmad and Sgt. Rose Brown led the way as all-events medalists. It was Ahmad's first all-events title after a second in 2011.



"I put in a lot of hard work coming into this event," the Seattle, Wash., native said. "I respected the field and didn't get outside myself."

For Brown, it was her third straight all-events title and her fourth in the past five years. She pulled a leg muscle during Saturday's competition.

"I still performed well, but it was definitely painful. Mentally, I just had to stay focused," said Brown, of Modesto, Calif.

In the king versus queen event that closed out the championships, Ahmad, with a 245 game, defeated Brown, with 212.

Navy men and women finished third all-events total pin competition. Four bowlers from Jacksonville's tri-base area helped.

Navy first-time Armed Forces bowlers, Naval Station Mayport's BM2 Roger Byrd, Naval Hospital Jacksonville's Lt. Hillary Reeves and Kings Bay's Lt. j.g. Lindsay Brock also contributed. Brock finished fifth in the All-Navy Trials, which preceded the Armed Forces meet. When a Marine Corps women's bowler withdrew, she accepted an invitation to join their four-member team.

"I was a Marine for the weekend," she said. "They made me feel welcome. I had fun. It was a learning experience."

Lt. Leon Platt, of Naval Submarine Base Kings Bay, was fourth in all-events, second in men's doubles and third in men's singles. A veteran of armed forces tournaments, he finished third in all-events in 2013.

Air Force men finished the 24-game series with 19,655 pins, followed by Army, 19,447, Navy, 19,166 and Marine Corps, 18,780.





SGT Rose Brown—Winner of the 2015 King & Queen Challenge





**4-8 FEBRUARY  
BOULDER, CO**

# CROSS COUNTRY

## 2015 Armed Forces Cross Country Championship

---

Date 4-8 February 2015

Host Site Boulder, CO

Held in conjunction with USA Track and Field National Cross Country Championship

### **ARMED FORCES REPRESENTATIVES IN ATTENDANCE**

Army	Mr. Tom Higgins
Marine Corps	Capt Nicholas Graham
Navy	Mr. James Senn
Air Force	Mr. Steve Brown
AFSCS	Mr. Kenneth Polk

### **FINAL OVERALL TEAM STANDINGS – WOMEN**

1st Place	Army	15 Points
2nd Place	Air Force	37 Points
3rd Place	Navy	46 Points
4th Place	Marine Corps	55 Points

### **FINAL OVERALL TEAM STANDINGS – MEN**

1st Place	Army	15 Points
2nd Place	Air Force*	60 Points
3rd Place	Navy	60 Points
4th Place	Marine Corps	71 Points

\* Air Force wins silver based on placement of first non-scoring runner (tie-breaker)

### **INDIVIDUAL WOMEN'S MEDAL WINNERS**

1st Place	SPC Caroline Jepleting (Army)	30:01
2nd Place	LT Amanda Rice (Navy)	31:00
3rd Place	PFC Susan Tanui (Army)	31:05

### **INDIVIDUAL MEN'S MEDAL WINNERS**

1st Place	PFC Stanley Kebenei (Army)	37:28
2nd Place	SPC Augustus Maiyo (Army)	37:29
3rd Place	SPC Emmanuel Bor (Army)	38:47

---

## WOMEN'S ARMED FORCES TEAM SCORING SUMMARY

(Note: Team determined by adding the displacement finish of top four runners)

### ARMY:

1st place –	SPC Caroline Jepleting, Landstuhl, Germany	(30:01)
3rd place –	PFC Susan Tanui, Fort Riley, KS	(31:05)
5th place –	1LT Clesea Prah, Joint Base Lewis-McChord, WA	(31:22)
6th place –	MAJ Emily Potter, Fort Bragg, NC	(31:43)
(10th place) –	CPT Meghan Curran, Joint Base McGuire-Dix-Lakehurst, NJ	(33:19)
(11th place) –	CPT Ashley Hall, Fort Benning, GA	(33:27)

### AIR FORCE:

4th place –	1stLt Katherine Ward, AF WCAP, Colorado Springs, CO	(31:15)
8th place –	LtCol Brenda Schrank, Joint Base Andrews AFB, MD	(32:44)
12th place –	2dLt Magin Day, Ramstein AFB, Germany	(33:37)
13th place –	Maj Charlotte Portlock, U.S. Air Force Academy, CO	(33:51)
(16th place) –	2dLt Samantha Morrison, AF WCAP, Colorado Springs, CO	(34:48)
(20th place) –	Capt Cindy Dawson, U.S. Air Force Academy, CO	(37:15)

### NAVY:

2nd place –	LT Amanda Rice, ATSUGI, Japan	(31:00)
9th place –	LT Rachel Beckmann, U.S. Coast Guard Marine Safety Center	(32:56)
17th place –	ENS Elizabeth Milewski, USS Anchorage	(35:39)
18th place –	LT Susan Richardson, Patuxent River, MD	(35:58)
(21st place) –	LT Jessica Hafey, USS Cape St. George	(38:04)

### MARINE CORPS:

7th place –	Capt Christine Taranto, NPS Monterey, CA	(31:45)
14th place –	Capt Angelica Valdez, MCB Quantico, VA	(34:10)
15th place –	1stLt Katherine Sullivan, MCB Pendleton, CA	(34:46)
19th place –	SSgt Sara Pacheco, MCRD San Diego, CA	(36:44)

## 2015 Armed Forces Cross Country Championship

---

### **MEN'S ARMED FORCES TEAM SCORING SUMMARY**

(Note: Team determined by adding the displacement finish of top four runners)

#### **ARMY:**

2nd place –	SPC Augustus Maiyo, Fort Carson, CO	(37:29)
3rd place –	SPC Emmanuel Bor, Ft Bliss, TX	(38:47)
4th place –	SPC Aron Rono, Fort Carson, CO	(38:52)
5th place –	SPC Samuel Kosgei, Fort Riley, KS	(39:38)
(6th place) –	SPC SPC Laban Sialo, Fort Carson, CO	(39:55)

#### **AIR FORCE:**

7th place –	2dLt James Walmsley, Malmstrom AFB, MT	(40:11)
8th place –	Capt Matthew Williams, Joint Base San Antonio, TX	(40:26)
13th place –	2dLt Isaiah Bragg, Wright Patterson AFB, OH	(42:07)
15th place –	Capt Jacob Bradosky, Malmstrom AFB, MT	(42:35)
17th place –	Capt Daniel Castle, McConnell AFB, KS	(43:58)
(19th place) –	LtCol Douglas Wickert, Nellis AFB, NV	(45:18)

#### **NAVY:**

9th place –	LT William Christian, NAVCYBERFORO	(40:58)
10th place –	LTJG Patrick Fernandez, Washington, DC	(41:34)
11th place –	LT Justin Lutz, Office of Naval Intelligence	(41:42)
14th place –	LT Aaron Lanzel, Washington, DC	(42:28)
16th place –	PO2 Justin Turner, USS Nicholas	(43:33)
(22nd place) –	LT Kevin Sorrell, New London, CT	(48:10)

#### **MARINE CORPS:**

12th place –	Capt Sean Barrett, MCB Pendleton, CA	(41:49)
18th place –	Cpl Michael Siringer, MCB Lejeune, NC	(45:11)
20th place –	LtCol Joseph Galvin, MCB Lejeune, NC	(46:12)
21st place –	Capt Luke Rodina, Fort Meade, MD	(47:57)

---

## SOLDIERS DOMINATE ARMED FORCES CROSS COUNTRY

By Tim Higgs | U.S. Army Installation Management Command | February 10, 2015

**BOULDER, Colorado (Feb. 9, 2015) --** The All-Army men swept the top six spots and the women claimed four of their top six positions as the black and gold dominated the 2015 Armed Forces Cross Country Championships on Feb. 7 at Flatirons Golf Course.

The Army men's dominance marked the first time in U.S. Armed Forces Cross Country history that a team has swept the top six spots, said Ken Polk, Armed Forces Sports program manager.

Army Reserve Pfc. Stanley Kebenei of Fayetteville, Arkansas, won the men's 12-kilometer race in 37 minutes, 28 seconds. Spc. Caroline Jepletting of Landstuhl, Germany, won the women's eight-kilometer race in 30:01.



The Armed Forces Championships were run in conjunction with the USA Track and Field Winter National Cross Country Championships and the top six finishers in both races automatically qualified for Team USA at the International Amateur Athletics Federation 2015 World Cross Country Championships, scheduled for March 28 in Guiyang, China.

U.S. Army World Class Athlete Program runner Spc. Augustus Maiyo of Fort Carson, Colorado, was second among Armed Forces men with a time of 37:29, followed by Spc. Emmanuel Bor (38:47) of Fort Bliss, Texas, WCAP Spc. Aron Rono (38:52) of Fort Carson, Spc. Samuel Kosgei (39:38) of Fort Riley, Kansas, and Spc. Laban Sialo (39:55) of Fort Carson.

The top five finishers for each squad counted in the Armed Forces men's team scoring. The Army men won with 15 points, followed by Air Force (37), Navy (46) and Marine Corps (55).

Navy Lt. Amanda Rice (31:00) of Naval Air Facility Atsugi, Japan, was second among Armed Forces women, followed by Pfc. Susan Tanui (31:05) of Fort Riley, Kansas. First Lt. Chelsea Prah (fifth in 31:22) of Joint Base Lewis-McChord, Washington, and former WCAP Maj. Emily Potter (sixth in 31:43) of Fort Bragg, North Carolina, rounded out the All-Army women's scoring.

The top four finishers for each squad counted in the Armed Forces women's team scoring. The Army women prevailed with 15 points, followed by Air Force (60), Navy (60) and Marine Corps (71).

Chris Derrick of Portland, Oregon, won the USA open men's division with a time of 36:18, and was followed by Robert Curtis (36:48) of Rochester, Michigan, and Dathan Ritzenhein (36:51) of Belmont, Michigan. Kebenei and Maiyo finished eighth and ninth, respectively, and may advance to the world championships as alternates. Although Jepletting won the Armed Forces women's division, she did not qualify for the world championships.

## 2015 Armed Forces Cross Country Championship



### 2015 ARMED FORCES CROSS COUNTRY CHAMPIONSHIP TEAM ROSTER 5-8 Feb 2015 - Boulder, CO



#### U.S. ARMY

Rank	Last Name	First Name	Division (M/F)	Duty Station	Home Town
SPC	Bor	Hillary	M	Fort Carson, CO	Las Cruces, NM
SPC	Maiyo	Augustus	M	Fort Carson, CO	Colorado Springs, CO
SPC	Rono	Aron	M	Fort Carson, CO	Beaverton, OR
SPC	Kosgei	Samuel	M	Fort Riley, KS	Junction City, KS
SPC	Sialo	Laban	M	Fort Carson, CO	Lenexa, KS
PFC	Kebenei	Stanley	M	Lincoln, AR	Fayetteville, AR
SPC	Bor	Emmanuel	M	Fort Bliss, TX	Tuscaloosa, AL
PFC	Tanui	Susan	F	Fort Riley, KS	Anchorage, AK
1LT	Prahl	Chelsea	F	JBLM, WA	Greenville, MI
SPC	Jepleting	Caroline	F	Landstuhl, Germany	Lubbock, TX
MAJ	Potter	Emily	F	Fort Bragg, NC	Charlottesville, VA
CPT	Curran	Meghan	F	JBMDL, NJ	Chelmsford, MA
CPT	Hall	Ashley	F	Fort Benning, GA	Dupont, WA

Rank	Last Name	First Name	Title	Duty Station	Home Town
COL	Collins	Liam	Coach	USMA West Point, NY	Appleton, WI
			OIC		
			Medical		
CIV	Higgins	Thomas	Service Rep.	Fort Sam Houston, TX	Dumont, NJ



### 2015 ARMED FORCES CROSS COUNTRY CHAMPIONSHIP TEAM ROSTER 5-8 Feb 2015 - Boulder, CO



#### U.S. MARINE CORPS

Rank	Last Name	First Name	Division (M/F)	Duty Station	Home Town
LtCol	Galvin	Jospeh	M	MCB Lejeune, NC	Vienna, VA
Maj	Jennings	Richard	M	MCB Quantico, VA	Pearisburg, VA
Capt	Barrett	Sean	M	MCB Pendleton, CA	San Diego, CA
Capt	Rodina	Luke	M	Ft Mead, MD	Kansas City, KS
1stLt	Oltman	Nicholas	M	MCB Lejeune, NC	Fredericksburg, VA
SSgt	Hubbard	Tyler	M	West Lafayette, IN	Grass Valley, OR
LCpl	Siringer	Michael	M	MCB Lejeune, NC	Cleveland, OH
Capt	Taranto	Christine	F	NPS Monterey, CA	Surf City, NC
Capt	Valdez	Angelica	F	MCB Quantico, VA	Tucson, AZ
1stLt	Sullivan	Katherine	F	MCB Pendleton, CA	Bronxville, NY
SSgt	Pacheco	Sara	F	MCRD San Diego, CA	Ottawa, KS

Rank	Last Name	First Name	Title	Duty Station	Home Town
CIV	Puleo	Joe	Coach	N/A	Phoenixville, PA
			OIC		
			Medical		
Capt	Graham	Nicholas	Service Rep.	MCB Qunatico, VA	Ossining, NY





**2015 ARMED FORCES CROSS COUNTRY CHAMPIONSHIP TEA**  
**5-8 Feb 2015 - Boulder, CO**

**U.S. AIR FORCE**



Rank	Last Name	First Name	Division (M/F)	Duty Station	Home Town
Lt Col	Schrank	Brenda	F	JB Andrews, Maryland	Winchester, Virginia
Maj	Portlock	Charlotte Anne	F	AFIT, Bloomington, Indiana	Bloomington, Indiana
Capt	Dawson	Cindy	F	US Air Force Academy, Colorado	Colorado Springs, Colorado
1Lt	Ward	Katherine	F	AF WCAP, Colorado Springs, Colorado	Bossier City, Louisiana
2Lt	Day	Magin	F	Ramstein Air Base, Germany	West Lafayette, Indiana
2Lt	Morrison	Samantha	F	AF WCAP, Colorado Springs, Colorado	Goldsboro, North Carolina
Capt	Bradosky	Jacob	M	Malmstrom Air Force Base, Montana	Centerville, Ohio
Capt	Castle	Daniel	M	McConnell Air Force Base, Kansas	St Joseph, Missouri
Capt	Williams	Matthew	M	JBSA Fort Sam Houston, Texas	San Antonio, Texas
2Lt	Bragg	Isaiah	M	Wright-Patterson Air Force Base, Ohio	Dublin, Ohio
Lt Col	Wickert	Douglas	M	Nellis AFB, NV	
2Lt	Walmsley	James	M	Malmstrom Air Force Base, Montana	Black Eagle, Montana

Rank	Last Name	First Name	Title	Duty Station	Home Town
Lt Col	Cucuzzella	Marc	Coach	Wright-Patterson Air Force Base, Ohio	Shepherdstown, West Virginia
			OIC		
CMSgt	Escarcega	Alex	Medical	Shriever Air Force Base, Colorado	Peyton, Colorado
			Service Rep.		



**2015 ARMED FORCES CROSS COUNTRY CHAMPIONSHIP TEAM ROSTER**  
**5-8 Feb 2015 - Boulder, CO**

**U.S. MARINE CORPS**



Rank	Last Name	First Name	Division (M/F)	Duty Station	Home Town
LtCol	Galvin	Jospeh	M	MCB Lejeune, NC	Vienna, VA
Maj	Jennings	Richard	M	MCB Quantico, VA	Pearisburg, VA
Capt	Barrett	Sean	M	MCB Pendleton, CA	San Diego, CA
Capt	Rodina	Luke	M	Ft Mead, MD	Kansas City, KS
1stLt	Oltman	Nicholas	M	MCB Lejeune, NC	Fredericksburg, VA
SSgt	Hubbard	Tyler	M	West Lafayette, IN	Grass Valley, OR
LCpl	Siringer	Michael	M	MCB Lejeune, NC	Cleavland, OH
Capt	Taranto	Christine	F	NPS Monterey, CA	Surf City, NC
Capt	Valdez	Angelica	F	MCB Quantico, VA	Tucson, AZ
1stLt	Sullivan	Katherine	F	MCB Pendleton, CA	Bronxville, NY
SSgt	Pacheco	Sara	F	MCRD San Diego, CA	Ottawa, KS

Rank	Last Name	First Name	Title	Duty Station	Home Town
CIV	Puleo	Joe	Coach	N/A	Phoenixville, PA
			OIC		
			Medical		
Capt	Graham	Nicholas	Service Rep.	MCB Qunatico, VA	Ossining, NY





**22-26 OCTOBER  
WASHINGTON, DC**

# MARATHON

## 2015 Armed Forces Marathon Championship

---

Date	22-26 October 2015
Host Site	Washington, D.C.
Project Officer	Mr. Bobby Brown

Held in conjunction with the 2015 Marine Corps Marathon

### **ARMED FORCES REPRESENTATIVES IN ATTENDANCE**

Army	Mr. Tom Higgins
Marine Corps	Mr. Jim Medley
Navy	Mr. James Senn
Air Force	Mr. Steve Brown
Coast Guard	CW2 Patrick Butler
AFSCS	Mr. Steven Dinote

### **FINAL OVERALL TEAM STANDINGS – WOMEN**

1st Place	Marine Corps	5 Points
2nd Place	Air Force	7 Points
3rd Place	Army	12 Points
4th Place	Navy	20 Points

### **FINAL OVERALL TEAM STANDINGS – MEN**

1st Place	Army	15 Points
2nd Place	Navy	26 Points
3rd Place	Air Force	56 Points
4th Place	Marine Corps	64 Points

### **INDIVIDUAL WOMEN'S MEDAL WINNERS**

1st Place	Capt Christine Taranto (USMC)	2:53:30
2nd Place	1st Lt. Magin Day (USAF)	2:56:28
3rd Place	1LT Chelsea Prael (Army)	2:56:49

### **INDIVIDUAL MEN'S MEDAL WINNERS**

1st Place	2LT Trevor Lafontaine (Army)	2:24:25
2nd Place	ENS Jordan Tropf (Navy)	2:27:03
3rd Place	2LT Daniel Schlich (Army)	2:27:03

**WOMEN'S ARMED FORCES TEAM SCORING SUMMARY**  
 (Note: Team determined by adding the displacement finish of top two runners)

U.S. Marine Corps – 1st Place: 5 points

1	Capt Christine Taranto	2:53:30
4	Capt Danielle Pozun	3:01:06
<hr/>		
(6)	Capt Angelica Valdez	3:05:39
(11)	SSgt Sara Pacheco	3:10:15

U.S. Air Force – 2nd Place: 7 points

2	1s Lt Magin Day	2:56:28
5	Lt Col Brenda Schrank	3:05:13
<hr/>		
(8)	1st Lt Sarah Auer	3:07:25
(10)	Capt Amy Natalini	3:09:34

U.S. Army – 3rd Place: 12 points

3	1LT Chelsea Prah	2:56:49
9	CPT Nicole Solana	3:09:02
<hr/>		
(12)	1LT Margaret Smith	3:14:48
(14)	PFC Susan Tanui	3:18:16

U.S. Navy – 4th Place: 20 points

7	LT Susan Richardson	3:05:59
13	ENS Meghan Connor	3:16:33
<hr/>		
(15)	LT Jenny Moore	3:24:20



## 2015 Armed Forces Marathon Championship

---

### **MEN'S ARMED FORCES TEAM SCORING SUMMARY**

(Note: Team determined by adding the displacement finish of top four runners)

#### U.S. Army – 1st Place: 15 points

1	2LT Trevor Lafontaine	2:24:25
3	2LT Daniel Schlich	2:27:08
4	CPT Kenneth Foster	2:27:45
7	SPC Japheth Ng'ojoy	2:31:20
(8)	SPC Jose Campos	2:32:28
(11)	1LT Bryce Livingston	2:33:39

#### U.S. Navy – 2nd Place: 26 points

2	ENS Jordan Tropf	2:27:03
5	PO2 Justin Turner	2:29:27
9	LT William Christian	2:32:43
10	LT Rob Coslick	2:32:59
(13)	LTJG Patrick Hearn	2:34:57
(18)	LCDR Steve Slaby	2:46:14

#### U.S. Air Force – 3rd Place: 56 points

6	Capt Timothy Richard	2:30:52
12	MSgt Juanjose Moran	2:33:52
17	Lt Col Douglas Wickert	2:42:27
21	Capt Jason Brosseau	2:46:56
(22)	Lt Col Mark Cucuzzella	2:55:41
(23)	CMSgt Alex Escaroega	3:23:39

#### U.S. Marine Corps – 4th Place: 64 points

14	Sgt Richard Powell	2:35:28
15	Capt Pedro Rodriguez	2:37:22
16	Capt Luke Rodina	2:38:47
19	Maj Richard Jennings	2:46:29
(20)	Cpl Michael Siringer	2:46:31

## Army men win 5th Armed Forces Championship; Marines take first team women's gold

By Armed Forces Sports

Running in his first marathon, Army 2nd Lt. Trevor Lafontaine of West Point, N.Y. crossed the finish line with a time of 2:24:25 to win the Marine Corps Marathon Men's Division and take Armed Forces gold.

"I was asked by our coach Col. Liam Collins if I would consider running for the All-Army team", Lafontaine said. "I ran at West Point and wanted to continue running".

Navy's Ensign Jordan Trof of Bethesda, Md. sprinted the last 100 feet to win Armed Forces silver with a time of 2:27:03, edging out Army's 2nd Lt. Daniel Schlich of Fort Leonard Wood, Mo. with a time of 2:27:08.



This is the 2nd consecutive year and fourth time in five years that a soldier captured the top men's spot in the Marine Corps Marathon. In 2014, Army had both the top male and top female winners.

Army's dominance of the Armed Forces Championship continued this year as they won their fifth consecutive Men's Armed Forces Team gold medal with a total score of 15 points. Navy (26 points) took team silver with Air Force (56 points) and Marine Corps (64 points) placing third and fourth respectively.

Team scores are determined by the overall Armed Forces place, with the lowest scores determining the winner.

For the first time since 2004, the Marine Corps returned to top of the podium, with the Women capturing gold in the Armed Forces Championship.

Leading the Marines was Capt. Christine Taranto of Monterey, Calif. with a time of 2:53:30, placing 2nd overall in the Marine Corps Marathon Women's Division and 1st in the Armed Forces Championship.

Taranto became the first Marine female to reach the top-three since 2004.

"To come in the overall top three on the home course, it just feels good to represent the Marine Corps," said Taranto.

Rounding out the Armed Forces medalist was Air Force 1st Lt. Magin Day of Ramstein, Germany (2:56:28) and Army's 1st Lt. Chelsea Prahl of Joint Base Lewis-McChord, Wash. (2:56:49).

After competing at the 6th Conseil International du Sport Militaire (CISM) World Military World Games two weeks earlier, Air Force Lt. Col. Brenda Schrank of placed fifth overall in the Armed Forces Championship with a time of 2:52:32, giving Air Force the edge to take the Armed Forces team silver. Army placed third with 12 points followed by Navy taking fourth with 20 team points.

The Armed Forces Championship has been held in conjunction with the Marine Corps Marathon since 1998. Last year, the Armed Forces competitors took the top three men finishers and first and third female places in the overall marathon competition.

In 2006, the Armed Forces Championship separated the men and women competitions for the first time, where it had previously been a combined men and women team competition.

The 2015 Armed Forces championship comes just two weeks after the CISM Military World Games in Mungyeong, South Korea 2-10 October. The US Armed Forces Women took team bronze. Schrank along with the 2014 Marine Corps Marathon winner Army Capt. Meghan Curran and Air Force Staff Sgt. Emily Shertzer competed in a grueling race that featured numerous elevation changes throughout the course.

The 2016 CISM Marathon will be held in Turin, Italy. Selections for the U.S. Armed Forces team will be announced in the upcoming months.

## 2015 Armed Forces **Marathon** Championship



### 2015 ARMED FORCES MARATHON CHAMPIONSHIP TEAM ROSTER 22-26 October – Washington, D.C. In Conjunction with the 40th Marine Corps Marathon



#### U.S. ARMY

Rank	Last Name	First Name	(M/F)	Duty Station	Home Town
SPC	NG'Ojoy	Japheth	M	Fort Bliss, TX	Greeley, CO
CPT	Foster	Kenneth	M	Denver, CO	Brookville, PA
SPC	Campos	Jose	M	Fort Bliss, TX	Sierra Vista, AZ
1LT	Livingston	Bryce	M	Joint Base Langley Eustis, VA	Tucson, AZ
2LT	Lafontaine	Trevor	M	West Point, NY	Tolland, CT
2LT	Schlich	Daniel	M	Fort Leonard Wood, MO	Steubenville, OH
CPT	Solana	Nicole	F	Fort Rucker, AL	Tampa, FL
PFC	Tanui	Susan	F	Fort Riley, KS	Junction City, KS
1LT	Smith	Margaret	F	Fort Meade, MD	Hanover, NH
1LT	Prahl	Chelsea	F	Joint Base Lewis McChord, WA	Greenville, MI

Rank	Last Name	First Name	Title	Duty Station	Home Town
COL	Collins	Liam	Coach/OIC	West Point, NY	Appleton, WI
GS12	Higgins	Thomas	Service Rep.	Fort Sam Houston, TX	San Antonio, TX



### 2015 ARMED FORCES MARATHON CHAMPIONSHIP TEAM ROSTER 22-26 October – Washington, D.C. In Conjunction with the 40th Marine Corps Marathon



#### U.S. MARINE CORPS

Rank	Last Name	First Name	(M/F)	Duty Station	Home Town
Sgt	Powell	Richard	M	Austin, TX	San Marcos, TX
Maj	Jennings	Richard	M	MCB Quantico, VA	Pearisburg, VA
Capt	Rodriguez	Pedro	M	Albuquerque, NM	San Juan, Puerto Rico
Capt	Rodina	Luke	M	Ft Meade, MD	Kansas City, KS
Capt	Ramm	Calum	M	Ft Meade, MD	Ithaca, NY
Cpl	Siringer	Michael	M	MCB Lejeune, NC	Cleveland, OH
Capt	Taranto	Christine	F	NPS Monterey, CA	Surf City, NC
Capt	Pozun	Danielle	F	NAS Oceana Dam Neck, VA	Johnstown, PA
Capt	Valdez	Angelica	F	MCB Quantico, VA	Tucson, AZ
SSgt	Pacheco	Sara	F	MCB Butler, Japan	Ottawa, KS

Rank	Last Name	First Name	Title	Duty Station	Home Town
LtCol	Galvin	Joseph	Coach/OIC	MCB Lejeune, NC	Vienna, VA
Civ	Medley	Jim	Service Rep.	MCB Quantico, VA	Jacksonville, NC





**2015 ARMED FORCES MARATHON CHAMPIONSHIP TEAM ROSTER**  
**22-26 October – Washington, D.C.**  
**In Conjunction with the 40th Marine Corps Marathon**



**U.S. NAVY**

Rank	Last Name	First Name	(M/F)	Duty Station	Home Town
LCDR	Slaby	Steve	M	NOSC Kitsap, Bremerton, WA	Seabeck, WA
LT	Christian	Will	M	ACB-2 Virginia Beach, VA	Virginia Beach, VA
LT	Coslick	Robert	M	ASU, ROTC, Tempe, AZ	Baltimore, MD
LTJG	Hearn	Patrick	M	USS ABRAHAM LINCOLN CVN-72	Sykesville, MD
ENS	Tropf	Jordan	M	BUMED, Bethesda, MD	Mayfield Village, OH
GSM2	Turner	Justin	M	NOSC NASNI, San Diego, CA	Winston-Salem, NC
LT	Richardson	Susan	F	AIRTEVRON ONE, Patuxent, MD	Louisville, CO
LT	Moore	Jennifer	F	NAS Lemoore, CA	Chicago, IL
ENS	Connor	Meghan	F	TRAWING 5, Milton, FL	Alexandria, VA
ENS	Chimiak	Jacqueline	F	TRAWING 5, Milton, FL	Morganton, NC

Rank	Last Name	First Name	Title	Duty Station	Home Town
CIV	Felty	James	Coach/OIC	Silverdale, WA	Wala-Wala, WA
CIV	Senn	James	Service Rep.	CNIC HQ, Washington, DC	Glenwood, MD



**2015 ARMED FORCES MARATHON CHAMPIONSHIP TEAM ROSTER**  
**22-26 October – Washington, D.C.**  
**In Conjunction with the 40th Marine Corps Marathon**



**U.S. AIR FORCE**

Rank	Last Name	First Name	(M/F)	Duty Station	Home Town
Lt Col	Wickert	Doug	M	Ft McNair, Washington D.C.	Vienna, VA
Lt Col	Cuczella	Mark	M	JB Andrews, MD	Shepherdstown, WV
Capt	Richard	Timothy	M	Cannon AFB, NM	Clovis, NM
CMSgt	Escarcega	Alex	M	Schriever AFB, CO	Peyton, CO
MSgt	Moran	Juanjose	M	Cannon, AFB, NM	Clovis, NM
Lt Col	Schrank	Brenda	F	JB Andrews, MD	Winchester, VA
Capt	Natalini	Amy	F	Scott AFB, IL	Belleville, IL
Capt	Lamberson	Corrine	F	Scott AFB, IL	Belleville, IL
1 Lt	Auer	Sarah	F	Peterson AFB, CO	Colorado Springs, CO
1 Lt	Day	Magin	F	Ramstein AB, Germany	West Lafayette, IN

Rank	Last Name	First Name	Title	Duty Station	Home Town
Capt	Brosseau	Jason	Coach/OIC	Peterson AFB, CO	Colorado Springs, CO
Mr.	Brown	Steve	Service Rep.		



BRIEN



**14-16 AUGUST  
GLENDALE, CO**

# RUGBY

## 2015 Armed Forces Rugby Championship

---

Date	14-16 August 2015
Host Site	Glendale, CO
Project Officer	Mr. James Senn

### **ARMED FORCES REPRESENTATIVES IN ATTENDANCE**

Army	Mr. Anthony Poore
Marine Corps	Mr. Jim Medley
Navy	Mr. James Senn
Air Force	Lt Col Andy McQuade
Coast Guard	CW2 Patrick Butler
AFSCS	Mr. Kenneth Polk

### **FINAL OVERALL TEAM STANDINGS – MEN**

		Wins	Losses	Tied
1st Place	Army*	5	0	0
2nd Place	Air Force*	2	2	1
3rd Place	Navy	1	2	1
4th Place	Marine Corps**	1	3	0
5th Place	Coast Guard**	1	3	0

\* Army and Air Force Competed in Championship Match

\*\* Based on Head-to-Head Results

### **ARMED FORCES CHAMPIONSHIP MATCH RESULTS**

Army defeats Air Force 43-12 for Gold Medal

---

## ARMED FORCES CHAMPIONSHIP MATCH SUMMARY

15 August 2015

### Army def Air Force 43-12

#### SCORING SUMMARY

Try (2:05) USAF Eric Duechile (Conversion Wesley Meredith - Good) 7 -0 USAF  
Try (5:02) USA Stephen Johnson (Conversion Andrew Locke - Good) 7-7  
Try (8:08) USA William Holder (Conversion Holder - Good) 14-7 USA  
Try (8:48) USA Anthony Welmers (Conversion Holder -Good) 19-7 USA  
Try (10:11) USA Holder (Conversion Holder - Good) 26-7 USA  
Halftime USA 26 - USAF 7  
Try (12:12) USA Faleniko Spino (Conversion Holder - Good) 33-7 USA  
Try (15:24) USA Locke (Conversion Holder - Failed) 38-7 USA  
Try (16:45) USA Ben Leatigaga (Conversion Holder - Failed) 43-7 USA  
Try (Extra Time) USAF Duechile (Conversion Senteno - Failed) 43-13 USA

## ARMED FORCES POOL PLAY MATCH SUMMARY

15 August 2015

### Army def Air Force 22-12

#### SCORING SUMMARY

Try USAF Eric Duechele (Conversion Wesley Meredith -Good) 7-0 USAF  
Try USA Anthony Welmers (Conversion Andrew Locke - Failed) 7-5 USAF  
Try USA Welmers (Conversion Locke - Failed) 10-7 USA  
Halftime USA 10 - USAF 5  
Try USA Zach Forro (Conversion Locke - Failed) 15-7 USA  
Try USAF Joseph Senteno (Conversion Senteno - Failed) 15-12 USA  
Try USA Faleniko Spino (Conversion William Holder - Good) 22-12 USA

### Marine Corps def Coast Guard 21-17

#### SCORING SUMMARY

Try USCG Alex Vinkavich (Conversion Rick Mozolic - Good) 7-0 USCG  
Try USMC Fola Tupouata (Conversion Mila Setafene - Good) 7-7  
Try USMC Dakota Raymond (Conversion Setafene - Good) 14-7 USMC  
Halftime USMC 14 - USCG 7  
Try USMC Othello Dayse (Conversion Setafene - Good) 21-7 USMC  
Try USCG John Curtiss (Conversion Mozolic - Failed) 21-12 USMC  
Try USCG Eric Geckas (Conversion Mozolic -Failed) 21-17 USMC

**ARMED FORCES POOL PLAY MATCH SUMMARY**

**14 August 2015**

**Coast Guard def Navy 24-7**

SCORING SUMMARY

Try USCG Jethro Hauser (Conversion Rick Mozolic - Failed) 5-0 USCG

Try USCG John Curtis (Conversion Mozolic - Failed) 10-0 USCG

Halftime USCG 10 - USN 0

Try USCG Alex Vinkavich (Conversion Mozolic - Good) 17-0 USCG

Try USN Thomas Magnuson (Conversion Broaderic Neel-Feller - Good) 17-7 USCG

Try USCG Eric Geckas (Conversion Mozolic - Good) 24-7 USCG

**Navy def Marine Corps 15-12**

SCORING SUMMARY

Try USMC Jeremy Smith (Conversion Mila Satafene - Failed) 5-0 USMC

Try USMC Dakota Raymond (Conversion Satafene - Good) 12-0 USMC

Halftime USMC 12 - USN 0

Try USN Brandon Smith (Conversion Athansios Varvoutis Failed) 12-5 USMC

Try USN Dejon Dawsey (Conversion Varvoutis Failed) 12-10 USMC

Try USN Urban Iyo (Conversion Varvoutis Failed) 15-12 USN

**Army def Marine Corps 52-0**

SCORING SUMMARY

Try USA Ben Leatigaga (Conversion William Holder Good) 7-0 USA

Try USA Falleniko Spino (Conversion Holder - Good) 14-0 USA

Try USA Spino (Conversion Holder - Good) 21-0 USA

Try USA Mattie Tago (Conversion Holder - Good) 28-0 USA

Halftime USA 28 - USMC 0

Try USA Togo (Conversion Andrew Locke - Failed) 33-0 USA

Try USA Nate Conkey (Conversion Locke - Good) 40-0 USA

Try USA Zach Forro (Conversion Locke - Good) 47-0 USA

Try USA Michael Melendez-Rivera (Conversion Locke - Good) 52-0 USA

**Air Force def Coast Guard 24-14**

SCORING SUMMARY

Try USAF Eric Duechile (Conversion Wesley Meredith - Failed) 5-0 USAF

Try USAF Stewart Brandon (Conversion Meredith - Good) 12-0 USAF

Try USCG Keith Wilkins (Conversion Rick Mozolic - Good) 12-7 USAF

Try USAF Duechile (Conversion Meredith - Failed) 17-7 USAF

Halftime USAF 17 - USCG 7

Try USAF Brian Gilbreath (Conversion Meredith - Good) 24-7 USAF

Penalty Try USCG James Chandler (No Time Remaining) 24-14 USAF

---

## ARMED FORCES POOL PLAY MATCH SUMMARY

14 August 2015

### Army def Navy 19-12

#### SCORING SUMMARY

Try USN Brandon Smith (Conversion Broaderick Neel-Feller - Failed) 5-0 USN  
Try USN Dejon Dawsey (Conversion Neel-Feller - Good) 12-0 USN  
Try USA Ben Leatigaga (Conversion William Holder - Failed) 12 -5 USN  
Halftime USN 12 - USA 5  
Try USA William Holder (Conversion Holder - Good) 12-12  
Try USA Mattie Tago (Conversion Holder - Good) 19-12 USA

### Air Force def Marine Corps 26-12

#### SCORING SUMMARY

Try USAF Wesley Meredith (Conversion Meredith - Good) 7-0 USAF  
Try USAF Stewart Brandon (Conversion Meredith - No Good) 12-0 USAF  
Try USMC Mila Setafene (Conversion Setafene - Failed) 12-5 USAF  
Try USAF Meredith (Conversion Meredith - Good) 19-5 USAF  
Halftime USAF 19 - USMC 5  
Try USMC Fola Tupouata (Conversion Setafene - Good) 19-12 USAF  
Try USAF Eric Duechile (Conversion Meredith - Good) 26-12 USAF

### Army def Coast Guard 26-5

#### SCORING SUMMARY

Try USA Faleniko Spino (Conversion William Holder - Failed) 5-0 USA  
Try USA Holder (Conversion Holder - Good) 12-0 USA  
Halftime USA 12 - USCG 0  
Try USA Michael Melendez-Rivera (Conversion Andrew Locke - Good) 19-0 USA  
Try USCG Eric Geckas (Conversion Rick Mozolic - Failed) 19-5 USA  
Try USA Mattie Tago (Conversion Locke - Good) 26-5 USA

### Navy 19 - Air Force 19

#### SCORING SUMMARY

Try USN Thomas Magnuson (Conversion Broaderick Neel-Feller - Failed) 5-0 USN  
Try USAF Eric Duechile (Conversion Wesley Meredith - Good) 7-5 USAF  
Try USAF Austin Ollis (Conversion Meredith - Good) 14-5 USAF  
Try USAF Thomas Heath (Conversion Meredith - Failed) 19-5 USAF  
Halftime USAF 19 - USN 5

## POST POOL PLAY MATCH SUMMARY

16 August 2015

**Navy** def The Bahamas National Team, Nassau, Bahamas 21-0

USA Collegiate All Americans def **Marine Corps** 31-7

The Glendale Raptors, Glendale, CO def **Army** 29-7

Serevi Selects, Seattle, WA def **Air Force** 29-7

Mexico Serpiente, Mexico City, Mexico def **Marine Corps** 29-24

Atlantis Rugby, Pennsylvania-Deleware def **Navy** 27-12

Negro Azul, Austin, TX def **Army** 36-12

Northeast Academy, New York-Boston def **Air Force** 38-0

## 2015 ARMED FORCES 7'S ALL-TOURNAMENT TEAM

**SGT Mattie Tago (Army) Ft Carson, CO**

**MK2 Eric Geckas (Coast Guard) Station Tybee Island**

**1LT William Holder (Army) Ft Carson, CO**

**Cpl Fola Tupouata (Marine Corps) Camp Lejeune, CO**

**SPC Faleniko Spino (Army) JB Lewis-McChord, WA**

**Capt Eric Duechile (Air Force) JB San Antonio, TX**

**AE2 Brandon Smith (Navy) Virginia Beach, VA**

\*The following service members along with those listed above will make up the 2015 Armed Forces 7's Team:

Sgt Mila Satafene (Marine Corps) Camp Pendleton, CA

SSgt Joseph Seteno (Air Force) Nellis AFB, NV

1LT Ben Leatigaga (Army) Ft Carson, CO

A1C Benjamin Haapapuro (Air Force) Buckley AFB, CO

SPC Zach Forro (Army) Utah National Guard

HEAD COACH: COL Mark Drown (Army) Utah National Guard





**2015 ARMED FORCES RUGBY CHAMPIONSHIP TEAM ROSTER**  
**9-17 August – Glendale, CO**



**U.S. ARMY**

Rank	Last Name	First Name	CIPP#	Jersey #	Duty Station	Home Town
MAJ	Conkey	Nate		2	Joint Base Lewis-McChord, WA	Falls Church, VA
SPC	Forro	Zach		12	Ohio National Guard	Eastlake, OH
SPC	Johnson	Stephen		8	Ft. Bragg, NC	Phoenix, AZ
1LT	Leatigaga	Ben		9	Ft. Carson, CO	Newport News, VA
CPT	Locke	Andrew		10	Ft. Carson, CO	Houston, TX
SGT	Punimata	Nuuese		1	Ft. Carson, CO	Ta'u, Manua, American Samoa
SGT	Tago	Mattie		4	Ft. Carson, CO	Pago Pago, American Samoa
1LT	Holder	William		7	Ft. Carson, CO	Palo Alto, CA
SPC	Spino	Faleniko		6	Joint Base Lewis-McChord, WA	Fair Oaks, CA
SGT	Welmers	Anthony		11	Michigan National Guard	Grandville, MI
PFC	Kepa	Salomone		5	Joint Base Langley-Eustis, VA	Edmonds, WA
SPC	Melendez-Rivera	Michael		3	Ft. Bragg, NC	Anchorage, AK

Rank	Last Name	First Name	Title	Duty Station	Home Town
COL	Drown	Mark	Coach	Utah National Guard	Draper, UT
			Asst. Coach		
MAJ	Miller	Joe	Athletic Trainer	Ft. Bragg, NC	Framingham, MA
CIV	Punimata	Nick	OIC	Joint Base Lewis-McChord, WA	Ta'u, Manua, American Samoa
CIV	Poore	Anthony	Service Rep.	Joint Base San Antonio, TX	San Antonio, TX



**2015 ARMED FORCES RUGBY CHAMPIONSHIP TEAM ROSTER**  
**9-17 August – Glendale, CO**



**U.S. MARINE CORPS**

Rank	Last Name	First Name	CIPP#	Jersey #	Duty Station	Home Town
Sgt	Church	Aeryk		8	MARFORCOM, VA	Birdsnest, VA
SSgt	Dayse	Othello		10	NAS Fort Worth, TX	Charleston, SC
Sgt	Flynn	Brian		13	I & I New Jersey	Chicago, IL
Sgt	Kawa	Timoci		9	MCB Hawaii	Suva, Fiji
1stLt	Greenlee	Daniel		7	MCB Okinawa	Cary, NC
Cpl	Smith	Jeremy		4	MCB Okinawa	Cincinnati, OH
Cpl	Tupouata	Fola		1	MCB Camp Lejeune	Oakland, CA
Cpl	Mulcahy	Jon		5	MCB Camp Pendleton, CA	South Elgin, IL
2nd Lt	Raymond	Dakota		12	US Naval Academy, MD	Winston Salem, NC
2nd Lt	Schroeder	David		2	US Naval Academy, MD	Louisville, KY
Sgt	Setafene	Mila		19	MCB Camp Pendleton, CA	American Samoa
Sgt	Short	Josh		3	MCB Hawaii	St. Louis, MO

Rank	Last Name	First Name	Title	Duty Station	Home Town
Maj	Strange	Russell	Coach	NAS Pax River	Lilly, PA
Maj	McCarthy	Jeff	Asst. Coach	Ft. Belvoir	Annapolis, MD
CIV	Bachert	Aaron	Athletic Trainer	MCB, Camp Lejeune	Hubert, NC
SSgt	Land	Mario	OIC	MCB Hawaii	NC, USA
CIV	Medley	Jim	Service Rep.	MCB Quantico, VA	Stafford, VA

## 2015 Armed Forces Rugby Championship



### 2015 ARMED FORCES RUGBY CHAMPIONSHIP TEAM ROSTER 9-17 August – Glendale, CO



#### U.S. NAVY

Rank	Last Name	First Name	CIPP#	Jersey #	Duty Station	Home Town
PO3	Blakeney	Darius		12	USS Eisenhower	Buffalo, NY
SN	Iyo	Urban		11	USS Constitution	Hilo, HI
SN	Dawsey	Dejon		9	Sigonella, Italy	Memphis, TN
PO2	Smith	Brandon		5	Virginia Beach, VA	Covinton, TN
LT	Magnuson	Thomas		1	Washington, DC	Worcester, MA
LT	Magnuson	Athansios		2		Pasadena, TX
SN	Bukadrokadroka	Paulo		10	Sigonella, Italy	Seattle, WA
LT	Burge	Chase		3	USS BOXER LHD-4	Rushville, OH
PO2	Flynn	Nicholas		6		Chicago, IL
ENS	Lamascus	Justin		9		Rancho C1,1camonga, CA
ENS	Neel-Feller	Broaderick		4		Hanahan, SC
PO2	Fletcher	Michael		8		Wilmington DE

Rank	Last Name	First Name	Title	Duty Station	Home Town
CIV	Lynch	Steve	Coach		Aurora, CO
			Asst. Coach		
			Athletic Trainer		
CDR	Jones	Thomas	OIC		Baltimore, MD,
CIV	Senn	James	Service Rep.	CNCI HQ, Washington, DC	Glenwood, MD



### 2015 ARMED FORCES RUGBY CHAMPIONSHIP TEAM ROSTER 9-17 August – Glendale, CO



#### U.S. AIR FORCE

Rank	Last Name	First Name	CIPP#	Jersey #	Duty Station	Home Town
SSgt	McDonough	Conner		1	Whiteman AFB, MO	Kansas City, MO
SSgt	George	Anthony		2	McConnell AFB, KS	Rose Hill, KS
SSgt	Heath	Thomas		3	JBLM, WA	Straford, CT
A1C	Haapapuro	Benjamin		4	Buckley AFB, CO	Appleton, WI
1st Lt	Gilbreath	Bryan		5	Shaw AFB, SC	Bainbridge Island, WA
1st Lt	Ollis	Austin		6	Los Angeles AFB, CA	Columbus, NC
SrA	Binegar	Andrew		7	Pittsburgh AGB, PA	Dayton, OH
Capt	Duechle	Eric		8	JBSA, TX	Erlanger, KY
1st Lt	Brandon	Stewart		9	Tinker AFB, OK	Madison, AL
Capt	Meredith	Wesley		10	Maxwell AFB, AL	Nairobi, Kenya
Capt	Lockard	John		11	RAF Mildenhall, UK	Phoenix, AZ
SSgt	Senteno	Joseph		12	Nellis AFB, NV	Carlsbad, CA

Rank	Last Name	First Name	Title	Duty Station	Home Town
Lt Col	McQuade	Andy	Coach	JBLM, WA	
Civ	Arbizu	Jacob	Asst. Coach		San Antonio, TX
Lt Col	Gleason	Paul	Athletic Trainer	Wright-Patterson AFB, OH	Dayton, OH
			OIC		
Civ	Brown	Steve	Service Rep.	JBSA, TX	



**2015 ARMED FORCES RUGBY CHAMPIONSHIP TEAM ROSTER**  
**9-17 August – Glendale, CO**



**U.S. COAST GUARD**

Rank	Last Name	First Name	CIPP#	Jersey #	Duty Station	Home Town
PO3	Chandler	James		2	Air Station Clearwater, FL	Epping, England
PO2	Curtiss	John		10	San Diego, CA	Simms, MT
PO2	Garren	Scott		3	AS New Orleans	Paulsboro, NJ
PO2	Geckas	Eric		6	Station Tybee Island	Springhill, FL
PO3	Hauser	Jethro		4	Air Station Clearwater, FL	Durban, South Africa
PO3	Miller	Robert		12	Huntington	Davie, FL
LT	Mozolic	Rick		5	CG Pacific	Woodbridge, NJ
PO2	Nitopi	Vincent		8		Las Vegas, NV
PO3	Pagel	Todd		7	Station Sandy Hook	Metuchen, NJ
LT	Somplasky	Drew		1	CG Atlanta	Collegeville, PA
PO2	Vinkavich	Alex		11	Air Station Miami	Portsmouth, RI
LCDR	Wilkins	Keith		9		Jericho, NY

Rank	Last Name	First Name	Title	Duty Station	Home Town
CIV	Lindersmith	Sean	Coach		Fontana, CA
LCDR	McManus	James	Asst. Coach	HQCG	Mobile, AL
			Athletic Trainer		
			OIC		
CWO2	Butler	Patrick	Service Rep.	Community Services Command	

### **Soldiers win third consecutive Armed Forces Rugby Sevens crown**

GLENDALE, Colo. (Aug. 17, 2015) by Tim Hipps, IMCOM Public Affairs -- The All-Army team won its third consecutive crown at the 2015 Armed Forces Rugby Sevens Championship Tournament at Infinity Park, home of the Glendale Raptors, one of the nation's premier rugby clubs, Aug. 14-15.

The Soldiers went 5-0 against teams from the Air Force, Navy, Marine Corps and Coast Guard in the Armed Forces division of the world-class Serevi RugbyTown Sevens Tournament, which also drew teams from across the United States, Canada, Mexico, Bermuda and the Bahamas.

Five All-Army players and their coach were named to the All-Armed Forces Team. U.S. Army World Class Athlete Program, or WCAP, ruggers Sgt. Mattie Tago, 1st Lt. William Holder and 1st Lt. Ben Leatigaga of Fort Carson, Colorado, were joined by Spc. Faleniko Spino of Joint Base Lewis-McChord, Washington, and Ohio Army National Guard Spc. Zach Forro, along with head coach Col. Mark Drown of the Utah Army National Guard.

"That's the byproduct of a good group of guys," said Drown, who tentatively plans to take the All-Armed Forces Team to a tournament in Victoria, Canada, next spring. "I feel like the caboose because the train definitely is the players, and when they do well, I get to ride along."

Holder scored two tries to lead All-Army to a 43-12 victory over All-Air Force in the gold-medal game. All-Army got one try apiece from WCAP Capt. Andrew Locke, Leatigaga, Spino and Sgt. Anthony Welmers of the Michigan Army National Guard during the Soldiers' rout of the Airmen, who got two tries from Capt. Eric Duechle of Joint Base San Antonio, Texas.

"We knew Air Force was suffering from some injuries," Drown said. "We were fully healthy with a deep bench. Playing a full 10-minute half [for the championship, as opposed to 7-minute halves in pool play] was definitely to Army's advantage, and we did the rotation to take advantage of it. We were able to run Air Force out of their rotation, their pattern and their depth. That's what really broke Air Force's back."

Led by the two-try performance of Tago, the Soldiers opened at noon Friday with a 52-0 shutout of the Marines. Leatigaga, Spino, Forro, Maj. Nate Conkey of Joint Base Lewis-McChord, and Spc. Melendez-Rivera of Fort Bragg, North Carolina, each added a try. Holder and Locke also booted three conversions apiece.

In rugby sevens play, the goal is to score as many points as possible. The game is quick and dynamic, played over two seven-minute halves.

Teams of seven players each advance the ball down the field by passing, running, and kicking the ball to score a try, similar to a touchdown in American football. A try is scored by touching the ball to the ground in the opponent's try zone and is worth five points. After a try, a team has the right to score two points by placekicking the ball through the goalposts.

"The Marines got off to a back foot and we were able to get a good score line on them," said Drown, who thought the 52-point margin of victory was a record for All-Army in rugby sevens competition. "When Ben is moving the ball around and spreading it, and all of a sudden he keeps it, it's pretty much guaranteed he's going to break that line. And Mattie Tago, if you give him any room, he's going to really cause problems. A powerful runner, he is still learning. He's been in the World Class Athlete Program for about 90 days now, and I know he's learned a lot. He's going to do nothing but grow and mature. I think he's going to be a phenomenal asset [for the U.S. national team.]"

Spino switched from football to rugby at Del Campo High School in Fair Oaks, California, because of "the brotherhood." He since has won two Armed Forces gold medals.

"This is the best team I've ever been a part of," said Spino, 21. "I had never been a champion in any sport until I was with the All-Army Team. I would love to be selected for WCAP. I don't know if I'm ready quite yet, but I'm definitely working my game to get there."

Later Friday All-Army rallied from a 12-0 deficit for a 19-12 victory over All-Navy. Leatigaga, Holder and Tago scored the tries, and Holder was good on two of three conversion attempts to keep the Soldiers unbeaten. Petty Officer 2nd Class Brandon Smith of Virginia Beach, Virginia, and CECN Dejon Dawsey of PWD Sigonella in Sicily, Italy, tallied tries for the Navy.

In the Friday nightcap, Holder, Faleniko, Melendez-Rivera and Tago scored tries in All-Army's 26-5 victory over All-Coast Guard. Holder and Locke added two conversions each. Machinery Technician 2nd Class Eric Geckas of Coast Guard Station Tybee Island, Georgia, scored for Coast Guard.

---

"The Navy and Coast Guard came out and gave us really great games," Drown said. "We just saw their athleticism, and they've got good coaches. Those tight games were just an indicator of where our Armed Forces program overall is going."

On Saturday, Welmers scored two tries and Forro added one to lead All-Army to a 22-12 victory over All-Air Force in the teams' final game of pool play. Duechle and Staff Sgt. Joseph Sentino of Nellis Air Force Base, Nevada, scored tries for the airmen.

Forro switched from high school football and wrestling to rugby and began playing with the Cleveland Crusaders, who play throughout the Midwest, before joining the Army. He said the Armed Forces tournament was the highest level at which he has competed.

"Getting that gold medal around your neck is the best feeling in the world," said Forro, 22, of Mentor, Ohio. "For some of these guys, this is their third time, but for me, it's the first time. This is the most beautiful place I've ever played. The whole experience has just been awesome.

"This is the first time I've played in a tournament like this, and hopefully not the last," Forro said. "It was a huge learning experience, listening to some the veterans on my team. I was very happy to get the playing time that I did, and when I did, I tried to come in and make an impact. I used my fitness and little bit of knowledge to do what I could."

Drown said that was the beauty of this All-Army squad.

"Every different player on the Army team stepped up at a different time," Drown said. "They were really good about the changes in the lineup because I was throwing a lot of different combinations in there. Players like to get used to players, but if everybody's playing our system, it shouldn't matter who's playing right and left. We were firing on all cylinders."

Drown also saluted the support his team received from WCAP and the Army National Guard.

"The Army WCAP program has been the catalyst for us being successful," he said. "I don't think we would be here winning three in a row without the World Class Athlete Program because these players are playing under the WCAP and they graciously release them to play and train with us when they are not committed to the national program. I have to give them total kudos - it's been a force multiplier for us. I don't think we'd be holding medals without the WCAP support.

"Another thing that's been a key component is the National Guard's support through each state of having their Soldier-rugby players available to play. This year we had four Guardsmen on the team, two who actually suited up and two who were in the pool [of players] we had here. Not having the National Guard would have made it very hard for us to achieve the gold medal."

The WCAP is a group of Soldiers, who are nationally and world-ranked in their respective Olympic sports. They train full-time and compete on the national and international levels with a goal of making Olympic, Pan American Games and U.S. World Championship teams. All-Army Sports provide Soldiers an opportunity to attend a training camp and compete against teams from other branches of the U.S. military at Armed Forces Championships for several sports. The All-Armed Forces Teams selected at those tournaments advance to additional national or international competitions.

Drown said Air Force officials have asked him how he managed to tap into the National Guard's pool of players.

"It's really just word of mouth and state support from the different commands, and it's been unbelievably successful," Drown said. "They can go onto Army Sevens on Facebook and hit us there, and we'll let them know where we're going to be so we can go see them play."

All-Army has won three consecutive Armed Forces rugby sevens championships since losing the inaugural sevens tournament to the Marines when Armed Forces switched from the 15-man format.

"It validates what these players have done over three years," Drown said. "It validates our whole concept of the total rugby year-round, as much as possible. It validates the commands letting these guys get away to represent the U.S. Army, so hat's off to the different commands. I know it's a burden to lose a Soldier, but what they're doing is really great for Army morale and sports, in general, for the Armed Forces."





**12-21 MAY**  
**MCAS MIRAMAR, CA**

# SOCCKER

## 2015 Armed Forces Men's Soccer Championship

Date	12-21 May 2016
Host Site	MCAS Miramar, CA
Installation Commander	Col John Farnam
Project Officer	Mr. Bob Stopp
Tournament Director	Mr. Todd Howard

### ARMED FORCES REPRESENTATIVES IN ATTENDANCE

Army	Mr. Anthony Poore
Marine Corps	Capt Nicholas Graham
Navy	Mr. James Senn
Air Force	Mr. Steve Brown
AFSCS	Mr. Kenneth Polk

### CHAMPIONSHIP REFEREES

Craig Lowry (Head Referee)  
 Cornelius Barbulescu  
 Kyle Burkhardt  
 Charles Carson  
 Timothy Cook  
 Victor Rivas  
 Jose Da Silva Blanco  
 Luis Uranga  
 Rublel Vazquez  
 Richard Eddy

### FINAL OVERALL TEAM STANDINGS

		Wins	Losses	Tied
1st Place	Army	3	1	0
2nd Place	Air Force*	2	2	0
3rd Place	Navy	2	2	0
4th Place	Marine Corps	1	3	0

\* Army defeats Air Force in Championship match; Navy defeats USMC in Consolation Match





---

## ARMED FORCES CHAMPIONSHIP SCORING LEADERS

Ensign Alex Wilson (Navy) – 6 goals  
Lance Cpl. Adrian Brown (USMC) – 5 goals  
Sgt. Christopher Krueger (Army) – 3 goals  
Ensign Martin Sanchez (Navy) – 3 goals

Eight players with 1 goal each

## ARMED FORCES CHAMPIONSHIP MATCH SUMMARY

14 May 2015

### AIR FORCE DEF NAVY 3—2

#### AIR FORCE SCORING SUMMARY

#3 2d Lt Zane Dydasco  
#20 2d Lt. Caleb Downey  
#10 2d Lt. John Melcher

#### NAVY SCORING SUMMARY

#13 Ensign Alex Wilson  
#21 Ensign Martin Sanchez

#### YELLOW CARDS:

Navy - #11 Petty Officer 2nd Class Gabriel Merla; #5 Petty Officer 1st Class Ernest Baah  
Air Force - None

### MARINE CORPS DEF ARMY 9—5

#### MARINE CORPS SCORING SUMMARY

#10 Lance Cpl. Adrian Brown (5)  
#6 Cpl. Jean Saint Germain  
#19 Sgt. Cvetomir Cvetkov  
#11 Lance Cpl. Celvor Narian  
#4 Sgt. Freddy Castaneyra

#### ARMY SCORING SUMMARY

#8 Sgt. Christopher Kreuger (3)  
#9 Sgt Arnell  
5th goal was a defensive deflection (unknown last Army touch)

#### YELLOW CARDS:

Army - #13 1st Lt. Brendan McKeague; #1 Pfc. Jacob Olmstead  
Marine Corps - #5 Cpl. Nixon Keago; #20 Sgt. Diego Solarte

#### RED CARDS:

Marine Corps- #15 Sgt. Glenn Duffy

**ARMED FORCES CHAMPIONSHIP MATCH SUMMARY**

**16 May 2015**

**ARMY DEFEATS AIR FORCE 1 – 0**

ARMY SCORING SUMMARY:

#10 Capt. Andrew Hyres

YELLOW/RED CARDS: NONE

**NAVY DEFEATS MARINE CORPS 5 – 0**

NAVY SCORING SUMMARY:

#13 Ensign Alex Wilson (3)

#21 Ensign Martin Sanchez (2)

YELLOW CARDS:

Navy – #20 Seaman Craig Smith

Marine Corps - #11 Lance Cpl. Celvor Narain; #10 Lance Cpl. Adrian Brown

**ARMED FORCES CHAMPIONSHIP MATCH SUMMARY**

**18 May 2015**

**AIR FORCE DEFEATS MARINE CORPS 1 – 0**

AIR FORCE SCORING SUMMARY:

#11 2nd Lt. Taylor Moore

YELLOW CARDS:

Marine Corps – #19 Sgt. Cvetomir Cvetkov; #9 Staff Sgt. Juan Anzures

Air Force – None

**ARMY DEFEATS NAVY 1 – 0**

ARMY SCORING SUMMARY: NOT REPORTED

YELLOW/RED CARDS: NONE

**ARMED FORCES CHAMPIONSHIP MATCH SUMMARY**

**20 May 2015**

**CHAMPIONSHIP MATCH**

**ARMY DEFEATS AIR FORCE 1 – 0**

ARMY SCORING SUMMARY:

#11 Pvt. Alan Ibarra

**CONSOLATION MATCH**

**NAVY DEFEATS MARINE CORPS 2 – 1**

NAVY SCORING SUMMARY:

#13 Alex Wilson (2)

MARINE CORPS SCORING SUMMARY:

From Navy's #21 Martin Sanchez (own goal)

---

## ARMED FORCES SOCCER ALL-TOURNAMENT TEAM

#2 Capt. Edward Pinnell (USMC, MCAS Miramar, Calif.) – Goal Keeper  
#5 1st Lt. Stephen Pickett (Army, Fort Carson, Colo.) - Defender  
#10 Petty Officer 2nd Class Christopher Afaisen (Navy, Reserve Com.) – Defender  
#4 2d Lt. Eric Wilson (USAF, FE Warren AFB, Wyo.) – Defender  
#20 2d Lt. Caleb Downey (USAF, Peterson AFB, Colo.) – Defender  
#21 Ensign Martin Sanchez (Navy, Navy Supply Corps School) - Mid-Fielder  
#10 2d Lt. John Melcher (USAF, Fort Meade, Md.) – Mid-Fielder  
#10 Capt. Andrew Hyres (Army, Joint Base Lewis-McChord, Wash.) - Mid-Fielder  
#8 Petty Officer 3rd Class Michael Handlin (Navy, Norfolk, Va.) - Mid-Fielder  
#13 Ensign Alex Wilson (Navy, NAS Pensacola, Fla.) – Forward  
#10 Lance Cpl. Adrian Brown (USMC, MCB Camp Butler, Japan) – Forward

### 2015 U.S. ARMED FORCES SOCCER TEAM (COMPETING AT THE MILITARY WORLD GAMES)

#### Goal Keepers:

Capt. Edward Pinnell (USMC, MCAS Miramar, Calif.)  
Sgt. Hector Zapata (Army, Fort Carson, Colo.)

#### Defenders:

Petty Officer 2nd Class Christopher Afaisen (Navy, Reserve Forces Command)  
2d Lt. Eric Wilson (USAF, FE Warren AFB, Wyo.)  
2d Lt. Caleb Downey (USAF, Peterson AFB, Colo.)  
Spec. Raul Quinones (Army, San Antonio, Texas)

#### Mid-Fielders:

Ensign Martin Sanchez (Navy, Navy Supply Corps School)  
2d Lt. John Melcher (USAF, Fort Meade, Md.) – Mid-Fielder  
Capt. Andrew Hyres (Army, Joint Base Lewis-McChord, Wash.)  
Petty Officer 3rd Class Michael Handlin (Navy, Norfolk, Va.)  
Sgt. Christopher Krueger (Army, SHAPE, Belgium)  
1st Sgt. Gabriel Jaramillo (USMC, MCB Pendleton, Calif.)  
Petty Officer 1st Class Ian Schinelli (Navy, San Diego, Calif.)  
Capt. Kevin Rosser (USAF, Los Angeles AFB, Calif.)  
Pvt. Alan Ibarra (Army, Fort Irwin, Calif.)

#### Forwards:

Ensign Alex Wilson (Navy, NAS Pensacola, Fla.)  
Lance Cpl. Adrian Brown (USMC, MCB Camp Butler, Japan)  
2d Lt. Zane Dydasco (USAF, Keesler AFB, Miss.)

Head Coach – Capt. Roye Locklear (Army, St. Augustine, Fla.)  
Asst. Coach – Lt Col. Derrick Weyand (USAF, RAF Lakenheath, UK)  
Match Delegate – Chief Petty Officer Gavin Nathan (Washington, D.C.)  
Team Captain – Master Sgt. Mario Morales (MCB Hawaii, Hawai'i)

## 2015 Armed Forces Men's Soccer Championship



### 2015 ARMED FORCES MEN'S SOCCER CHAMPIONSHIP TEAM ROSTER 12-21 May – MCAS Miramar, CA



#### U.S. ARMY

Rank	Last Name	First Name	Position	Number	Duty Station	Home Town
SGT	DUTTON	JOHN	D	2	Ft. Hood, TX	Bakersfield, CA
SGT	ARNELL	WILLIAM	F	9	Ft. Campbell, KY	Cane Ridge, TN
CW2	ARTIS	MICHAEL	D	4	Torii Station, Japan	Dayton, OH
SFC	AYALA	OSCAR	D	15	Ft. Irwin, CA	Kearny, NJ
1LT	BROWN	TRENT	F	17	Ft. Bragg, NC	La Crosse, WI
SPC	CASPER	AARON	M	12	Joint Base Lewis-McChord, WA	Washington, DC
SGT	DORNBUSCH	JEREMY	M	3	Army Reserve	Titusville, FL
SGT	FERRARIS	PATRICK	D	16	Ft. Bliss, TX	Springfield, VA
CPT	HYRES	ANDREW	M	10	Joint Base Lewis-McChord, WA	Wilkeson, WA
PVT	IBARRA LEPE	ALAN	M	11	Ft. Irwin, CA	Prescott Valley, AZ
PFC	JIMENEZ	ANTHONY	M	19	Ft. Irwin, CA	Long Beach, CA
SGT	KRUEGER	CHRISTOPHER	M	8	SHAPE, Belgium	Omaha, NE
1LT	MCKEAGUE	BRENDAN	D	13	Ft. Benning, GA	Alexandria, VA
PFC	OLMSTEAD	JACOB	K	1	Ft. Irwin, CA	Ft. Myers, FL
1LT	PICKETT	STEPHEN	D	5	Ft. Carson, CO	Temple, TX
SPC	QUINONES	RAUL	D	6	Army Reserve	San Antonio, TX
SSG	YEPES	OSCAR	M	7	Ft. Bliss, TX	Brooklyn, NY
SGT	ZAPATA	HECTOR	K	25	Ft. Carson, CO	Arlington, TX

Rank	Last Name	First Name	Title	Duty Station	Home Town
CPT	LOCKLEAR	ROYE	Coach	Army National Guard	St. Augustine, FL
SSG	BLODGETT	JOSHUA	Asst. Coach	Ft. Irwin, CA	Clinton, OK
COL	HOMMER	DEAN	Athletic Trainer	JBSA Fort Sam Houston, TX	Seattle, WA
CIV	FOLDS	SPENCER	OIC	Ft. Benning, GA	Columbus, GA
CIV	POORE	ANTHONY	Service Rep.	JBSA Fort Sam Houston, TX	San Antonio, TX



**2015 ARMED FORCES MEN'S SOCCER CHAMPIONSHIP TEAM ROSTER**  
**12-21 May – MCAS Miramar, CA**



**U.S. MARINE CORPS**

Rank	Last Name	First Name	Position	Number	Duty Station	Home Town
Capt	Pinnell	Edward	GK	2	MCAS Miramar, CA	Edwardsville, IL
Sgt	Cabrero	Miguel	GK	1	MCB Pendleton, CA	Fort Meade, FL
SSgt	Anzures	Juan	DEF	9	MCB Pendleton, CA	Detroit, MI
Sgt	Solarte	Diego	DEF	20	MCB Butler, Okinawa	Elizabeth, NJ
Cpl	Keago	Nixon	DEF	5	MCB Hawaii, HI	Houston, TX
SSgt	Laurin	Jeshua	DEF	8	MCB Butler, Okinawa	Xenia, OH
1stSgt	Jaramillo	Gabriel	MID	7	MCB Pendleton, CA	Los Angeles, CA
Sgt	Duffy	Glenn	MID	15	MCB Quantico, VA	Tampa, FL
1stLt	Tyler	Sean	MID	12	MCAS Miramar, CA	San Diego, CA
LCpl	Brown	Adrian	MID	10	MCB Butler, Okinawa	Copaigue, NY
Sgt	Castaneyra	Freddy	MID	4	MCB Quantico, VA	Santa Maria, CA
LCpl	Figueroa-Rincon	Alexander	MID	14	MCAS Yuma, AZ	Dixon, CA
LCpl	Narain	Celvor	MID	11	MCAS Miramar, CA	Brooklyn, NY
Cpl	Chavez	Alvaro	MID	16	MCAS Miramar, CA	Los Angeles, CA
LCpl	Mercurius	Franken	MID	17	MCAS Cherry Point, CA	Brooklyn, NY
Sgt	Rivera	Adam	FWD	22	RS Milwaukee, WI	Gering, NE
Sgt	Cvetkov	Cvetomir	FWD	19	MCB Pendleton, CA	Chicago, IL
Cpl	Saint Germain	Jean	FWD	6	MCB Lejeune, NC	West Palm Beach, FL

Rank	Last Name	First Name	Title	Duty Station	Home Town
MSgt	Morales	Mario	Coach	MCB Hawaii, HI	West New York, NJ
			Asst. Coach		
			Athletic Trainer		
			OIC		
Capt	Graham	Nicholas	Service Rep.	MCB Quantico, VA	Ossining, NY

## 2015 Armed Forces Men's Soccer Championship



### 2015 ARMED FORCES MEN'S SOCCER CHAMPIONSHIP TEAM ROSTER 12-21 May – MCAS Miramar, CA



#### U.S. NAVY

Rank	Last Name	First Name	Position	Number	Duty Station	Home Town
PO2	Baker	Kyle	F	7	SSFA Chantilly, VA	Bowie, MD
LT	Cook	Scott	D	16	Norfolk, VA	San Diego, CA
PO3	Dewberry	Darreon	D	12	USS Antonio	Fayetteville, NC
PO2	Afaisen	Christopher	D	10	Reserve Forces Command	Bellevue, NE
PO1	Baah	Ernest	F	5	CNE-CNA-CGF	Worchester, MD
LT	Tuddenham	Michael	D	17	Logistic & Support Unit 2	Cincinnati, OK
ENS	Sanchez	Martin	MF	21	Navy Supply Corps School	Sailsbury, MD
PO2	Merla	Gabriel	MF	11	USS Truman	Ridgefield, NJ
LT	Tarbell	Christopher	GK	25	USCG National Comcenter	Haddonfield, NJ
PO1	Schinelli	Ian	MF	24	San Diego, CA	San Diego, CA
SN	Smith	Craig	D	20	STA Sturgeon Bay, WI	St. Louis, MO
FN	Scamperle	Steven	D	9	Little Creek, VA	Dallas, TX
PO2	Catano	Jason	MF	6	Naples, Italy	Boynton Beach, FL
PO3	Morabarajas	Juan	D	18	HSC-15	Richmond, CA
ENS	Wilson	Alex	F	13	NAS Pensacola, FL	Phoenix, AZ
LT	Hinkley	Dan	MF		DLA Land & Maritime	Oak Harbor, WA
PO3	Handlin	Michael	MF	8	NAVSTA Norfolk, VA	Opal, VA
PO3	Martin	Jonhathan	GK	1	USCG Philadelphia	Lancaster, PA

Rank	Last Name	First Name	Title	Duty Station	Home Town
CPO	Gavin	Nathan	Coach	Washington, DC	Dallas, TX
CDR	Hale	Darren	Asst. Coach	Naples, Italy	Lenexa, KS
			Athletic Trainer		
			OIC		
Mr.	Senn	James	Service Rep.	Washington Navy Yard	Glenwood, MD



**2015 ARMED FORCES MEN'S SOCCER CHAMPIONSHIP TEAM ROSTER**  
 12-21 May – MCAS Miramar, CA



**U.S. AIR FORCE**

Rank	Last Name	First Name	Position	Number	Duty Station	Home Town
Capt	Bingaman	Kirk	D	7	Little Rock AFB, AR	Austin, TX
2d Lt	Downey	Caleb	D	20	Peterson AFB, CO	Denver, CO
2d Lt	Wilson	Eric	D	4	FE Warren AFB, WY	Monument, CO
SrA	Skelton	Todd	D	5	Patrick AFB, FL	Arlington, VA
2d Lt	Nottingham	DJ	D	15	Hill AFB, UT	Dallas, TX
SSgt	Gravage	Miles	D	2	RAF Lakenheath, UK	Livingston, MT
2d Lt	Moore	Taylor	F	11	NAS Pensacola, FL	Pensacola, FL
2d Lt	Dydasco	Zane	F	3	Keesler AFB, MS	Honolulu, HI
SrA	Praleikas	Ryan	GK	1	Minot AFB, ND	Naugatuck, CT
SrA	Miller	Ricky	GK	18	Eglin AFB, FL	Wichita, KS
SrA	Kuse	Jurgen	M	17	Offutt AFB, NE	Tegucigalpa, Honduras
2d Lt	O'Connor	TJ	M	13	Fort Meade, MD	Houston, TX
Capt	Rosser	Kevin	M	8	Los Angeles AFB, CA	San Jose, CA
A1C	Latimer	Ben	M	16	Pope AAF, NC	Columbus, OH
SrA	Sullivan	Cody	M	12	Tyndall AFB, FL	Mililani, HI
2d Lt	Melcher	John	M	10	Fort Meade, MD	St. Simons Island, GA
2d Lt	Zendejas	Aaron	M	9	Kadena AB, Japan	Brentwood, TN
SSgt	Inman	Alex	M	6	JB San Antonio, TX	Philadelphia, PA

Rank	Last Name	First Name	Title	Duty Station	Home Town
Lt Col	Weyand	Derrick	Coach	RAF Lakenheath, UK	Bronx, NY
Maj	Kirschman	Jeremiah	Asst. Coach	Kirkland AFB, NM	Albuquerque, NM
TSgt	Gutierrez	Gilbert	Athletic Trainer	Goodfellow AFB, TX	Compton, CA
Mr	Ayon	Dan	OIC	JB San Antonio, TX	San Antonio, TX
Mr	Brown	Stephen	Service Rep.	JB San Antonio, TX	Caribou, ME







**20-25 SEPTEMBER  
MCB CAMP LEJEUNE, NC**

# SOFTBALL

## 2015 Armed Forces Softball Championship

---

Date	20-25 September 2015
Host Site	MCB Camp Lejeune, NC
Installation Commander	BGen Thomas Weidley
Project Officer	Ms. Tammie Shermeyer
Tournament Director	Mr. Antonio Warner

### ARMED FORCES REPRESENTATIVES IN ATTENDANCE

Army	Mr. Anthony Poore
Marine Corps	Capt Nicholas Graham
Navy	Ms. Sharkie Stielper
Air Force/AFSCS Rep	Mr. Steve Brown

### CHAMPIONSHIP UMPIRES—WOMMEN

Dave Epperson (Head Umpire)  
Christine Hoit  
Karen Hackshaw  
L.V. Mc Cree  
Perry Henley  
Michael Scharf  
Steve Middleton

### CHAMPIONSHIP UMPIRES—MEN

Leslie Harrison (Head Umpire)  
Paul Rufus Drake III  
Stanley Finch  
Marvin Cobb  
Ben Melson  
Dallas Apfelbache  
Brett Williamson

### FINAL OVERALL TEAM STANDINGS—WOMEN'S CHAMPIONSHIP

		Wins	Losses
1st Place	Army	9	0
2nd Place	Air Force*	4	5
3rd Place	Navy	4	5
4th Place	Marine Corps	1	8

\* Air Force wins silver due to head-to-head competition vs. Navy (winning 2-1)

### FINAL OVERALL TEAM STANDINGS—MEN'S CHAMPIONSHIP

		Wins	Losses
1st Place	Army	7	2
2nd Place	Navy	6	3
3rd Place	Marine Corps	3	6
4th Place	Air Force	2	7

---

## ARMED FORCES CHAMPIONSHIP GAME RESULTS

### MEN

21 September  
NAVY over USMC 10-9  
ARMY over USAF 14-3  
USMC over USAF 11-4  
ARMY over NAVY 15-12

22 September  
USAF over NAVY 17-9  
ARMY over USMC 13-3  
USMC over NAVY 15-10  
ARMY over USAF 9-5  
USMC over USAF 18-13

23 September  
ARMY over NAVY 18-3 (6)  
NAVY over USAF 11-8  
ARMY over USMC 10-5  
NAVY over USMC 17-2 (6)  
ARMY over USAF 26-11 (6)

24 September  
USAF over USMC 5-1  
ARMY over NAVY 9-3  
ARMY over USMC 18-11  
NAVY over USAF 22-19

### WOMEN

21 September  
NAVY over USMC 19-4 (4)  
ARMY over USAF 8-2  
USAF over USMC 5-0  
ARMY over NAVY 15-12

22 September  
NAVY over USAF 4-0  
ARMY over USMC 8-0  
NAVY over USMC 5-3 (8)  
ARMY over USAF 13-3  
USAF over USMC 8-7

23 September  
ARMY over NAVY 5-1  
USAF over NAVY 6-1  
ARMY over USMC 15-2  
NAVY over USMC 4-1  
ARMY over USAF 8-3

24 September  
USMC over USAF 14-4  
ARMY over NAVY 5-4  
ARMY over USMC 16-1  
USAF over NAVY 3-1

## ARMED FORCES ALL-TOURNAMENT TEAMS

### WOMEN'S TEAM

2LT April Ortenzo (Army)  
SPC Erika Cintron (Army)  
SPC Marjorie Mills (Army)  
SPC Miranda Sanderson (Army)  
SPC Miranda Campbell (Army)  
Sgt Kinsey Spurr (Marine Corps)  
AN Victoria Pzsyk (Navy)  
SSgt Amber Devin (Air Force)  
CPO Jen McGary (Navy)  
AN Janzee Gonzales (Navy)  
SSgt Lyndsay Moen (Air Force)

### MEN'S TEAM

PO1 Dustin Kentzell (Navy)  
SPC Marshall Woods (Army)  
SFC Thomas Fuss (Army)  
LCpl Joshua Fite (Marine Corps)  
SSgt Luke Kroepflin (Air Force)  
PO2 Tyler Fisher (Navy)  
SPC Jedon Matthews (Army)  
PO2 Anthony Bartolini (Navy)  
PO1 Robert Lee (Navy)  
GySgt Brian Gardner (Marine Corps)  
SSG Kenneth Turlington (Army)

## U.S. ARMED FORCES TEAMS—COMPETING IN ASA NATIONALS

### WOMEN'S TEAM

2LT April Ortenzo (Army)  
SPC Erika Cintron (Army)  
SPC Marjorie Mills (Army)  
SPC Miranda Sanderson (Army)  
AN Victoria Pzsyk (Navy)  
SPC Teresa Herring (Army)  
PO1 Krystal Cavette (Navy)  
PO3 Shasta Rodriguez (Navy)  
Sgt Destini Brown (Marine Corps)  
Cpl Timberly Rigel (Marine Corps)  
Sgt Danielle Baily (Marine Corps)  
SSgt Schameka White (Air Force)  
SSgt Latonya Matthis (Air Force)  
SrA Terri Hodges (Air Force)

### MEN'S TEAM

PO1 Dustin Kentzell (Navy)  
SPC Marshall Woods (Army)  
SFC Thomas Fuss (Army)  
LCpl Joshua Fite (Marine Corps)  
SSgt Luke Kroepflin (Air Force)  
SPC Jedon Matthews (Army)  
PO2 Anthony Bartolini (Navy)  
PO1 Robert Lee (Navy)  
CPO Juan Nevez (Navy)  
SSG Cody Deese (Army)  
SGT Eric Querry (Army)  
Capt Joseph Reney (Marine Corps)  
MSgt Jason Chastain (Air Force)  
SrA Jonathan Marshall (Air Force)

*Based on availability of Service members*

## 2015 Armed Forces Softball Championship



### 2015 ARMED FORCES SOFTBALL CHAMPIONSHIP TEAM ROSTER 20-25 September – MCB Camp Lejeune, NC



#### U.S. ARMY MEN'S TEAM

Rank	Last Name	First Name	Position	Number	Duty Station	Home Town
SSG	Turlington	Kenneth	INF/U	8	Ft. Bragg, NC	Goldsboro, NC
SGT	Keene	John	INF/OF	9	Ft. Sill, OK	Cairo, GA
SGT	Querry	Eric	INF/U	32	Army Reserves, TX	Cocoa, FL
SFC	Segrue	James	INF	7	JBLE, VA	Binghamton, NY
SPC	Woods	Marshall	INF	34	Schofield Barracks, HI	Appomattox, VA
SFC	Fuss	Thomas	INF/U	33	Ft. Carson, CO	Orange, TX
SFC	Walton	Vernon	INF	14	APG, MD	Abbeville, SC
SFC	Moore	David	OF	23	Grafenwoehr, Germany	Miami, FL
SPC	Matthews	Jedon	INF/OF	42	Ft. Benning, GA	San Diego, CA
SGT	Gonzales	Gabriel	INF	20	Ft. Hood, TX	Goodyear, AZ
SSG	Deese	Cody	OF	12	Ft. Bragg, NC	Fairmont, NC
SGT	Olvera	Daniel	INF/U	13	Stuttgart, Germany	San Antonio, TX
SGT	Sessom	Eric	INF	15	JBLM, WA	Bellflower, CA
SSG	Aponte	Jeramy	INF	44	Ft. Detrick, MD	El Paso, TX
SPC	Hernandez	Derrick	INF	25	Ft. Bragg, NC	San Antonio, TX

Rank	Last Name	First Name	Title	Duty Station	Home Town
	Rivera	Victor	Coach	Ft. Drum, NY	Naguabo, PR
MAJ	Colombo	Ron	Asst. Coach	Ft. Bragg, NC	Orlando, FL
			Athletic Trainer		
SSG	Jorge	Edwin	OIC	JBSA Ft. Sam Houston, TX	Bronx, NY
	Poore	Anthony	Service Rep.	JBSA Ft. Sam Houston, TX	San Antonio, TX



**2015 ARMED FORCES SOFTBALL CHAMPIONSHIP TEAM ROSTER**  
**20-25 September – MCB Camp Lejeune, NC**



**U.S. ARMY WOMEN'S TEAM**

Rank	Last Name	First Name	Position	Number	Duty Station	Home Town
SPC	Ferguson	Brandi	IF	0	Fort Benning, GA	San Diego, CA
2LT	Ortenzo	April	IF	1	Joint Base Lewis-McChord, WA	Parkland, FL
PFC	Redington	Courtney	OF	2	Fort Rucker, AL	Guntersville, AL
SPC	Campbell	Miranda	IF	3	Fort Hood, TX	Clarksville, TX
SPC	Cintron	Erika	IF	4	Fort Carson, CO	Arlington, TX
1LT	Clausi	Courtney	OF	6	Camp Humphreys, Korea	Ashland, VA
SPC	Hammonds	Constance	IF	7	Wiesbaden Germany	Pembroke, NC
CPT	Robitaille	Ashley	OF	9	Fort Benning, GA	Rancho Cucamonga, CA
1LT	Spann	Christine	IF	11	Fort Drum, NY	Seoul, Korea
SPC	Alexander	Tammy	OF	12	Fort Riley, KS	Natchez, MS
SPC	Herring	Teresa	OF	13	Fort Campbell, KY	Prattville, AL
SPC	Sanderson	Miranda	OF	18	Fort Leonard Wood, MO	Bremerton, WA
SGT	Welty	Sarah	IF	19	Fort Bragg, NC	Cusseta, GA
SPC	Wilson	Shyra	OF	22	Fort Stewart, GA	Cincinnati, OH
SPC	Mills	Marjorie	P	32	US Army Reserve	Louisville, KY

Rank	Last Name	First Name	Title	Duty Station	Home Town
SGM	Burney	Juan	Coach	Fort Benning, GA	Snow Hill, NC
SSG	Roman	Guillermo	Asst. Coach	Fort Benning, GA	Lawrenceville, GA
			Athletic Trainer		
Civ	Evans	Joshua	OIC	Fort Indiantown Gap, PA	Fredericksburg, PA
Civ	Poore	Anthony	Service Rep.	Joint Base San Antonio, TX	San Antonio, TX

## 2015 Armed Forces Softball Championship



### 2015 ARMED FORCES SOFTBALL CHAMPIONSHIP TEAM ROSTER 20-25 September – MCB Camp Lejeune, NC



#### U.S. MARINE CORPS MEN'S TEAM

Rank	Last Name	First Name	Position	Number	Duty Station	Home Town
GySgt	Battle	Derrick	IF	4	MCB Quantico, VA	Jayess, MS
Capt	Carritt	Quentin	OF	31	MCAS Yuma, AZ	Omaha, NB
Sgt	Cox III	Harry	OF	12	MCB Camp Lejeune, NC	Pittsburgh, PA
Maj	Delsi	Armando	IF	3	MCAS Miramar, CA	Hacienda Heights, CA
LCpl	Fite	Joshua	IF	55	MCAS Yuma, AZ	Aledo, TX
GySgt	Gardner	Brian	OF	8	MCB Quantico, VA	Jacksonville, FL
SSgt	Gariepy	James	IF	17	MCB Camp Lejeune, NC	Oceanside, CA
LtCol	Hicks	Jimmy	IF	10	MCB Camp Lejeune, NC	Macon, GA
SSgt	Houston	Justin	OF	11	I&I Abilene, TX	Temple, TX
Sgt	Hughes	Christopher	IF	23	MCAS Cherry Point, NC	Colorado Springs, CO
GySgt	Idip	Christopher	OF	6	MCB Camp Lejeune, NC	Saipan
GySgt	Maddox	Christopher	IF	5	MCAS Cherry Point, NC	Stafford, VA
LCpl	Nieves	Daniel	OF	99	MCAS New River, NC	Bridgeport, CT
Capt	Reney	Joseph	IF	29	Yokota, JP	Corona, CA
LCpl	Sanchez	Joel	IF	26	MCB Camp Lejeune, NC	Miami, FL

Rank	Last Name	First Name	Title	Duty Station	Home Town
SgtMaj	Saunders	Gerald	Coach	MCB Quantico, VA	San Bernardino, CA
SgtMaj	Rowe	Darrell	Asst. Coach	MCAS Cherry Point, NC	Washington DC
CIV	Bachert	Aaron	Athletic Trainer	MCB Camp Lejeune, NC	Houston, TX
			OIC		
Capt	Graham	Nicolaus	Service Rep.	MCB Quantico, VA	



**2015 ARMED FORCES SOFTBALL CHAMPIONSHIP TEAM ROSTER**  
**20-25 September – MCB Camp Lejeune, NC**



**U.S. MARINE CORPS WOMEN'S TEAM**

Rank	Last Name	First Name	Position	Number	Duty Station	Home Town
SGT	Bailey	Danielle	3B	14	MCAS Cherry Point, NC	Great Falls, MT
CAPT	Baldelomar	Sarah	RF	2	MCAS Cherry Point, NC	Cut Off, LA
SGT	Brown	Destini	3B	4	MCAS Cherry Point, NC	Swansboro, NC
CPL	Crump	Vanessa	P	7	MCB Quantico, VA	Mount Vernon, NY
SGT	Hammond-Hutchinson	Mariah	SS	16	MCB Quantico, VA	Barrington, IL
SGT	Innocent	Jordyn	1B	3	MCB Butler, Okinawa Japan	New Port Richey, Florida
CPL	Martinez	Jennifer	LC	5	MCB Butler, Okinawa Japan	Greenville, TX
CPL	Rigel	Timberly	2B	19	MCB Quantico, VA	Mercer, PA
CPL	Robichaux	Macy	RC	50	MCB Pendleton, CA	Raceland, LA
SGT	Sanchez	Nicole	2B	22	MCB Quantico, VA	Lemoore, CA
SSGT	Shapiro-Kinghorn	Aisha	RF	9	MCB Pendleton, CA	Chula Vista, CA
SGT	Spurr	Kinsey	RC	15	MCSF New Orleans, LA	Bloomington, IN
LCPL	Tellez	Alli	LF	27	MCB Butler, Okinawa Japan	El Paso, TX
CPT	Wilkinson	Rebecca	C	20	MCB Butler, Okinawa Japan	Pittsfield, MA
SSGT	Santo	Tiffany	RF	12	Camp Lejeune, NC	Jacksonville FL

Rank	Last Name	First Name	Title	Duty Station	Home Town
MSGT	Putney	Robert	Coach	CLB-25 Red Bank, NJ	Glassboro, NJ
Mr.	Occomy	Lawrence	Asst. Coach	Okinawa Japan	Huntsville, AL
			Athletic Trainer		
			OIC		
			Service Rep.		

## 2015 Armed Forces Softball Championship



### 2015 ARMED FORCES SOFTBALL CHAMPIONSHIP TEAM ROSTER 20-25 September – MCB Camp Lejeune, NC



#### U.S. NAVY MEN'S TEAM

Rank	Last Name	First Name	Position	Number	Duty Station	Home Town
CPO	READ	WILLIAM	1B	12	NSWU TEAM 2	VIRGINIA BEACH, VA
CPO	NEELEY	AARON	UT	37	USS KAUFMAN FFG-59	NORFOLK, VA
CPO	NEVAREZ	JUAN	UT	34	NECC LITTLE CREEK, VA	OAKLAND, CA
CPO	RUMMEL	MARK	SS	11	COMVAQWINGPAC	BATTLE GROUND, WA
CPO	CAMPOS	CHARLIE	2B	14	NOSC FIRE, JACKSONVILLE, FL	KISSIMMEE, FL
PO1	JENNINGS	JIMMY	OF	1	USS ABRAHAM LINCOLN CVN-72	CALHOUN CITY, MS
PO1	RUIZ	JOSE	2B	17	ACU-2	PONCE, PUERTO RICO
PO1	KENTZELL	DUSTIN	P	42	USS BONHOMME RICHARD	SAN JOSE, CA
PO1	LEE	ROBERT	OF	24	NAVMED CENTER SAN DIEGO	LOS ANGELES, CA
PO2	BARTOLINI	ANTHONY	OF	6	MCAS NEW RIVER, NC	GRAND RAPIDS, MI
PO2	WEBB	TIMOTHY	OF	7	USCG SAFETY AND SECURITY	SAN DIEGO, CA
PO2	HUFFINE	COREY	IF	10	CID SAN DIEGO	SAN DIEGO, CA
PO2	FISHER	TYLER	3B	8	VFA 106 OCEANA, VA	FINDLAY, OH
PO2	DAMPIER	AARON	UT	13	COMLCSRON1 SUW DET 7	GAINESVILLE, FL
PO3	RAKES	JOSHUA	OF	15	PCU GERALD R. FORD CVN 78	DETROIT, MI

Rank	Last Name	First Name	Title	Duty Station	Home Town
LT	UNDERWOOD	ERIC	Coach	CRG-1, SAN DIEGO	OCEANSIDE, CA
CPO	JOHNSON	ANTHONY	Asst. Coach	FRCSE JACKSONVILLE, FL	HOLLANDALE, MS
			Athletic Trainer		
NF-04	ROTENBERRY	DAN	OIC	NSSY PORTSMOUTH, VA	MARTINSVILLE, VA
NF-04	STIELPER	SHARKIE	Service Rep.	WASHINGTON NAVY YARD, DC	BALTIMORE, MD





**2015 ARMED FORCES SOFTBALL CHAMPIONSHIP TEAM ROSTER**  
**20-25 September – MCB Camp Lejeune, NC**



**U.S. NAVY WOMEN'S TEAM**

Rank	Last Name	First Name	Position	Number	Duty Station	Home Town
CPO	MCGARY	JEN	OF	19	USS BUNKER HILL CG 52	SPRING, TX
PO1	COOPER	JAMIE	OF	7	SECTOR HAMPTON ROADS	FRESNO, CA
PO1	SIMMONS	LESLIE	1B	20	WALTER REED BETHESDA, MD	EL PASO, TX
PO1	JOHNSON	LANITA	C	2	NAVHOS JACKSONVILLE, FL	JACKSONVILLE, FL
PO1	CAVETT	KRYSTAL	P	12	COMPACFLT	ESTACADA, OR
PO1	DOUCETTE	MICHELLE	UT	13	NIOC WHIDBEY ISLAND	WEST CREEK, NJ
PO2	TILTON	MARJORIE	1B	16	USS DWIGHT D EISENHOWER	MIAMI, FL
PO2	HOLLAND	SYDNIE	3B	22	NCTS BAHRAIN	SUMMITVILLE, IN
PO2	CHISM	IKESHIA	OF	18	NAVSTA MAYPORT, FL	FORREST CITY, AR
PO2	BUSCAGLIA	KATHERINE	3B	5	ASTC PENSACOLA	CLAYTON, CA
PO3	RODRIGUEZ	SHASTA	2B	21	NOSC WILMINGTON, NC	JACKSONVILLE, NC
PO3	MOORE	TIFFANY	OF	3	COAST GUARD HONOLULU, HI	BUXTON, NC
PO3	TAYLOR	SHELBY	OF	44	NSF BAHRAIN	SAN JOSE, CA
AN	PZSYK	VICTORIA	SS	55	VAQ-142 WHIDBEY ISLAND	MAUI, HI
AN	GONZALES	JANZEE	UT	9	NAS LEMOORE FRC 400 DIV	CLARKSVILLE, TN

Rank	Last Name	First Name	Title	Duty Station	Home Town
CPO	PAYNE	JASON	Coach	SWOS NEWPORT, RI	BELLVILLE, OHIO
NF-03	PELFREY	BRETT	Asst. Coach	MWR PENSACOLA, FL	PENSACOLA, FL
			Athletic Trainer		
NF-04	ROTENBERRY	DAN	OIC	NSSY PORTSMOUTH, VA	MARTINSVILLE, VA
			Service Rep.		

## 2015 Armed Forces Softball Championship



### 2015 ARMED FORCES SOFTBALL CHAMPIONSHIP TEAM ROSTER 20-25 September – MCB Camp Lejeune, NC



#### U.S. AIR FORCE MEN'S TEAM

Rank	Last Name	First Name	Position	Number	Duty Station	Home Town
CMSgt	Campbell	Charles	IF/P	42	Pentagon, DC	Altamonte Springs, FL
CMSgt	Parker	Jason	IF	4	Ramstein AB, GE	Spokane, WA
MSgt	Charvat	Michael	IF	3	JBSA-Lackland	Lakewood, WA
MSgt	Chastain	Jason	IF	9	JBSA-Elmendorf-Richardson, AK	Emory, TX
MSgt	McCleave	Santea	P	52	RAF Lakenheath, UK	Alexandria, VA
TSgt	Kuhar	Mark	IF	10	Carswell AFB, TX	Lorain, OH
TSgt	Winkle	Jason	IF	7	Spangdahlem AB, GE	Spurger, TX
SSgt	Allen Jr	John	OF	11	Grand Forks AFB, ND	Nashville, TX
SSgt	Hynes	Cody	IF/OF	57	Davis Monthan AFB, AZ	Brooklyn, CT
SSgt	Kroeplin	Luke	IF/OF	46	JBSA-Randolph	El Paso, TX
SrA	Bowman	Chadon	OF	14	Ramstein AB, GE	Ashdown, AR
SrA	Fow III	Robert	OF	77	Incirlik AB, TR	Lumberton, NJ
SrA	Marshall	Jonathan	IF/OF	33	Tyndall AFB, FL	Jacksonville, IL
SrA	Washington	Torrence	IF/OF	28	Eglin AFB, FL	Millbook, AL
SrA	Womack	Benrus	OF	2	Key Field ANG, MS	Mendenhall, MS

Rank	Last Name	First Name	Title	Duty Station	Home Town
MSgt (RE)	Shortland	Stephen	Coach	JBSA-Randolph	Overland Park, KS
MSgt	LaFon	Gary	Asst. Coach	JB-Langley-Eustis, VA	Huntington, WV
MSgt (RE)	Gutierrez	Gilbert	Athletic Trainer	Scott AFB	Navarre, FL
GS-12	Reed	Dwayne	OIC	JBSA-Lackland	Detroit, MI
GS-12	Brown	Steve	Service Rep.	JBSA-Lackland	Caribou, ME



**2015 ARMED FORCES SOFTBALL CHAMPIONSHIP TEAM ROSTER**  
**20-25 September – MCB Camp Lejeune, NC**



**U.S. AIR FORCE WOMEN'S TEAM**

Rank	Last Name	First Name	Position	Number	Duty Station	Home Town
CMSgt	McCain	Eileen	OF	10	JBSA-Randolph AFB, TX	San Bernadino, CA
TSgt	Mathis	Latonya	OF	40	MacDill AFB, FL	Clarksville, TN
TSgt	Wong	Lorenda	OF	9	Buckley AFB, CO	Inglewood, CA
SSgt	White	Schameka	IF	2	Kadena AB, Japan	Montgomery, AL
SSgt	Cortez	Bianca	IF	14	RAF Lakenheath, UK	Castroville, TX
SSgt	Butler	Andrea	IF	1	Travis AFB, CA	Minot AFB, ND
SSgt	Devlin	Amber	IF	11	Osan AB, ROK	Lamont, IA
SSgt	Panting	Regina	IF	13	Ramstein AB, Germany	Landstuhl, Germany
SSgt	Moen	Lyndsay	OF	22	JBSA-Lackland, TX	Little Rock, AR
SSgt	Perry	Samantha	IF	18	Ramstein AB, Germany	Petoskey, MI
SrA	Hodges	Terri	IF	4	Little Rock AFB, AR	Brookhaven, MS
SrA	Ayon	Alisha	IF	00	JBSA-Lackland AFB, TX	Springfield, OH
SrA	Henning	Lauren	OF	27	Ramstein AB, Germany	Azle, TX
A1C	Albizu	Carissa	IF	34	Yokota AB, Japan	Miami, FL
A1C	Clark	Sierra	OF	3	Tyndall AFB, FL	Grand Junction, CO

Rank	Last Name	First Name	Title	Duty Station	Home Town
SMSgt	Vieyra	Salomon	Coach	JBSA-Lackland AFB, TX	San Antonio, TX
SMSgt	Hirvela	Danielle	Asst. Coach	Yokota AB, Japan	Las Vegas, NV
			Athletic Trainer		
			OIC		
			Service Rep.		





# TRIATHLON

**4-8 JUNE  
HAMMOND, IN**

## 2015 Armed Forces Triathlon Championship

---

Date	4-8 June 2015
Host Site	Hammond, IN
Race Director	Mr. Leon Wolek

Held in conjunction with the 2015 Leon's Triathlon

### **ARMED FORCES REPRESENTATIVES IN ATTENDANCE**

Army	Mr. Tom Higgins
Marine Corps	Capt Nicholas Graham
Navy	Mr. James Senn
Air Force	Lt Col Spencer Cocanour
AFSCS	Mr. Steven Dinote

### **FINAL OVERALL TEAM STANDINGS – WOMEN**

1st Place	Army	8 Points
2nd Place	Air Force	17 Points
3rd Place	Navy	31 Points
4th Place	Marine Corps	DSQ

### **FINAL OVERALL TEAM STANDINGS – MEN**

1st Place	Air Force	50 Points*
2nd Place	Navy	50 Points*
3rd Place	Army	84 Points
4th Place	Marine Corps	142 Points

\* Tie Breaker determined winner (next highest placed finisher)

### **INDIVIDUAL WOMEN'S MEDAL WINNERS**

1st Place	2LT Samone Franzese (Army)	2:13:15
2nd Place	Maj Jamie Turner (USAF)	2:15:28
3rd Place	2LT Jessica Clay (Army)	2:16:29

### **INDIVIDUAL MEN'S MEDAL WINNERS**

1st Place	LT Kyle Hooker (Navy)	1:51:24
2nd Place	CPT Nicholas Sterghos (Army)	1:52:50
3rd Place	1LT Barrett Leahardy (Army)	1:53:04

## WOMEN'S ARMED FORCES INDIVIDUAL RESULTS SUMMARY

Place	Bib	Rank	Name	Duty Station	State	Time	Service
1	58	2LT	Samone Franzese	Fort Sam Houston	Texas	2:13:15	Army
2	55	Maj	Jamie Turner	JB Charleston	S.C.	2:15:28	USAF
3	56	2LT	Jessica Clay	Camp Casey	Korea	2:16:29	Army
4	57	2LT	Justine Emge	Fort Rucker	Ala.	2:18:26	Army
5	66	LTJG	Jessica Hafey	NB San Diego	Calif.	2:18:47	Navy
6	63	Capt	Christine Taranto	NPS Monterey	Calif.	2:18:57	USMC
7	51	Maj	Judith Coyle	JB Lewis-McChord	Wash.	2:19:58	USAF
8	53	Capt	Stephanie Mitchell	Fort Meade	Md.	2:20:05	USAF
9	60	1LT	Alexis Ressler	Brockton	Mass.	2:23:37	Army
10	54	Maj	Melissa Tallent	Camp H.M. Smith	Hawaii	2:23:49	USAF
11	67	ENS	Erica Hippe	US Naval Academy	M.d.	2:24:15	Navy
12	52	2d Lt	Phaelen French	Robins AFB	Ga.	2:24:27	USAF
13	61	2ndLt	Kellie Darmody	MCB Camp Butler	Japan	2:25:19	USMC
14	59	2LT	Kelly Kingma	Camp Red Cloud	Korea	2:27:31	Army
15	68	LCDR	Colleen O'Connor	NB San Diego	Calif.	2:29:42	Navy
16	65	LTJG	Tracey Bruce	NAS Jacksonville	Fla.	2:31:34	Navy
17	64	LT	Rebecca Adams	NB San Diego	Calif.	2:36:49	Navy
DQ	62	2ndLt	Colleen Randolph	MCB Camp Lejeune	N.C.	2:17:31	USMC

## WOMEN'S ARMED FORCES TEAM RESULTS SUMMARY

Scores based on the displacement of the top three competitors

Place	Bib	Rank	Name	Duty Station	State	Time	Service	Team Pts	
1	58	2LT	Samone Franzese	Fort Sam Houston	Texas	2:13:15	Army	8	
3	56	2LT	Jessica Clay	Camp Casey	Korea	2:16:29	Army		
4	57	2LT	Justine Emge	Fort Rucker	Ala.	2:18:26	Army		
9	60	1LT	Alexis Ressler	Brockton	Mass.	2:23:37	Army		
14	59	2LT	Kelly Kingma	Camp Red Cloud	Korea	2:27:31	Army		
2	55	Maj	Jamie Turner	JB Charleston	S.C.	2:15:28	USAF	17	
7	51	Maj	Judith Coyle	JB Lewis-McChord	Wash.	2:19:58	USAF		
8	53	Capt	Stephanie Mitchell	Fort Meade	Md.	2:20:05	USAF		
10	54	Maj	Melissa Tallent	Camp H.M. Smith	Hawaii	2:23:49	USAF		
12	52	2d Lt	Phaelen French	Robins AFB	Ga.	2:24:27	USAF		
5	66	LTJG	Jessica Hafey	NB San Diego	Calif.	2:18:47	Navy	31	
11	67	ENS	Erica Hippe	US Naval Academy	M.d.	2:24:15	Navy		
15	68	LCDR	Colleen O'Connor	NB San Diego	Calif.	2:29:42	Navy		
16	65	LTJG	Tracey Bruce	NAS Jacksonville	Fla.	2:31:34	Navy		
17	64	LT	Rebecca Adams	NB San Diego	Calif.	2:36:49	Navy		
6	63	Capt	Christine Taranto	NPS Monterey	Calif.	2:18:57	USMC	Team Pts	
13	61	2ndLt	Kellie Darmody	MCB Camp Butler	Japan	2:25:19	USMC		DSQ
DSQ	62	2ndLt	Colleen Randolph	MCB Camp Lejeune	N.C.	2:17:31	USMC		

## 2015 Armed Forces Triathlon Championship

### MEN'S ARMED FORCES INDIVIDUAL RESULTS SUMMARY

Place	Bib	Rank	Name	Duty Station	State	Time	Service
1	29	LT	Kyle Hooker	NAS Whidbey Island	Wash.	1:51:24	Navy
2	15	CPT	Nicholas Sterghos	Fort Sill	Okla.	1:52:50	Army
3	13	1LT	Barrett Lehardy	Fort Eustis	Va.	1:53:04	Army
4	3	2d Lt	Cody Bohachek	Fort Wayne	Ind.	1:54:23	USAF
5	32	ENS	Clay Petty	US Naval Academy	Md.	1:55:24	Navy
6	1	Maj	James Bales	Nellis AFB	Nev.	1:56:30	USAF
7	28	ENS	Davis Frease	US Naval Academy	Md.	1:56:40	Navy
8	6	2d Lt	Carl Eichert	Wright-Patterson AFB	Ohio	1:57:12	USAF
9	4	SSgt	Nicholas Chase	MacDill AFB	Fla.	1:57:21	USAF
10	5	Capt	Ken Corigliano	MacDill AFB	FL	1:57:22	USAF
11	31	LT	Derek Oskutis	NB San Diego	Calif.	1:57:48	Navy
12	30	LT	Ian King	NAS Norfolk	Va.	1:58:09	Navy
13	8	Maj	Jonathan Mason	Ft. Bragg	N.C.	1:58:28	USAF
14	27	LT	Patrick Dougherty	NAS Corpus Christi	Texas	1:58:52	Navy
15	11	1LT	Marcus Farris	JB Lewis-McChord	Wash.	1:58:58	Army
16	23	Capt	Sean Sullivan	MCB Quantico	Va.		USMC
17	14	MAJ	Eric Reid	JB Lewis-McChord	Wash.	2:00:07	Army
18	7	Capt	Brett King	Beale AFB	Calif.	2:00:35	USAF
19	25	ENS	Christopher Brahm	US Naval Academy	Md.	2:01:17	Navy
20	26	LT	Nicholas Brown	Newport	R.I.	2:01:22	Navy
21	10	MAJ	Bryan Dunker	Moffett Air Field	Calif.	2:02:16	Army
22	22	LtCol	David Steele	Maxwell AFB	Ala.	2:03:42	USMC
23	2	2d Lt	John Bierman	Buckley AFB	Colo.	2:05:08	USAF
24	19	Capt	Peter Hickson	MCAS Yuma	Ariz.	2:07:42	USMC
25	17	Col	Stephen Armes	NAB Coronado	Calif.	2:09:47	USMC
26	12	CPT	Robert Killian	Fort Carson	Colo.	2:11:14	Army
27	21	Capt	Kevin Soeder	MCB Quantico	N.C.	2:11:32	USMC
28	20	SSgt	Arthur Schocken	Fort Huachuca	Ariz.	2:14:41	USMC
29	18	LtCol	Joseph Galvin	MCB Camp Lejeune	N.C.	2:20:25	USMC
30	24	Capt	Justin Topping	MCAS Miramar	Calif.	2:22:36	USMC
DNF	9	SFC	Nathan Dressel	Camp Williams	Wis.		Army
DNF	16	1LT	Brian Trainor	JB Lewis-McChord	Wash.		Army



**MEN'S ARMED FORCES TEAM RESULTS SUMMARY**  
Scores based on the displacement of the top six competitors

Place	Bib	Rank	Name	Duty Station	State	Time	Service	Team Pts
4	3	2d Lt	Cody Bohachek	Fort Wayne	Ind.	1:54:23	USAF	50
6	1	Maj	James Bales	Nellis AFB	Nev.	1:56:30	USAF	
8	6	2d Lt	Carl Eichert	Wright-Patterson AFB	Ohio	1:57:12	USAF	
9	4	SSgt	Nicholas Chase	MacDill AFB	Fla.	1:57:21	USAF	
10	5	Capt	Ken Corigliano	MacDill AFB	FL	1:57:22	USAF	
13	8	Maj	Jonathan Mason	Ft. Bragg	N.C.	1:58:28	USAF	
<b>18</b>	<b>7</b>	<b>Capt</b>	<b>Brett King</b>	<b>Beale AFB</b>	<b>Calif.</b>	<b>2:00:35</b>	<b>USAF</b>	<b>Tiebreaker Rank 18</b>
23	2	2d Lt	John Bierman	Buckley AFB	Colo.	2:05:08	USAF	
1	29	LT	Kyle Hooker	NAS Whidbey Island	Wash.	1:51:24	Navy	Team Pts 50
5	32	ENS	Clay Petty	US Naval Academy	Md.	1:55:24	Navy	
7	28	ENS	Davis Frease	US Naval Academy	Md.	1:56:40	Navy	
11	31	LT	Derek Oskutis	NB San Diego	Calif.	1:57:48	Navy	
12	30	LT	Ian King	NAS Norfolk	Va.	1:58:09	Navy	<b>Tiebreaker Rank 19</b>
14	27	LT	Patrick Dougherty	NAS Corpus Christi	Texas	1:58:52	Navy	
<b>19</b>	<b>25</b>	<b>ENS</b>	<b>Christopher Brahm</b>	<b>US Naval Academy</b>	<b>Md.</b>	<b>2:01:17</b>	<b>Navy</b>	<b>19</b>
20	26	LT	Nicholas Brown	Newport	R.I.	2:01:22	Navy	
2	15	CPL	Nicholas Sterghos	Fort Sill	Okla.	1:52:50	Army	Team Pts 84
3	13	1LT	Barrett Leahardy	Fort Eustis	Va.	1:53:04	Army	
15	11	1LT	Marcus Farris	JB Lewis-McChord	Wash.	1:58:58	Army	
17	14	MAJ	Eric Reid	JB Lewis-McChord	Wash.	2:00:07	Army	
21	10	MAJ	Bryan Dunker	Moffett Air Field	Calif.	2:02:16	Army	
26	12	CPL	Robert Killian	Fort Carson	Colo.	2:11:14	Army	
DNF	9	SFC	Nathan Dressel	Camp Williams	Wis.		Army	
DNF	16	1LT	Brian Trainor	JB Lewis-McChord	Wash.		Army	
16	23	Capt	Sean Sullivan	MCB Quantico	Va.		USMC	Team Pts 142
22	22	LtCol	David Steele	Maxwell AFB	Ala.	2:03:42	USMC	
24	19	Capt	Peter Hickson	MCAS Yuma	Ariz.	2:07:42	USMC	
25	17	Col	Stephen Armes	NAB Coronado	Calif.	2:09:47	USMC	
27	21	Capt	Kevin Soeder	MCB Quantico	N.C.	2:11:32	USMC	
28	20	SSgt	Arthur Schocken	Fort Huachuca	Ariz.	2:14:41	USMC	
29	18	LtCol	Joseph Galvin	MCB Camp Lejeune	N.C.	2:20:25	USMC	
30	24	Capt	Justin Topping	MCAS Miramar	Calif.	2:22:36	USMC	

## 2015 Armed Forces Triathlon Championship

### WOMEN'S CISM BILATERAL TEAM RESULTS SUMMARY

Place	Bib Rank	Name	Duty Station	State	Time	Service	Team Pts
1	58 2LT	Samone Franzese	Fort Sam Houston	Texas	2:13:15	Army	8
3	56 2LT	Jessica Clay	Camp Casey	Korea	2:16:29	Army	
4	57 2LT	Justine Emge	Fort Rucker	Ala.	2:18:26	Army	
10	60 1LT	Alexis Ressler	Brockton	Mass.	2:23:37	Army	
16	59 2LT	Kelly Kingma	Camp Red Cloud	Korea	2:27:31	Army	
2	55 Maj	Jamie Turner	JB Charleston	S.C.	2:15:28	USAF	Team Pts
7	51 Maj	Judith Coyle	JB Lewis-McChord	Wash.	2:19:58	USAF	17
8	53 Capt	Stephanie Mitchell	Fort Meade	Md.	2:20:05	USAF	
11	54 Maj	Melissa Tallent	Camp H.M. Smith	Hawaii	2:23:49	USAF	
13	52 2d Lt	Phaelen French	Robins AFB	Ga.	2:24:27	USAF	
5	66 LTJG	Jessica Hafey	NB San Diego	Calif.	2:18:47	Navy	Team Pts
12	67 ENS	Erica Hippe	US Naval Academy	M.d.	2:24:15	Navy	34
17	68 LCDR	Colleen O'Connor	NB San Diego	Calif.	2:29:42	Navy	
19	65 LTJG	Tracey Bruce	NAS Jacksonville	Fla.	2:31:34	Navy	
20	64 LT	Rebecca Adams	NB San Diego	Calif.	2:36:49	Navy	
9	70	Lesley Quinlan	Ottawa	Ontario	2:21:36	Canada	Team Pts
15	69	Sarah Graves	Ottawa	Ontario	2:26:57	Canada	42
18	71	Lucie Tremblay	Ottawa	Ontario	2:29:50	Canada	
6	63 Capt	Christine Taranto	NPS Monterey	Calif.	2:18:57	USMC	Team Pts
13	61 2ndLt	Kellie Darmody	MCB Camp Butler	Japan	2:25:19	USMC	DSQ
DSQ	62 2ndLt	Colleen Randolph	MCB Camp Lejeune	N.C.	2:17:31	USMC	

### WOMEN'S CISM BILATERAL CHAMPIONSHIP TEAM STANDINGS

1st Place	Army	8 Points
2nd Place	Air Force	17 Points
3rd Place	Navy	34 Points
4th Place	Canada	42 Points
5th Place	Marine Corps	DSQ

### MEN'S CISM BILATERAL CHAMPIONSHIP TEAM STANDINGS

1st Place	Navy	59 Points
2nd Place	Air Force	61 Points
3rd Place	Canada	101 Points
4th Place	Army	104 Points
5th Place	Marine Corps	182 Points

## MEN'S CISM BILATERAL TEAM RESULTS SUMMARY

Scores based on the displacement of the top six competitors

Place	Bib	Rank	Name	Duty Station	State	Time	Service	Team Pts
1	29	LT	Kyle Hooker	NAS Whidbey Island	Wash.	1:51:24	Navy	59
6	32	ENS	Clay Petty	US Naval Academy	Md.	1:55:24	Navy	
9	28	ENS	Davis Frease	US Naval Academy	Md.	1:56:40	Navy	
13	31	LT	Derek Oskutis	NB San Diego	Calif.	1:57:48	Navy	
14	30	Lt.	Ian King	NAS Norfolk	Va.	1:58:09	Navy	
16	27	Lt.	Patrick Dougherty	NAS Corpus Christi	Texas	1:58:52	Navy	
23	25	ENS	Christopher Brahm	US Naval Academy	Md.	2:01:17	Navy	
24	26	LT	Nicholas Brown	Newport	R.I.	2:01:22	Navy	
5	3	2d Lt	Cody Bohachek	Fort Wayne	Ind.	1:54:23	USAF	61
8	1	Maj	James Bales	Nellis AFB	Nev.	1:56:30	USAF	
10	6	2d Lt	Carl Eichert	Wright-Patterson AFB	Ohio	1:57:12	USAF	
11	4	SSgt	Nicholas Chase	MacDill AFB	Fla.	1:57:21	USAF	
12	5	Capt	Ken Corigliano	MacDill AFB	FL	1:57:22	USAF	
15	8	Maj	Jonathan Mason	Ft. Bragg	N.C.	1:58:28	USAF	
22	7	Capt	Brett King	Beale AFB	Calif.	2:00:35	USAF	
28	2	2d Lt	John Bierman	Buckley AFB	Colo.	2:05:08	USAF	
2	33		Alex Boule	Ottawa	Ontario	1:52:32	Canada	101
7	38		Phillipe Reynolds	Ottawa	Ontario	1:55:38	Canada	
18	35		Martin Lacasse	Ottawa	Ontario	1:59:17	Canada	
19	39		Dave Simpkin	Ottawa	Ontario	1:59:38	Canada	
26	37		Marc Prudhomme	Ottawa	Ontario	2:02:48	Canada	
29	41		Eric Travis	Ottawa	Ontario	2:05:53	Canada	
30	36		Joel Maley	Ottawa	Ontario	2:06:46	Canada	
32	40		John Timmermans	Ottawa	Ontario	2:08:54	Canada	
3	15	CPT	Nicholas Sterghos	Fort Sill	Okla.	1:52:50	Army	104
4	13	1LT	Barrett Lehardy	Fort Eustis	Va.	1:53:04	Army	
17	11	1LT	Marcus Farris	JB Lewis-McChord	Wash.	1:58:58	Army	
21	14	MAJ	Eric Reid	JB Lewis-McChord	Wash.	2:00:07	Army	
25	10	MAJ	Bryan Dunker	Moffett Air Field	Calif.	2:02:16	Army	
34	12	CPT	Robert Killian	Fort Carson	Colo.	2:11:14	Army	
DNF	9	SFC	Nathan Dressel	Camp Williams	Wis.		Army	
DNF	16	1LT	Brian Trainor	JB Lewis-McChord	Wash.		Army	
20	23	Capt	Sean Sullivan	MCB Quantico	Va.		USMC	182
27	22	LtCol	David Steele	Maxwell AFB	Ala.	2:03:42	USMC	
31	19	Capt	Peter Hickson	MCAS Yuma	Ariz.	2:07:42	USMC	
33	17	Col	Stephen Armes	NAB Coronado	Calif.	2:09:47	USMC	
35	21	Capt	Kevin Soeder	MCB Quantico	N.C.	2:11:32	USMC	
36	20	SSgt	Arthur Schocken	Fort Huachuca	Ariz.	2:14:41	USMC	
37	18	LtCol	Joseph Galvin	MCB Camp Lejeune	N.C.	2:20:25	USMC	
38	24	Capt	Justin Topping	MCAS Miramar	Calif.	2:22:36	USMC	

## 2015 Armed Forces Triathlon Championship



### 2015 ARMED FORCES TRIATHLON CHAMPIONSHIP TEAM ROSTER 4-8 June – Leon’s Triathlon – Hammond, IN



#### U.S. ARMY

Rank	Last Name	First Name	Division (M/F)	Duty Station	Home Town
CPT	Sterghos	Nicholas	M	Fort Sill	Cornelia, GA
SFC	Dressel	Nathan	M	Camp Williams	Carmel, CA
1LT	Lehardy	Gene	M	Fort Eustis	Roanoke, VA
1LT	Trainor	Brian	M	Joint Base Lewis-McChord	Clifton Park, NY
1LT	Farris	Marcus	M	Fort Wainwright	Birmingham, AL
MAJ	Reid	Eric	M	Joint Base Lewis-McChord	Middletown, NJ
CPT	Killian	Robert	M	Fort Carson	Longmont, CO
MAJ	Dunker	Bryan	M	Moffett Air Field	Hartland, WI
2LT	Emge	Justine	F	Fort Rucker	Nixa, MO
2LT	Franzese	Samone	F	Fort Sam Houston	Portland, OR
2LT	Clay	Jessica	F	Camp Casey	South Elgin, IL
2LT	Kingma	Kelly	F	Camp Red Cloud	Reston, VA
1LT	Ressler	Alexis	F	Brockton, MA	Burlington, VT

Rank	Last Name	First Name	Title	Duty Station	Home Town
LTC	Tovar	Hector	Coach	Kirtland AFB	Albuquerque, NM
			OIC		
CIV	Higgins	Thomas	Service Rep.	Fort Sam Houston	San Antonio, TX



### 2015 ARMED FORCES TRIATHLON CHAMPIONSHIP TEAM ROSTER 4-8 June – Leon’s Triathlon – Hammond, IN



#### U.S. MARINE CORPS

Rank	Last Name	First Name	Division (M/F)	Duty Station	Home Town
LtCol	Galvin	Joseph	M	MCB Lejeune, NC	Vienna, VA
Col	Armes	Stephen	M	NAB Coronado, CA	Jacksonville, NC
LtCol	Steele	David	M	Maxwell AFB, AL	Portsmouth, VA
Capt	Topping	Justin	M	MCAS Miramar, CA	Stockton, CA
Capt	Hickson	Peter	M	MCAS Yuma, AZ	Front Royal, VA
Capt	Sullivan	Sean	M	MCB Quantico, VA	Boston, NY
Capt	Soeder	Kevin	M	MCB Quantico, VA	Cleveland, OH
SSgt	Schocken	Arthur	M	Fort Huachuca, AZ	Denver, CO
Capt	Taranto	Christine	F	NPS Monterey, CA	Surf City, NC
1stLt	Hebda	Mollie	F	MCB Butler, Okinawa	Pittsburgh, PA
2ndLt	Darmody	Kellie	F	MCB Butler, Okinawa	Coral Springs, FL
2ndLt	Randolph	Colleen	F	MCB Lejeune, NC	Jacksonville, FL
			F		

Rank	Last Name	First Name	Title	Duty Station	Home Town
			Coach		
			OIC		
Capt	Graham	Nicholas	Service Rep.	MCB Quantico, VA	Ossining, NY



**2015 ARMED FORCES TRIATHLON CHAMPIONSHIP TEAM ROSTER**  
**4-8 June – Leon’s Triathlon – Hammond, IN**



**U.S. NAVY**

Rank	Last Name	First Name	Division (M/F)	Duty Station	Home Town
LT	Hooker	Kyle	M	NAS Whidbey Island	Burke, VA
LT	Brown	Charles	M	Newport, RI	Newport, RI
LT	Oskutis	Derek	M	Naval Base San Diego, CA	Hershey, PA
ENS	Frease	Davis	M	Bethesda, MA	Evergreen, CO
ENS	Brahm	Christopher	M	United States Naval Academy	Huntsville, AL
ENS	Petty	Clayton	M	United States Naval Academy	Mendham, NJ
LT	Dougherty	Patrick	M	NAS Corpus Christi, TX	Scranton, PA
LT	King	Ian	M	NAS Norfolk, VA	
LTJG	Hafey	Jessica	F	Naval Base San Diego, CA	Palmetto, FL
LCDR	O'Connor	Colleen	F	Naval Base San Diego, CA	Luisville, KY
ENS	Hippe	Erica	F	United States Naval Academy	Grand Rapids, MI
LT	Adams/Wright	Rebecca	F	Naval Base Kitsap, WA	Colorado Springs, CO
LTJG	Bruce	Tracey	F	NAS Jacksonville, FL	Harrisonburg, VA

Rank	Last Name	First Name	Title	Duty Station	Home Town
CIV	Felty	James	Coach	NSA Kitsap, WA	
CIV	Senn	James	OIC	Washington Navy Yard, DC	Glenwood, MD
CIV	Stielper	Sharkie	Service Rep.	Washington Navy Yard	Baltimore, MD



**2015 ARMED FORCES TRIATHLON CHAMPIONSHIP TEAM ROSTER**  
**4-8 June – Leon’s Triathlon – Hammond, IN**



**U.S. AIR FORCE**

Rank	Last Name	First Name	Division (M/F)	Duty Station	Home Town
Maj	Bales	James	M	Nellis AFB, NV	Las Vegas, NV
2Lt	Bierman	John	M	Buckley AFB, CO	Cincinnati, OH
2Lt	Bohachek	Cody	M	Fort Wayne IAP, IN	Dayton, OH
SSgt	Chase	Nicholas	M	MacDill AFB, FL	Grand Blanc, MI
Capt	Corigliano	Kenneth	M	MacDill AFB, FL	St Petersburg, FL
2Lt	Eichert	Carl	M	Wright Patterson AFB, OH	Cocoa, FL
Capt	King	Brett	M	Beale AFB, CA	Warren, PA
Maj	Mason	Jonathan	M	Ft. Bragg, NC	Fort Collins, CO
Maj	Coyle	Judith	F	Joint Base Lewis McChord, WA	Snoqualmie, WA
Capt	Mitchell	Stephanie	F	Ft. Meade, MD	Colorado Springs, CO
2Lt	French	Phaelen	F	Robins AFB, GA	Delta, CO
Maj	Turner	Jamie	F	Joint Base Charleston, SC	Memphis, TN
Maj	Tallent	Melissa	F	Camp H.M. Smith, HI	Sterling, VA

Rank	Last Name	First Name	Title	Duty Station	Home Town
Lt Col	Cocanour	Spencer	Coach	Hurlburt Field, FL	Mansfield, OH
			OIC		
			Service Rep.		

### Navy's Hooker, Army women dominate stormy Armed Forces Triathlon

By Gary Sheftick | Army News Service / Defense Media Activity | June 18, 2015 — Navy Lt. Kyle Hooker led the Armed Forces Triathlon Championship all the way to finish his run in a torrential downpour with a combined time of 1:51:24 in Hammond, Indiana, June 7.

In team competition, the Navy and Air Force both finished the race with 50 points, but a tiebreaker based on each team's seventh runner (who doesn't normally count), put the Airmen in first place.

The Army women nearly swept their competition, placing three of the top four finishers. Army 2nd Lt. Samone Franzese, a medical student, finished first with a time of 2:13:15.

"I grew up in Portland, Oregon, and I have found that I race well in rain," Franzese said. "The weather probably helped my performance."

#### HOOKER LEADS PACK

Navy P-2 pilot Hooker from Naval Air Station Whidbey Island, Washington, led the race from the beginning, finishing his 1500-meter swim in just 17:46.

The Army's Capt. Nicholas Sterghos from Fort Sill, Oklahoma, was 53 seconds behind on the swim and finished the triathlon second with an overall time of 1:52:50.

Army 2nd Lt. Gene Barrett LeHardy, from Fort Eustis, Virginia, finished in third place overall with a time of 1:53:04, a personal best. "But Kyle Hooker owned the race," LeHardy said.

Hooker biked the 40 kilometers in 58:02, one second slower than Sterghos and LeHardy, who both finished their laps around the lake in 58:01 -- but of course Hooker was still well out in front.

Hooker said being out front in the gusting winds took somewhat of a toll on him.

"The bike ride was the hardest part," he said, explaining that when heading into the southerly winds, he was biking up to 10 miles slower than when pedaling north.

"I was getting more tired than the pack behind us," Hooker said.

He jumped off the bike, however, to run the fastest 10 kilometers of his career at 34:46. "It was a really good race for me," Hooker said.

"Hammond was certainly one of my better competitions," said LeHardy, whose placement earned him a first-time spot on the Armed Forces Triathlon Team, which will compete at the Military World Games later this year in South Korea.

Air Force 2nd Lt. Cody Bohachek of Fort Wayne, Indiana, finished the triathlon fourth with a time of 1:54:23; Ensign Clay Petty of the U.S. Naval Academy, finished fifth at 1:55:24; and Air Force Maj. James Bales of Nellis Air Force Base, Nevada, finished sixth with a combined time of 1:56:30.

Based on their times, all six were selected for the Armed Forces Triathlon Team that will compete in Korea. Hooker has been on the Armed Forces Triathlon Team for seven years, but he said this year is the first time he will have an opportunity to compete in the Military World Games, Sept. 2-12 in Korea, and he's excited about it.



---

## WOMEN'S TEAM TITLE

Since only the top three women from each squad count in team scoring, the Army easily took the team championship with Franzese finishing first and runners coming in third and fourth.

Second place was claimed by Air Force Maj. Jamie Turner, of Joint Base Charleston, South Carolina, who had an overall time of 2:15:28.

Army 2nd Lt. Jessica Clay, from Camp Casey, Korea, finished third after beginning with a strong swim of 20:14 and a combined time of 2:16:29.

Army 2nd Lt. Justine Emge, an Apache attack helicopter pilot, with the Missouri National Guard, now attending flight training at Fort Rucker, Alabama, finished the race in fourth place with a time of 2:18:26.

Emge actually finished the swim - the first leg of the race - in first place with a time of 20:09 alongside Clay, who swam 20:14.

"It's nice to come out of the water in front of the pack," Emge said. But she fell back some on the biking and then the run, as the cold and rain was a factor. She said the wind was gusting from 15 to 25 mph on the bike course, making it a challenge.

"Really, no triathlon ever goes as planned," she said. "The wind, even on the run, was brutal."

"There were some strong crosswinds on the bike that were particularly challenging," Franzese said, though she was able to close the gap some before going into the run. Her group alternated drafting and "worked really well together." They passed all but two of the women and she moved into first place just before mile two of the run.

The Army team took first place with only eight points. Air Force women took second place with 17 points and the Navy women came in third place with 31 points. The Marines were disqualified.

## MEN'S TEAM RESULTS

The top six finishers for each squad count in men's triathlon team scoring.

With the Navy and Air Force tied at 50 points, seventh competitor on each team determined the champion. Air Force Capt. Brett King, of Beale Air Force Base, ran 2:00:35 to beat out the Navy's seventh competitor, Ensign Christopher Brahm, from the U.S. Naval Academy in Annapolis, Maryland. Brahm finished at 2:01:17.

The Air Force men thus took first place and Navy second. The Army took third with 84 points and the Marine Corps finished in fourth place with 142 points.

## LOOKING AHEAD

The 2015 Armed Forces Championship was held in conjunction with Leon's Triathlon in Hammond, Indiana. The service members began separately out in front of the other triathlon participants, whose start time was held up due to the weather. Results of the military competitors were used to select the Armed Forces Triathlon Team, which will be representing the United States at the Military World Games in South Korea, Oct. 2-11.

Franzese, Clay and Emge made the women's team, along with Navy Lt. j.g. Jessica Hafey from San Diego, who finished the triathlon in fourth place at 2:18:4; Marine Corps Capt. Christine Taranto of Monterey, California, who finished in fifth place with a time of 2:18:57; and Air Force Capt. Stephanie Mitchell of Fort Meade, Maryland, who finished at 2:20:05.

Hooker, Sterghos, LeHardy, Bohachek, Petty and Bales will run for the men.

"I am very much looking forward to CISM [International Military Sports Council] and the opportunity to represent the U.S. military at the World Military Games in October," said LeHardy about the event in South Korea this fall.







**22-24 MAY  
DETROIT, MI**

# VOLLEYBALL

## 2015 Armed Forces Volleyball Championship

Date	22-24 May 2015
Host Site	COBO Center, Detroit, MI
Project Officer	Mr. Medley
Tournament Director	Mr. George Egan
Held in conjunction with USA Volleyball National Championship	

### ARMED FORCES REPRESENTATIVES IN ATTENDANCE

Army	Mr. Anthony Poore
Marine Corps	Mr. Jim Medley
Navy	Mr. James Senn
Air Force	Mr. Alex Africa
AFSCS Rep	Mr. Kenneth Polk

### FINAL ARMED FORCES TEAM STANDINGS—WOMEN'S CHAMPIONSHIP

		Wins	Losses
1st Place	Army	2	0
2nd Place	Air Force	1	1
3rd Place	Navy	0	2

### FINAL ARMED FORCES TEAM STANDINGS—MEN'S CHAMPIONSHIP

		Wins	Losses
1st Place	Air Force	2	0
2nd Place	Navy	1	1
3rd Place	Army	0	2



**2015 USA VOLLEYBALL OPEN NATIONAL CHAMPIONSHIP  
2015 ARMED FORCES VOLLEYBALL CHAMPIONSHIP  
2015 CISM BI-LATERAL TOURNAMENT**

**WOMEN'S RESULTS**

U.S. Air Force Women	v.	CISM Canada Women	25-17, 25-19
U.S. Army Women	v.	U.S. Navy Women	25-18, 25-12
U.S. Army Women	v.	U.S. Air Force Women	18-25, 25-23, 16-14
CISM Canada Women	v.	U.S. Navy Women	25-11, 25-12
U.S. Air Force Women	v.	U.S. Navy Women	25-13, 25-16
U.S. Army Women	v.	CISM Canada Women	17-25, 25-18, 15-4

CISM International Bi-Lateral Final Standings:

U.S. Army Women	3 – 0
U.S. Air Force Women	2 – 1
CISM Canada Women	1 – 2
U.S. Navy Women	0 – 3

U.S. Armed Forces Standings:

- 1st Place – U.S. Army Women
- 2nd Place – U.S. Air Force Women
- 3rd Place – U.S. Navy Women

Overall A-Division Records:

		W – L
U.S. Air Force Women	10th Place	5 – 3
CISM Canada Women	11th Place	3 – 5
U.S. Army Women	13th Place	3 – 3
U.S. Navy Women	19th Place	2 – 5



**2015 USA VOLLEYBALL OPEN NATIONAL CHAMPIONSHIP  
2015 ARMED FORCES VOLLEYBALL CHAMPIONSHIP  
2015 CISM BI-LATERAL TOURNAMENT**

**MEN'S RESULTS**

CISM Canada Men	v.	U.S. Navy Men	25-19, 25-22
U.S. Air Force Men	v.	U.S. Army Men	21-25, 25-23, 15-11
U.S. Air Force Men	v.	Navy Men	25-19, 25-22
U.S. Navy Men	v.	U.S. Army Men	25-21, 25-18
CISM Canada Men	v.	U.S. Army Men	25-21, 25-21
U.S. Air Force Men	v.	CISM Canada Men	25-20, 25-19

CISM International Bi-Lateral Final Standings:

U.S. Air Force Men	3 – 0
CISM Canada Men	2 – 1
U.S. Navy Men	1 – 2
U.S. All Army Men	0 – 3

U.S. Armed Forces Standings:

- 1st Place – U.S. Air Force Men
- 2nd Place – U.S. Navy Men
- 3rd Place – U.S. Army Men

Overall A-Division Records:

		W – L
U.S. Air Force Men	11th Place	5 – 3
CISM Canada Men	13th Place	4 – 4
U.S. Army Men	27th Place	3 – 5
U.S. Navy Men	29th Place	1 – 6



---

### **ALL—ARMED FORCES WOMEN’S TEAM**

SGT Kamille King (ARMY), Indiana Army National Guard  
1stLt Maria Ralston (AIR FORCE), Spangdahlem AB, Germany  
SGT Ettie Baker (ARMY), Washington Army National Guard  
SPC Latoya Marshal (ARMY), Ft Sill, OK  
1stLt Abbie Hall (AIR FORCE), Wright-Paterson AFB, OH  
1LT Alexandra Giraud (ARMY), Schofield Barracks, HI  
LS2 Jennifer Thia (NAVY), Ososuka, Japan  
LT Jesselyn Johnston (NAVY), STRATEGIC SPALIFT OFFICER PROGRAM  
SGT Alona Brinson (ARMY), Camp Casey, South Korea  
LSSN Agatha Baliddawa (NAVY), JEB LC  
Capt Michele Harrington (AIR FORCE), Ramstein AB, Germany  
1stLt Natasha Miller (AIR FORCE), Hanscom AFB, MA  
Head Coach: Sherri Lagasse-Randall (ARMY), Ft Steward, GA

### **ALL—ARMED FORCES MEN’S TEAM**

AWRCS John Goings (NAVY), NAS Jacksonville, FL  
SSG John Taitin (ARMY), Army Reserve, HI  
SSG Dennis Lewis (ARMY), JB Lewis-McChord, WA  
1stLt Anthony Emtman (AIR FORCE), Dover AFB, DE  
SrA Michael Sofley (AIR FORCE), Beale AFB, CA  
SPC Eric Latson (ARMY), JB Lewis-McChord, WA  
ABE2 Sheldon Lucius (NAVY), NAS Lemoore  
ENS Charles Bell (NAVY), Port Hueneme, CA  
SGT Fani Maugelei ((ARMY), Army Reserve, America Samoa  
1stLt Karl Grosselin (AIR FORCE), Wreight-Patterson AFB, OH  
SrA Evan Larochele (AIR FORCE), Edwards AFB, CA  
A1C Killian Richardson (AIR FORCE), JB San Antonio, TX  
Head Coach: LTC Thomas Klemas (AIR FORCE), JB Anacostia-Bolling AFB, MD  
Asst Coach: Col Billy Barnes (AIR FORCE), Wright Patterson AFB, OH  
Team Captain: Mr. Rod Fletcher (AIR FORCE), Hanscomb AFB, MA

**All-Armed Forces Women’s Team vs. CISM Canada Women’s Team International Friendly Match  
USA 2—Canada 1 (25-22, 20-25, 15-10)**

**All-Armed Forces Men’s Team vs. CISM Canada Men’s Team International Friendly Match  
Canada 2—USA 0 (25-16, 25-20)**



## 2015 Armed Forces Volleyball Championship



### 2015 ARMED FORCES INDOOR VOLLEYBALL CHAMPIONSHIP TEAM ROSTER 20-25 May – Detroit, MI (At USA Nationals)



#### U.S. ARMY - WOMEN

Rank	Last Name	First Name	Position	Height	Duty Station	Home Town
1LT	ANGULO	YOMAVELING	L	5'6"	Army Reserve	Pembroke Pines, FL
SGT	BRINSON	ALONA	MB/OH	6'2"	Camp Casey, South Korea	Atlanta, GA
1LT	GIRAUD	ALEXANDRA	OH	5'10"	Schofield Barracks, HI	Petaluma, CA
SGT	KING	KAMILLE	L	5'7"	Army National Guard	Muncie, IN
SPC	LAWSON	JACQUELINE	S	5'5"	Schofield Barracks, HI	Killeen, TX
SPC	MARSHALL	LATOYA	OH	5'11"	Ft. Sill, OK	Pago Pago, American Samoa
SGT	PUNIMATA	ETTIE	S	5'9"	Army National Guard	Tacoma, WA
SGT	TILO	LISA	MB/OH	5'9"	Ft. Bragg, NC	Ft. Bragg, NC

Rank	Last Name	First Name	Title	Duty Station	Home Town
SSG	LAGASSE-RANDALL	SHERRI	Coach	Ft. Stewart, GA	St. Augustine, FL
			Asst. Coach		
			OIC		
			Medical		
CIV	POORE	ANTHONY	Service Rep.	JBSA Fort Sam Houston, TX	San Antonio, TX



### 2015 ARMED FORCES INDOOR VOLLEYBALL CHAMPIONSHIP TEAM ROSTER 20-25 May – Detroit, MI (At USA Nationals)



#### U.S. ARMY - MEN

Rank	Last Name	First Name	Position	Height	Duty Station	Home Town
PFC	DE LEON TORRES	FROYDAN	DS	5'10"	Ft. Bragg, NC	Vega Baja, PR
SSG	DEPOUW	RONALD	MB	6'9"	Army Recruiting	Madison, WI
PVT	DOCTOR	THOMAS	MB	6'4"	Camp Carroll, South Korea	Oceanside, CA
SGT	GORASH	ARTIOM	L	5'10"	Joint Base Elmendorf-Richardson, AK	Tacoma, WA
CPT	JUDKINS	JASON	OH/OPP	6'	Schofield Barracks, HI	Green Bay, WI
SFC	LATSON	ERIC	MB/OH	5'11"	Joint Base Lewis-McChord, WA	Miami, FL
SPC	LEE	BENJAMIN	S	6'2"	Army National Guard	Kansas City, MO
SSG	LEWIS	DENNIS	OH	6'3"	Joint Base Lewis-McChord, WA	San Diego, CA
SGT	MAUGALEI	FEALOFANI	OH	5'11"	Army Reserve	Pago Pago, American Samoa
PFC	MERTENS	KORY	OH/OPP	6'1"	Ft. Carson, CO	Tumwater, WA
SPC	TAGALOA	MOLA	MB	6'2"	Ft. Bragg, NC	Masefau, American Samoa
SSG	TAITIN	JOHN	S	5'11"	Army Reserve	Ewa Beach, HI

Rank	Last Name	First Name	Title	Duty Station	Home Town
CW4	RICHMOND	CRAIG	Coach	SHAPE, Belgium	Eureka, CA
			Asst. Coach		
CIV	EVANS	JOSH	OIC	Ft. Indiantown Gap, PA	Ft. Indiantown Gap, PA
			Medical		
CIV	POORE	ANTHONY	Service Rep.	JBSA Fort Sam Houston, TX	San Antonio, TX



**2015 ARMED FORCES INDOOR VOLLEYBALL CHAMPIONSHIP TEAM ROSTER**  
**20-25 May – Detroit, MI (At USA Nationals)**



**U.S. NAVY - WOMEN**

Rank	Last Name	First Name	Position	Height	Duty Station	Home Town
HM3	SWANSON	ALEXA	RS	70	NAVAL HOSPITAL BEAUFORT	PORTLAND, OREGON
AE2	LINDSAY	DANIEL	OH	68	VP-8 NAS JAX FLORIDA	BELLINGHAM, WA
LSSN	BALIDDAWA	AGATHA	MB/OH	73	JEB LC	BALTIMORE, MD
CTN2	ABRAMSON	KELLY	DS/S	567	NIOC GEORGIA	BROOKEVILLE, MD
PS3	BELL	TIFFANY	S/DS	65	NAS JAX	MOBILE, AL
AE3	THANGATHURAI	CARISSA	RS	69	NAWS CHINA LAKE	WALNUT CREEK, CA
OS1	WANDTKE	AMBER	OH	68	TACRON 22 (JEBLC)	BLOOMFIELD, NM
LT	GRIDER	ELIZABETH	OH/RS/M	72	ANNAPOLIS, MD	MARION, IN
SL2	COLEMAN	AIYANNA	MB	68	SEAL TEAM SEVENTEEN	SAN DIEGO, CA
AO2	VANCE	OLLIE	S	66	VFA-122 NAS LEMOORE	SAN DIEGO, CA
LS2	THAI	JENNIFER	S/DS	63	OKOSUKA, JAPAN	SAN JOSE, CA
LT	JOHNSTON	JESSELYN	MB/OH	69	STRATEGIC SPALIFT OFFICER PR	HAVELOCK, NC

Rank	Last Name	First Name	Title	Duty Station	Home Town
CDR (RE)	HOLCOMB	ROSS	Coach	RETIRED	CORONADO, CA
LCDR	KARWAN	KERRY	Asst. Coach	CG-IMAT	OAKLAND, OR
CIV	HAMMERSTAD	RITA	OIC	NAVAL STATION MAYPORT	BRAINTREE, MA
			Medical		
CIV	Senn	James	Service Rep.	CNICHQ, Washington, DC	Glenwood, MD



**2015 ARMED FORCES INDOOR VOLLEYBALL CHAMPIONSHIP TEAM ROSTER**  
**20-25 May – Detroit, MI (At USA Nationals)**



**U.S. NAVY - MEN**

Rank	Last Name	First Name	Position	Height	Duty Station	Home Town
SN	LENO	DANIEL	L	66	USS PIONEER SASEBO, JAPAN	OCOEE, FL
AWR1	JIRRELS	MATTHEW	OH	68	HSM 40 MAYPORT, FL	ARLINGTON, TX
ABE2	LUCIUS	SHELDON	OH	68	NAS LEMOORE	PEARL CITY, HI
ENS	FOURNIER	EDWARD	OH	75	LITTLE CREEK, VA	MAGNOLIA TX
ENS	BRITTON	DEREK	M	77	LITTLE CREEK, VA	BURNT HILLS, NY
ME1	ANDERSON	TIMOTHY	OH	73	SRFTC CHARLESTON, SC	THOUSAND OAKS, CA
AWRCS	GOINGS	JOHN	S	72	NAS JAX, FL	COLUMBUS, OH
HN	MINNICH	MICHAEL	O	78	CAMP PENDLETON, CA	SAN DIEGO, CA
AWO2	PHILLIPS	DANIEL	OH	77	PATROL SQUADRON 4, HI	STREET, MD
MASN	GRUNAU	RYAN	M	75	KINGS BAY, GA	YORBA LINDA, CA
ENS	BELL	CHARLES	S	75	PORT HUENEME, CA	HALEIWA, HI
ND2	HEBARD	RYAN	M	76	ASTC PENSACOLA, FL	NILES, MI

Rank	Last Name	First Name	Title	Duty Station	Home Town
CIV	BREWINGTON	SHANN	Coach		WINSTON SALEM, NC
CIV	WEST	ROY	Asst. Coach		MOCKSVILLE, NC
DOD	HAMMERSTAD	RITA	OIC	NAVAL STATION MAYPORT, FL	BRAINTREE, MA
			Medical		
CIV	Senn	James	Service Rep.	CNCIHQ, Washington, DC	Glenwood, MD

## 2015 Armed Forces Volleyball Championship



### 2015 ARMED FORCES INDOOR VOLLEYBALL CHAMPIONSHIP TEAM ROSTER 20-25 May – Detroit, MI (At USA Nationals)



#### U.S. AIR FORCE - WOMEN

Rank	Last Name	First Name	Position	Height	Duty Station	Home Town
Capt	Flaherty	Erin	OH/S	5'7"	MacDill AFB, FL	Hollis, NH
Capt	Harrington	Michelle	M/RS	5'5"	Ramstein AB, GE	Phoenix, AZ
Capt	Stewart	Kristina	OH/RS	5'10"	Los Angeles AFB, CA	Phoenix, AZ
1st Lt	Miller	Natasha	M/RS	5'6"	Hanscom AFB, MA	Cincinnati, OH
1st Lt	Meinig	Katherine	OH/RS	5'8"	Wright-Patterson AFB, OH	Paola, KS
1st Lt	Ralston	Maria	S	5'5"	Spangdahlem AB, DE	Fairfax, VA
1st Lt	Hall	Abby	OH	6'0"	Wright-Patterson AFB, OH	Louisville, KY
SSgt	Mahlerwein	Misty	DS	5'8"	Wright-Patterson AFB, OH	Cincinnati, OH
A1C	Gonzalez	Jessica	DS	5'2"	MacDill AFB, FL	Whittier, CA
	Madrid	Samantha	MB/OH	6'1"	Joint Base Anacostia-Bolling	Downey, CA
SrA	Neel	Abigail	OH/RS	5'9"	McConnell AFB, KS	Colorado Springs, CO

Rank	Last Name	First Name	Title	Duty Station	Home Town
Civ	Kekahuna	Lani	Coach	Eglin AFB, FL	Honolulu, HI
			Asst. Coach		
			OIC		
			Medical		
TSgt	Africa	Alexander	Service Rep.	Peterson AFB, CO	Ventura, CA



### 2015 ARMED FORCES INDOOR VOLLEYBALL CHAMPIONSHIP TEAM ROSTER 20-25 May – Detroit, MI (At USA Nationals)



#### U.S. AIR FORCE - MEN

Rank	Last Name	First Name	Position	Height	Duty Station	Home Town
Lt Col	Klemas	Thomas	OH	6'2"	Washington D.C.	Boston, MA
Capt	McKeever	Ty	OH	6'4"	Shaw AFB, SC	Laguna Niguel, CA
1LT	Grosselin	Karl	S	6'3"	Wright Patterson AFB, OH	Dayton, OH
1LT	Livermore	Riley	OH	6'4"	Wright Patterson AFB, OH	Phoenix, AZ
2LT	Plascencia	Kevin	OH	6'3"	Hanscom AFB, MA	Las Vegas, NV
2LT	Emtman	Anthony	OH	6'7"	Dover, AFB	Valleyford, WA
TSgt	Lafaurie	Christopher	L	5'9"	Ramstein AB, Germany	Barrigada, Guam
SSgt	Figueroa	Miguel	S	5'8"	Spangdahlem AB, Germany	Ponce, PR
SrA	LaRochelle	Evan	OH	5'9"	Edwards AFB, CA	Hilo, HI
SrA	Sofley	Michael	MB	6'5"	Beale AFB, CA	Valencia, CA
A1C	Richardson	Killian	MB	6'6"	Ft Sam Houston, TX	Cincinnati, OH

Rank	Last Name	First Name	Title	Duty Station	Home Town
Col	Barnes	Waldemar	Coach	Wright Patterson AFB, OH	Miami, FL
Mr	Szymanski	Kevin	Asst. Coach	N/A	Chicago, IL
			OIC		
Capt	Heger	Aspen	Medical	USMA, West Point, NY	Longmont, CO
			Service Rep.		



---

## Army Women three-peat and Air Force Men un-seat Army for Armed Forces Gold

With a slim roster of eight players, Army Women captured their third consecutive Armed Forces title defeating Navy 2-0 and Air Force 2-1. In men's action, Air Force returned to the top of the podium after beating Navy 2-0 and stopping Army's four-year championship run, winning 2-1 at the COBO Center in Detroit, Mich. from May 22-24.



The U.S. Armed Forces Volleyball Championship, held in conjunction with the USA Volleyball Open Nationals, featured men and women teams from the Army, Navy, Air Force and Coast Guard competing in the A-Division. Joining the Service teams in pool play were the Canadian Armed Forces men and women volleyball teams.

Army Women, led by head coach Staff Sgt. Sherri Lagasse-Randall of Fort Steward, Ga., swept the Service teams within the first round of pool play to take Armed Forces gold. Army advanced in the A-Division of the USA Volleyball Open and finished 13th overall with a record of 3-3.

Air Force women took silver in Armed Forces action and advanced further in round two of the A-Division than any other Service, finishing 10th overall with a record of 5-3. Navy women finished 19th overall in the A-Division and the Canadian Armed Forces finished 11<sup>th</sup>.

Air Force women took silver in Armed Forces action and advanced further in round two of the A-Division than any other Service, finishing 10th overall with a record of 5-3. Navy women finished 19th overall in the A-Division and the Canadian Armed Forces finished 11<sup>th</sup>.

On the men's side, Air Force captured their first Armed Forces Gold since 2010 ending Army's impressive run. Air Force swept the Service teams in the first round of pool play and finished 11th with a 5-3 record.

In his last competition, Senior Chief Petty Officer John Goings of Naval Air Station Jacksonville, Fla., anchored Navy to their third consecutive Armed Forces silver, finishing 29th overall in the A-Division. Goings has competed in 15 Armed Forces Championships and has been a member of four U.S. Armed Forces Volleyball and Beach Volleyball teams throughout his military career.

Army finished 27th overall in the A-Division. Canada placed 13th overall with a final record of 4-4.

After the A-Division concluded, USA Volleyball hosted the Conseil International du Sport Militaire (CISM) Bi-Lateral Competition between USA and Canada. The top players from the U.S. the Army, Navy and Air Force were selected to represent the U.S. Armed Forces against our northern neighbors.

In close action, the U.S. Women's Armed Forces team defeated the Canadians 2-1 (25-22, 20-25, 15-10). In men's action, Canada defeated the U.S. Men 2-0 (25-16, 25-20) to close out the CISM competition.





# WRESTLING

**25-29 MARCH  
FORT CARSON, CO**

## 2015 Armed Forces Wrestling Championship

---

Date	25-29 March 2015
Host Site	Fort Carson, CO
Installation Commander	COL Joel Hamilton
Project Officer	Mrs. Martha Reed
Tournament Director	Mrs. Martha Reed

### **ARMED FORCES REPRESENTATIVES IN ATTENDANCE**

Army	Ms. Claudia Berwager
Marine Corps	Mr. Jim Medley
Navy	Mr. James Senn
Air Force	Mr. Floyd Winters
AFSCS	Mr. Kenneth Polk

### **CHAMPIONSHIP REFEREES**

Richard Tucci (Head Referee)  
Danny Blackshear  
James Diehl  
David Errett  
Nicholas Kindred  
Tim Pierson  
Roy Scott  
William Stecklein

### **FINAL OVERALL TEAM STANDINGS**

		Points
1st Place	Army	172
2nd Place	Marine Corps	121
3rd Place	Air Force	80
4th Place	Navy	70

### **FINAL GRECO-ROMAN TEAM STANDINGS**

		Points
1st Place	Army	87
2nd Place	Marine Corps	53
3rd Place	Air Force	34
4th Place	Navy	33

### **FINAL FREESTYLE TEAM STANDINGS**

		Points
1st Place	Army	85
2nd Place	Marine Corps	68
3rd Place	Air Force	46
4th Place	Navy	37

---

## GRECO-ROMAN MEDALISTS

59KG - 1stLt Aaron Kalil (Marine Corps), MCB Quantico, VA  
Silver -SGT Max Nowry (Army), Ft Carson, CO

66KG - 1stLt Bryce Saddoris (Marine Corps), Camp Lejeune, NC  
Silver - SGT Jamel Johnson (Army), Ft Carson, CO

71KG - PV2 Michael Hooker (Army), Ft Carson, CO  
Silver - 1stLt Robby Neill (Marine Corps), Camp Lejeune, NC

75KG - SGT Justin Lester (Army), Ft Carson, CO  
Silver - 1stLt Michael Brant (Marine Corps), Camp Lejeune, NC

80KG - SSG Aaron Sieracki (Army), Ft Carson, CO  
Silver - MSgt Sherwin Severin (Air Force), Bolling AFB, MD

85KG - PO3 James Souza (Navy), USS America, NB San Diego, CA  
Silver - CPT Jon Anderson (Army), Ft Carson, CO

98KG - SGT Caylor Williams (Army), Ft Carson, CO  
Silver - A1C Eric Lapotsky (Air Force) Barksdale AFB, LA

130KG - SSGt David Arendt (Marine Corps), Camp Lejeune, NC  
Silver - SPC Matthew Lamb (Army), Tennessee National Guard

## MEN'S FREESTYLE RESULTS

57KG - SGT Max Nowry (Army), Ft Carson, CO  
Silver - LCpl Ruben Navejas (Marine Corps), Camp Lejeune, NC

61KG - CPT William Simpson (Army), Ft Carson, CO  
Silver - 1stLt Aaron Kalil (Marine Corps), MCB Quantico, VA

65KG - 1stLt Cole Vonohlen (Air Force), Colorado Springs, CO  
Silver - 1stLt Bryce Saddoris (Marine Corps), Camp Lejeune, NC

70KG - SGT Vlad Dombrovsky (Army), Ft Carson, CO  
Silver - 1stLt Robby Neill (Marine Corps), Camp Lejeune, NC

74KG - SGT Moza Faye (Army), Ft Carson, CO  
\*Silver –AMN Tyler Westlund (Air Force), Scott AFB, IL  
1stLt Michael Brant (Marine Corps), Camp Lajeune, NC  
PO3 Ronald Latimer (Navy), USS America, NB San Diego, CO

86KG - PFC Victor Terrell (Army), Ft Carson, CO  
Silver - PO3 James Souza (Navy), USS America, NB San Diego, CA

97KG - A1C Eric Lapotsky (Air Force), Barksdale AFB, LA  
Silver - LCpl Dustin Lewis (Marine Corps), Camp Lejeune, NC

125KG - SSGt David Arendt (Marine Corps), Camp Lejeune, NC  
Silver - SPC Sean Owen (Army), Schofield Barracks, HI

\*Three-way tie for the Silver Medal

## WOMEN'S FREESTYLE RESULTS

CPT Leigh Provisor (Army), Ft Carson, CO def Cpl Melissa Apodaca (Marine Corps), Camp Lejeune, NC

### GRECO-ROMAN INDIVIDUAL RESULTS

#### ARMY 29, NAVY 4

- 59 kg – Max Nowry (Army) def. Angel Oliveras (Navy), tech fall 8-0
- 66 kg – Jamel Johnson (Army) def. Josh Walborn (Navy), tech fall 11-0
- 71 kg – Michael Hooker (Army) def. Bobby Yamashita (Navy), fall 2:29
- 80 kg – Justin Lester (Army) def. Ronald Latimer (Navy), tech fall 9-0
- 85 kg – James Souza (Navy) def. Jon Anderson (Army), tech fall 8-0
- 98 kg – Caylor Williams (Army) def. Antonio Harris (Navy), tech fall 11-0
- 130 kg – Matt Lamb (Army) def. Teddy Gardner (Navy), tech fall 8-0

#### MARINES 23, AIR FORCE 13

- 59 kg – Aaron Kalil (Marines) def. Randy Duncan (Air Force), tech fall 10-2
- 66 kg – Bryce Saddoris (Marines) def. Nathan Higgins (Air Force), tech fall 10-0
- 71 kg – Robby Neill (Marines) def. Ryan Vottero (Air Force), tech fall 8-0
- 75 kg – Michael Brant (Marines) def. Tyler Westlund (Air Force), tech fall 12-4
- 80 kg – Sherwin Severin (Air Force) def. Daniel Matthews (Marines), 4-4
- 85 kg – Brandon Johnson (Air Force) def. Tim Stahl (Marines), tech fall 12-2
- 98 kg – Eric Lapotsky (Air Force) def. Dustin Lewis (Marines), tech fall 8-0
- 130 kg – David Arendt (Marines) WIN by forfeit

#### ARMY 34, AIR FORCE 0

- 59 kg – Max Nowry (Army) def. Randy Duncan (Air Force), tech fall 8-0
- 66 kg – Jamel Johnson (Army) def. Nathan Higgins (Air Force), tech fall 10-0
- 71 kg – Michael Hooker (Army) def. Ryan Vottero (Air Force), tech fall 16-0
- 75 kg – Justin Lester (Army) def. Tyler Westlund (Air Force), fall 1:02
- 80 kg – Aaron Sieracki (Army) def. Sherwin Severin (Air Force), 4-0
- 85 kg – Jon Anderson (Army) def. Brandon Johnson (Air Force), tech fall 8-0
- 98 kg – Caylor Williams (Army) def. Eric Lapotsky (Air Force), inj. def.
- 130 kg – Matt Lamb (Army) def. Joel Bane (Air Force), tech fall 10-0

#### MARINES 21, NAVY 12

- 59 kg – Aaron Kalil (Marines) def. Angel Oliveras (Navy), tech fall 9-0
- 66 kg – Bryce Saddoris (Marines) def. Josh Walborn (Navy), tech fall 8-0
- 71 kg – Robby Neill (Marines) def. Bobby Yamashita (Navy), 5-0
- 75 kg – Michael Brant (Marines) def. Ronald Latimer (Navy), tech fall 12-4
- 80 kg – Joshua Moulton (Navy) def. Daniel Matthews (Marines), tech fall 8-0
- 85 kg – James Souza (Navy) def. Tim Stahl (Marines), tech fall 12-0
- 98 kg – Antonio Harris (Navy) def. Dustin Lewis (Marines), 6-2
- 130 kg – David Arendt (Marines) def. Teddy Gardner (Navy), fall 1:46

#### ARMY 24, MARINES 9

- 59 kg – Aaron Kalil (Marines) def. Max Nowry (Army), 4-4
- 66 kg – Bryce Saddoris (Marines) def. Jamel Johnson (Army), 7-0
- 71 kg – Michael Hooker (Army) def. Robby Neill (Marines), tech fall 8-0
- 75 kg – Justin Lester (Army) def. Michael Brant (Marines), tech fall 8-0
- 80 kg – Aaron Sieracki (Army) def. Daniel Matthews (Marines), pin 0:57
- 85 kg – Jon Anderson (Army) def. Tim Stahl (Marines), tech fall 9-0
- 98 kg – Caylor Williams (Army) def. Dustin Lewis (Marines), fall 0:50
- 130 kg – David Arendt (Marines) def. Matt Lamb (Army), 3-1

#### AIR FORCE 21, NAVY 17

- 59 kg – Randy Duncan (Air Force) def. Angel Oliveras (Navy), tech fall 10-2
- 66 kg – Nathan Higgins (Air Force), def. Josh Walborn (Navy), pin 0:37
- 71 kg – Bobby Yamashita (Navy) def. Ryan Vottero (Air Force), tech fall 8-0
- 75 kg – Tyler Westlund (Air Force) def. Ronald Latimer (Navy), tech fall 13-4
- 80 kg – Sherwin Severin (Air Force) def. Joshua Moulton (Navy), 6-4
- 85 kg – James Souza (Navy) def. Brandon Johnson (Air Force), fall 2:07
- 98 kg – Eric Lapotsky (Air Force) def. Antonio Harris (Navy), fall 5:12
- 130 kg – Teddy Gardner (Navy) def. Joel Bane (Air Force), fall 0:20

---

## FREESTYLE INDIVIDUAL RESULTS

### ARMY 35, NAVY 4

57 kg – Max Nowry (Army) def. Angel Oliveras (Navy), tech fall 12-0  
61 kg – William Simpson (Army) def. Sheldon Wilder (Navy), fall 1:43  
65 kg – Warren Stewart (Army) def. Adam Montoya (Navy), tech fall 12-2  
70 kg – Vlad Dombrosky (Army) def. Blake Borges (Navy), tech fall 12-1  
74 kg – Moza Fay (Army) def. Ronnie Latmer (Navy), fall 0:24  
86 kg – Victor Terrell (Army) def. James Souza (Navy), tech fall 12-1  
97 kg – Meza Endhyr (Army) def. Keenan Feldpausch (Navy), tech fall 14-6  
125 kg – Sean Owen (Army) def. Teddy Gardner (Navy), fall 0:53

### AIR FORCE 19, MARINES 18

57 kg – Rueben Navejas (Marines) def. Jeffrey Warra (Air Force), tech fall 11-0  
61 kg – Aaron Kalil (Marines) def. Tyler Knepper (Air Force), tech fall 10-0  
65 kg – Cole VonOhlen (Air Force) def. Bryce Saddoris (Marines), tech fall 16-6  
70 kg – Robby Neill (Marines) def. Ryan Vottero (Air Force), tech fall 14-3  
74 kg – Tyler Westlund (Air Force) def. Michael Brant (Marines), fall 3:38  
86 kg – Brandon Johnson (Air Force) def. Dan Matthews (Marines), tech fall 11-0  
97 kg – Eric Lapotsky (Air Force) def. Dustin Lewis (Marines), fall 2:32  
125 kg – David Arendt (Marines) WIN by forfeit

### ARMY 22, MARINES 14

57 kg – Max Nowry (Army) def. Rueben Navejas (Marines), 9-2  
61 kg – William Simpson (Army) def. Aaron Kalil (Marines), fall 5:32  
65 kg – Bryce Saddoris (Marines) def. Warren Stewart (Army), tech fall 16-4  
70 kg – Vlad Dombrosky (Army) def. Robby Neill (Marines), tech fall 13-0  
74 kg – Moza Fay (Army) def. Michael Brant (Marines), tech fall 11-0  
86 kg – Victor Terrell (Army) def. Dan Matthews (Marines), tech fall 10-0  
97 kg – Dustin Lewis (Marines) def. Meza Endhyr (Army), inj 1:13  
125 kg – David Arendt (Marines) def. Sean Owen (Army), tech fall 12-1

### NAVY 22, AIR FORCE 15

57 kg – Jeffrey Warra (Air Force) def. Angel Oliveras (Navy), fall 4:39  
61 kg – Sheldon Wilder (Navy) def. Tyler Knepper (Air Force), tech fall 13-0  
65 kg – Cole VonOhlen (Air Force) def. Adam Montoya (Navy), fall 0:41  
70 kg – Blake Borges (Navy) def. Ryan Vottero (Air Force), 11-6  
74 kg – Ronnie Latmer (Navy) def. Tyler Westlund (Air Force), inj. 3:00  
86 kg – James Souza (navy) def. Brandon Johnson (Air Force), fall 2:54  
97 kg – Eric Lapotsky (Air Force) def. Keenan Feldpausch (Navy), tech fall 10-0  
125 kg – Teddy Gardner (Navy) def. Joel Bane (Air Force), fall 0:41

### ARMY 27, AIR FORCE 12

57 kg – Max Nowry (Army) def. Jeffrey Warra (Air Force), tech fall 12-1  
61 kg – William Simpson (Army) def. Tyler Knepper (Air Force), fall 2:47  
65 kg – Cole VonOhlen (Air Force) def. Warren Stewart (Army), fall 1:59  
70 kg – Vlad Dombrosky (Army) def. Ryan Vottero (Air Force), tech fall 12-1  
74 kg – Moza Fay (Army) WIN by forfeit  
86 kg – Victor Terrell (Army) def. Brandon Johnson (Air Force), tech fall 10-0  
97 kg – Eric Lapotsky (Air Force) WIN by forfeit  
125 kg – Shawn Owen (Army) WIN by forfeit

### MARINES 31, NAVY 5

57 kg – Rueben Navejas (Marines) def. Angel Oliveras (Navy), tech fall 10-0  
61 kg – Aaron Kalil (Marines) def. Sheldon Wilder (Navy), 5-3  
65 kg – Bryce Saddoris (Marines) def. Adrian Montoya (Navy), fall 0:26  
70 kg – Robby Neill (Marines) def. Blake Borges (Navy), 6-0  
74 kg – Michael Brant (Marines) def. Ronnie Latmer (Navy), fall 4:00  
86 kg – James Souza (Navy) def. Dan Matthews (Marines), tech fall 11-1  
97 kg – Dustin Lewis (Marines) def. Keenan Feldpausch (Navy), fall 0:35  
125 kg – David Arendt (Marines) def. Teddy Gardner (Navy), fall 1:17

## 2015 Armed Forces Wrestling Championship



### ARMED FORCES WRESTLING CHAMPIONSHIP TEAM ROSTER 25-29 March 2015 - Fort Carson, CO U.S. ARMY



Rank	Last Name	First Name	GR/FS/FW	Weight Class	Duty Station	Home Town
CPT	Provisor	Leigh	FW	58/60kg	Army Reserve	Mount Holly, NJ
SGT	Conder	Whitney	FW	53kg	Fort Carson, CO	Pulaup, WA
SGT	Jacobson	Sharon	FW	55kg	Army Reserve	El Cajon, WA
SGT	Roberts	Sally	FW	60/63kg	Fort Carson, CO	Federal Way, WA
SGT	Miller	Randi	FW	69kg	Fort Carson, CO	Arlington, TX
SSG	Smith	Iris	FW	75kg	Fort Carson, CO	Albany, GA
SGT	Nowry	Max	GR/FS	57/59kg	Fort Carson, CO	Wheeling, IL
SGT	Mango	Spenser	GR/FS	57/59kg	Fort Carson, CO	St. Louis, MO
CPT	Simpson	William	FS	61kg	Fort Carson, CO	Nashville, TN
PVT	Stewart	Warren	FS	65kg	Fort Bragg, NC	Cary, NC
SGT	Johnson	Jamel	GR/FS	65/66kg	Fort Carson, CO	Winston Salem, NC
SGT	Dombrovskiy	Vlad	FS	70kg	Fort Carson, CO	Sacramento, CA
PV2	Hooker	Michael	GR	71kg	Colorado National Guard	Nashville, TN
SGT	Fay	Moza	FS	74kg	Fort Carson, CO	Anamosa, IA
SGT	Lester	Justin	GR	75kg	Fort Carson, CO	Akron, OH
SSG	Sieracki	Aaron	GR	80kg	Fort Carson, CO	Richland Center, WI
PFC	Terrell	Victor	FS	86kg	Fort Carson, CO	Salida, CA
CPT	Anderson	Jon	GR	85kg	Fort Carson, CO	Virginia Beach, VA
SPC	Meza	Endhyr	FS	97kg	Grafenwoehr, Germany	San Diego, CA
SGT	Williams	Caylor	GR	98kg	Fort Carson, CO	Palm Bay, FL
SPC	Lamb	Matthew	GR/FS	125/130kg	Tennessee National Guard	Camden, NJ
SPC	Owen	Sean	GR/FS	125kg/130kg	Schofield Barracks, HI	

Rank	Last Name	First Name	Title	Duty Station	Home Town
Mr.	Lewis	Shon	Coach	Fort Carson, CO	Oakland, CA
Mr.	Robinson	Bruce	Asst. Coach	Fort Carson, CO	Titusville, FL
Ms	Reed	Martha	OIC	Fort Carson, CO	
Mr.	Eckert	Kyle	Medical	Fort Carson, CO	
Ms.	Berwager	Claudia	Service Rep.	Fort Indiantown Gap, PA	



### ARMED FORCES WRESTLING CHAMPIONSHIP TEAM ROSTER 25-29 March 2015 - Fort Carson, CO U.S. NAVY



Rank	Last Name	First Name	GR/FS/FW	Weight Class	Duty Station	Home Town
E-5	Oliveras	Angel	FS	57	Naval Weapons Station, Seal Beach	Hackensack, NJ
E-4	Wilder	Sheldon	GR/FS	59/61	Naval Information Operations ,Norfolk	Durham, NC
E-4	Montoya	Adrian	FS	65	Commander Submarine Force Atlantic	Santa Fe, NM
E-3	Walbom	Josh	GR	66	Coast Guard Station, Panama City	Cleveland, OH
E-4	Borges	Blake	FS	70	Seal Delivery Vehicle Team ONE, Fort Belvoir	Forestville, CA
E-5	Yamashita	Bobby	GR	71	Naval Air Station, Pensacola	Northglenn, CO
E-4	Latimer	Ronald	GR/FS	75/74	USS America(LHA-6), San Diego	Flint, MI
E-3	Moulton	Joshua	GR	80	USS Nimitz(CVN-68), WA	Napoleon, MI
E-4	Souza	James	GR/FS	85/86	USS America(LHA-6), San Diego	Puyallup, WA
E-3	Feldpausch	Keenan	FS	97	3rd Medical Battalion, Japan	Eldridge, Iowa
E-5	Harris	Antonio	GR	98	Naval Mobile Construction Battalion	Dover, DE
E-4	Gardner	Teddy	GR/FS	130/125	Fleet Air Reconnaissance Squadron	Atlanta, GA

Rank	Last Name	First Name	Title	Duty Station	Home Town
E-6	Delapena	Alejandro	Coach	Naval Undersea Warfare Command, Keyport	Benton City, WA
			Asst. Coach		
			OIC		
			Medical		
CIV	Senn	James	Service Rep.	CNICHQ, Washington, DC	Glenwood, MD





**ARMED FORCES WRESTLING CHAMPIONSHIP TEAM ROSTER**  
**25-29 March 2015 - Fort Carson, CO**  
**U.S. MARINE CORPS**



Rank	Last Name	First Name	GR/FS/FW	Weight Class	Duty Station	Home Town
Cpl	Apodaca	Melissa	FW	58kg	Camp Lejeune, NC	Chuquiak, Alaska
SSgt	Arendt	David	GR/FS	130kg	Camp Lejeune, NC	Port Washington, WI
1stLt	Brant	Michael	GR/FS	75kg	Camp Lejeune, NC	Johnstown, PA
Cpl	Gutka	Stephen	GR	80kg	Camp Lejeune, NC	Naperville, IL
LCpl	Headworth	Josh	FS	70kg	Okinawa, Japan	Belding, MI
1stLt	Kalil	Aaron	GR/FS	59kg	Quantico, VA	Salem, NH
1stLt	Matthews	Daniel	GR/FS	80kg	Okinawa, Japan	Penntrafford, PA
LCpl	Navejas	Ruben	FS	57kg	Camp Lejeune, NC	Covington, WA
1stLt	Neill	Robby	GR/FS	71kg	Camp Lejeune, NC	Brick, NJ
Lcpl	Russo	Josh	FS	65kg	Okinawa, Japan	Huron, OH
1stLt	Saddoris	Bryce	GR/FS	66kg	Camp Lejeune, NC	Spring Creek, NV
Cpl	Stahl	Tim	GR	85kg	Camp Lejeune, NC	Dakota, IL
LCpl	Lewis	Dustin	GR/FS	98kg	Camp Lejeune, NC	Salamanca, NY

Rank	Last Name	First Name	Title	Duty Station	Home Town
	Loukides	Jason	Coach		
	Shillow	James	Ast. Coach	Camp Lejeune, NC	Jonesboro, NC
			OIC		
	Bachert	Aaron	Medical		
	Jim	Medley	Service Rep.		



**ARMED FORCES WRESTLING CHAMPIONSHIP TEAM ROSTER**  
**25-29 March 2015 - Fort Carson, CO**  
**U.S. AIR FORCE**



Rank	Last Name	First Name	GR/FS/FW	Weight Class	Duty Station	Home Town
1Lt	VonOhlen	Cole	FS	65	Colorado Springs, Colorado	Jackson, Minnesota
MSgt	Bane	Joel	GR/FS	130/125	McGuire Air Force Base, New Jersey	Frederick, Maryland
MSgt	Severin	Joel	GR	80	Bolling Air Force Base DC	Fort Lauderdale, Florida
SSgt	Vottero	Ryan	GR/FS	71/70	Langley Air Force Base, Virginia	Portage, Indiana
SSgt	Zastrow	Jeffrey	GR	98	Eglin Air Force Base, Florida	Whitewater, Wisconsin
SrA	Warra	Jeffrey	FS	57	Hill Air Force Base, Utah	Louisville, Kentucky
SrA	Duncan	Randy	GR	59	RAF Mildenhall, United Kingdom	Loudonville, Ohio
SrA	Higgins	Nathan	GR	66	RAF Lakenheath, United Kingdom	Fairbanks, Alaska
SrA	Johnson	Brandon	GR/FS	86/85	Ramstein Air Base, Germany	Moreno Valley, California
A1C	Knepper	Tyler	FS	61	RAF Lakenheath, United Kingdom	Garrettsville, Ohio
A1C	Lapotsky	Eric	FS	97	Barksdale Air Force Base, Louisiana	Mount Carmel, Pennsylvania
AMN	Westlund	Tyler	GR/FS	75/74	Scott Air Force Base, Illinois	Poplar Grove, Illinois

Rank	Last Name	First Name	Title	Duty Station	Home Town
Civ	Winters	Floyd	Coach	McGuire Air Force Base, New Jersey	Berlin, New Jersey
SMSgt	Horton	Stephen	Asst. Coach	Scott Air Force Base, Illinois	Saint Louis, Missouri
			OIC		
			Medical		
			Service Rep.		

### Army captures 14th straight Greco-Roman title at Armed Forces Championships

By Craig Sesker USA Wrestling | March 29, 2015 FORT CARSON, Colo. – Max Nowry powered to a dominating win by technical fall in the first bout.

Teammate Jamel Johnson put on a gut-wrench clinic in the second match.

Two-time World medalist Justin Lester followed by launching his opponent with a spectacular lift in a quick win over Navy's Ronald Latimer.

The powerful U.S. Army Greco-Roman team was off and rolling when the Armed Forces Championships kicked off on Friday morning at the Special Events Center at the U.S. Army's Fort Carson post.



The Army team rolled to wins over the Navy (29-4) and Air Force (34-0) before earning a 24-9 win over the U.S. Marines en route to capturing the Greco team title on Friday.

"There is a lot of pride involved here – these guys put it all out on the line," U.S. Army coach Shon Lewis said. "There are some real good rivalries there. It's a small tournament, but it's a very tough tournament. It's a really cool event and this really means a lot to the Armed Forces."

The Marines won the first two matches against the Army before the Army rattled off five straight victories.

"It's definitely a fun event, but it's also a very important event for us," Lester said. "It's bragging rights and you definitely want to do well here. It's a great time for all the services to come together and it means a lot. It's great to have a chance to compete in this and put on a show. It's a lot of fun."

The U.S. Army captured their 14th straight Armed Forces team title in Greco-Roman on Friday. The U.S. Army will seek their 14th straight freestyle title on Saturday.

"We have a real close-knit team," said two-time World Team member Caylor Williams, who went 3-0 on Friday at 98 kg/216 lbs. "We had some adversity early in the dual, but we fought and battled through it. We knew we had to come back strong."

Navy's James Souza turned in an impressive 8-0 technical fall over Army's Jon Anderson at 85 kg/187 lbs. Anderson placed second at the 2014 U.S. World Team Trials at 75 kg/165 lbs.

The powerful Souza went 3-0 on Friday. "It's awesome to be able to compete here – it means a lot to be a part of this event," Souza said. "We take a lot of pride in competing in this. It was a great experience and getting a win over Anderson was great for me. I just did what I do in practice – take him down and turn him."

2014 U.S. World Team Bryce Saddoris of the U.S. Marines powered to three lopsided wins at 66 kg/145.5 lbs. on Friday.

"This is a great opportunity to represent the Marines and it's an honor to be here with the other three services," Saddoris said. "This is another great competition for me. I've been to Russia and Hungary and a lot of other places this year, and I'm gaining more and more experience."

The U.S. Marines finished second, going 2-1 in the event. The Air Force was 1-2 and the Navy 0-3.

---

## Army caps strong weekend by winning 14th straight freestyle title at Armed Forces

By Craig Sesker USA Wrestling | March 30, 2015  
FORT CARSON, Colo. – Shon Lewis is never one to hide his emotions.

And he wasn't holding back at the Armed Forces Championships on Saturday.

The U.S. Army coach excitedly jumped to his feet, pumped his fist and screamed for joy before locking wrestler William Simpson in a celebratory bear hug.

Simpson rallied from an 8-0 deficit to eventually earn a dramatic fall over Marines wrestler Aaron Kalil in their freestyle match at 61 kg/134 lbs. on Saturday morning.



“That was awesome – it was a big win for us,” Lewis said. “It was really exciting the way he came back. That’s what this event is all about. This is great competition, it really is.”

Simpson’s win provided a huge spark for the U.S. Army team, which earned its 14th consecutive Armed Forces freestyle title at the Special Events Center at the U.S. Army’s Fort Carson post.

“That was a pretty crazy match obviously,” Simpson said of his win over Kalil. “I just had to keep getting after it and keep wrestling. I just had to keep giving 100 percent. I knew if I could eliminate the mistakes I was making I could get back in the match. I got down 8-0, but I knew I still had time to come back.”

The Army team defeated the Navy (35-4), the Marines (22-14) and the Air Force (27-12) in the freestyle competition on Saturday. The Navy, Marines and Air Force teams each went 1-2. The Marines were second, Air Force third and Navy fourth, based on classification points.

The U.S. Army won their 14th straight Armed Forces team title in Greco-Roman on Friday.

Air Force’s Cole VonOhlen earned a wild 16-6 win over Bryce Saddoris of the Marines at 65 kg/143 lbs. VonOhlen led 9-0 early and was a point away from a technical fall before Saddoris responded to cut the lead to 9-6 after the first period.

VonOhlen then regained control with a succession of leg laces to earn the win over Saddoris, a 2014 World Team member in Greco-Roman who went 3-0 in the Armed Forces Greco competition Friday.

VonOhlen won his other bouts by fall on Saturday.

“It was a really awesome experience,” VonOhlen said. “The dual format with all the services really makes for a fun environment. Everybody is out here to brawl and get after it for their services. It’s a pretty cool event.”

Army’s Leigh Jaynes-Provisor won by fall over Melissa Apodaca of the Marines at 58 kg/128 lbs. in the first women’s freestyle match ever held at the Armed Forces Championships.

“Winning is great, and that’s what the Army trains me to do,” Jaynes-Provisor said. “It’s hard to lose when you have such great support from your team.

“This is a milestone achievement for the Armed Forces and women’s wrestling.”

This event will set the U.S. team to compete in the CISM World Military Games in Mungyeong, Korea, Oct. 6-10.



ews  
CREDIT UNION  
drewscu.org  
875500 U.S.  
International



HIG



# SECTION V

HER LEVEL COMPETITIONS





**28 JUN - 5 JUL  
ANGERS, FRANCE**

# CISM BASKETBALL

## 2015 1st CISM World Women's Military Basketball Championship

---

Date

28 Jun—5 Jul 2015

Host Site

Angers, France

### **PARTICIPATING NATIONS**

USA

France

China

Sri Lanka

Brazil

Germany

Lithuania

### **FINAL STANDINGS**

1st Brazil

2nd China

3rd USA

4th France

5th Germany

6th Lithuania

7th Sri Lanka

### **Fair Play Award – Sri Lanka**





## DAILY RESULTS

### POOL PLAY

Date	Game#	Home Team	Score	Score	Away Team
29 June	G1	CHN	119	51	LTU
	G2	BRA	93	49	GER
	G3	FRA	126	30	SRI
30 June	G4	CHN	127	36	GER
	G5	BRA	98	41	LTU
	G6	USA	71	59	FRA
1 July	G7	USA	137	37	SRI
	G8	LTU	65	55	GER
	G9	BRA	66	61	CHN

### POOL PLAY STANDINGS

Pool	Nation	Rank	Pts	Wins	Loss.	Forf.	Scor.	All.
<b>A</b>	CHN		5	2	1		307	153
	GER		3	0	3		140	285
	BRA		6	3	0		257	151
	LTU		4	1	2		157	272
<b>B</b>	FRA		3	1	1		185	101
	USA		4	2	0		208	96
	SRI		2	0	2		67	263

### CHAMPIONSHIP ROUND

3 July	Winner to Compete for 5th Place				
	G10	GER	81	63	SRI
	Semifinal 1				
	G11	CHN	79	74	USA
Semifinal 2					
	G12	BRA	81	48	FRA
4 July	5th Place Game				
	G13	LTU	57	84	GER
	3rd Place Game				
	G14	USA	78	41	FRA
Championship Game					
	G15	CHN	86	87	BRA

## 2015 1st CISM World Women's Military Basketball Championship



### 2015 CISM WORLD WOMEN'S MILITARY BASKETBALL CHAMPIONSHIP 28 June to 5 July – Angers, France



#### U.S. ARMED FORCES WOMEN'S BASKETBALL TEAM

Rank	Last Name	First Name	Position	Height	No.	Service Branch	Duty Station
1st Lt	Wessinger	Micah	Guard	5'7"	2	USAF	Shaw Air Force Base, SC
SPC	Lamison	Vanessa	Guard	5'4"	3	Army	Fort Bliss, TX
SPC	Byrd	Kquanise	Guard	5'6"	4	Army	Fort Bragg, NC
SGT	Tisdale	Angela	Guard	5'5"	5	Army	Fort Campbell, KY
SN	Jackson	Courtney	Forward	5'10"	6	Navy	USS John C. Stennis
SrA	Kava	Cinnamon	Guard	5'7"	7	USAF	Travis Air Force Base, CA
LT	Myers	Angela	Guard	5'7"	9	Navy	Diego Garcia
SGT	Smith	Kimberly	Forward	5'11"	11	Army	Fort Riley, KS
A1C	Cook	Tiara	Forward	6'	12	USAF	Aviano Air Base, Italy
SPC	Carpenter	Danielle	Forward	5'9"	13	Army	Fort Campbell, KY
SPC	Salley	Danielle	Center	6'4"	14	Army	Fort Bragg, NC
SSgt	Guthrie	Tiffanie	Forward	5'10"	16	USAF	Joint Base Elmendorf-Richardson AK

Rank	Last Name	First Name	Title	Service Branch	Duty Station
LTC	Johnson	William	Coach	Army	Fort Sill, OK
Ms.	Strobridge	Tonya	Asst. Coach	Navy	NAS Mid South, Millington
CPT	Chu	Soyeun	Medical	Army	Fort Indiantown Gap, PA
Ms.	Berwager	Claudia	Team Captain	Army	Fort Indiantown Gap, PA
LTC	Nelissen	Debra	Chief of Mission	Army	

#### NOTABLE USA GAME TOP PERFORMERS

##### TUESDAY, 30 JUN

**USA**

**FRANCE**

Final Score

**71**

**59**

**HIGH SCORER:** SGT Angela Tisdale (Army) with 17 points (including 3 3-point shots)

**DOUBLE DOUBLE:** SGT Kim Smith (Army) with 10 points and 10 rebounds

##### WEDNESDAY, 1 JUL

**USA**

**SRI LANKA**

Final Score

**137**

**37**

**HIGH SCORERS:** SPC Danielle Carpenter (Army) led with 19 points and SrA Cinnamon Kava (USAF) and SN Courtney Jackson (Navy) each had 18 points.

**3 DOUBLE-DOUBLES:** SPC Carpenter and SN Jackson had 11 and 10 rebounds respectively along with their double digit scoring. Army SPC Danielle Salley also had 13 points and 11 rebounds.

##### FRIDAY, 3 JUL (Semi Final)

**USA**

**CHINA**

Final Score

**74**

**79**

**HIGH SCORERS:** SGT Kquanise Byrd (Army) with 17 points, SGT Angela Tisdale (Army) and SPC Danielle Salley (Army) with 12 points. Navy LT Angela Myers added 11 points.

##### SATURDAY, 4 JUL (Bronze medal game)

**USA**

**FRANCE**

Final Score

**78**

**41**

**HIGH SCORERS:** 6 US players scored double figures – SPC Danielle Salley (Army) and SSgt Tiffanie Guthrie (USAF) led with 12 points each. Army SGT's Kim Smith and Angela Tisdale each had 11 points and 1LT Micah Wessinger (USAF) and Army SPC Vanessa Lamison added 10 points each.

**DOUBLE-DOUBLE:** SPC Salley had 13 rebounds and 12 points. (Army); SGT Smith had 12 rebounds and 11 points; and SSgt Guthrie had 10 rebounds and 12 points.

## USA takes CISM Women's Basketball bronze in 4th of July performance

ANGERS, France (July 6, 2015) -- The U.S. Armed Forces Women's Basketball Team beat host team France, 78-41, on July 4 to win a bronze medal in the first Conseil International du Sport Militaire or CISM Women's World Basketball Championship.

Army Spc. Danielle Salley, Army Sgt. Kimberly Smith and Air Force Staff Sgt. Tiffanie Guthrie led the U.S. team by posting double-doubles -- both scoring and rebounding in the double digits during the game in Angers, France.



USA's 6-foot-4 center Salley scored 12 points and brought down 13 rebounds.

Guthrie posted 12 points and 10 rebounds, followed by Smith's 11-point, 12-rebound performance.

Army Sgt. Angela Tisdale and Spc. Vanessa Lamison scored 11 and 10 points respectively, while Air Force 1st Lt. Micah Wessinger scored 10 points to round out the offensive show.

Led by Coach Army Lt. Col. William Johnson and Navy's Tonya Strobridge, the U.S. Armed Forces Women's Basketball team was selected from players at the 2014 Armed Forces Women's Basketball Championship at Camp Pendleton, California, Nov. 7-13.

**TOUGH LOSS TO CHINA**

The day before the bronze-medal game, USA lost to China in the semi-finals. Despite leading 37-31 at halftime, USA went down by one point within one minute of regulation play July 3.

China was then able to sink four unanswered free throws to win 79-74. U.S. Army Spc. Kquanise Byrd led the U.S. effort in that game with 17 points.

China ended up taking home the silver medal after losing to Brazil by a single point. Brazil took home the gold after prevailing 87-86 in the championship.

### LOOKING FORWARD

USA began the tournament by defeating host nation France in their opener, 71-59, followed by a dominating performance over Sri Lanka, winning 137-37. USA finished with a 3-1 record overall.

Although this was the first CISM World Women's Basketball Championship, France hosted four nations last year at the CISM Regional Championship in Meyenheim. The U.S. took silver behind Brazil in 2014.

USA will host the second edition of the CISM World Women's Basketball Championship at Marine Corps Base Camp Pendleton, July 23-30, 2016.





# SHAPE IBT

**30 NOV - 5 DEC**  
**SHAPE (MONS), BELGIUM**

## 2015 SHAPE International Basketball Tournament

Date 30 Nov—5 Dec 2015  
 Host Site SHAPE, Mons, Belgium  
 Project Officer Mr. Kevin Carter  
 Tournament Director Ms. Tiffany Kelly

### PARTICIPATING NATIONS

USA Lithuania  
 Latvia United Kingdom  
 Belgium Italy  
 Netherlands SHAPE International

### FINAL STANDINGS

1st Lithuania 5th Belgium  
 2nd Latvia 6th United Kingdom  
 3rd USA 7th Netherlands  
 4th Italy 8th SHAPE International



## 2015 SHAPE INTERNATIONAL BASKETBALL TOURNAMENT 30 November to 5 December – SHAPE – Mons, Belgium

### TEAM USA

Rank	Last Name	First Name	Service	Duty Station
LT	Johnson	Craig	Navy	Washington DC
1st Lt	Nelson	Paul	USAF	Michigan ANG
2d Lt	Kammerer	William	USAF	Eglin AFB FL
2d Lt	Michael	Ethan	USAF	USAF, CO
2d Lt	Williams	Kamryn	USAF	Norfolk, VA
2d Lt	Yon	Jac	USAF	Alexandria, VA
SPC	Barlett	Omar	Army	Los Angeles, CA
SPC	Beale	Tyrone	Army	Edwards AFB, CA
SrA	Duncan	Kyle	USAF	LA AFB, CA
SrA	Smith	Lortavius	USAF	Williamsburg, VA
A1C	Smith	Clyde	USAF	Norfolk, VA

Rank	Last Name	First Name	Service	Title	Duty Station
Capt	Matthew	Holland	USAF	Coach	Hanscom Field MA
Capt	Grant	Parker	USAF	Asst. Coach	Maxwell AFB AL
Mr	Reed	Dwayne	USAF	OIC	JBSA-Lackland, TX
Mr.	Gutierrez	Gilbert	Navy	Medical	Caseyville IL
Mr.	Brown	Stephen	USAF	Team Leader	JBSA-Lackland, TX

## DAILY RESULTS

Date	Game#	Home Team	Score		Away Team
Mon 30 Nov	G1	<b>USA</b>	<b>78</b>	39	UK
	G2	NED	51	91	ITA
	G3	BEL	75	67	SHA
Tue 1 Dec	G4	LVA	78	40	BEL
	G5	ITA	91	58	UK
	G6	SHA	42	126	LTU
Wed 2 Dec	G7	LTU	99	61	BEL
	G8	NED	30	<b>89</b>	<b>USA</b>
	G9	SHA	42	101	LVA
Thu 3 Dec	G10	UK	67	39	NED
	G11	LTU	68	61	LVA
	G12	<b>USA</b>	<b>75</b>	82	ITA
Fri 4 Dec	G13	3rd Pool B			4th Pool A
		UK	59	49	SHA
	G14	3rd Pool A			4th Pool B
		BEL	55	46	NED
	G15	1st Pool B			2nd Pool A
		ITA	56	71	LVA
G16	1st Pool A			2nd Pool B	
		LTU	88	<b>76</b>	<b>USA</b>
Sat 5 Dec			7th Place Game		
	G17	SHA	66	76	NED
			5th Place Game		
	G18	BEL	67	58	UK
			3rd Place Game		
G19	ITA	64	<b>75</b>	<b>USA</b>	
		Championship Game			
G20	LTU	75	45	LVA	

## U.S. ARMED FORCES RESULTS

USA wins Bronze, defeating Italy in the Bronze Medal Match; USA posts a record of 3-2







**29-30 AUGUST  
PHILADELPHIA, PA**

# WOMEN'S RUGBY

## 2015 Elite City 7's Rugby Tournament

---

Date 29-30 August 2015  
Host Site Philadelphia, PA

### PARTICIPATING TEAMS

US Armed Forces Collegiate All-American 7's  
Boston Northeast Academy NDAAR Little Rock

### U.S. ARMED FORCES TEAM RESULTS

Pool Play  
US Armed Forces 22—Boston 5  
US Armed Forces 5—Little Rock 12  
US Armed Forces 19—Collegiate All-Americans 28

Bracket Play (#2 v #3)  
US Armed Forces 10—Little Rock 14

3rd Place Match  
US Armed Forces 5—Boston 31

### FINAL OVERALL TEAM STANDINGS—WOMEN'S TOURNAMENT

1st Place Collegiate All-American 7's  
2nd Place NDAAR Little Rock  
3rd Place Boston Northeast Academy  
4th Place U.S. Armed Forces

Inaugural U.S. Armed Forces Women's Trial/Training Camp held at Fort Indiantown Gap, PA 23-28 August





**2015 ELITE CITY 7'S RUGBY TOURNAMENT  
29-30 August – Philadelphia, PA**

**U.S. ARMED FORCES WOMEN'S RUGBY TEAM**

Rank	Last Name	First Name	Service Branch	Duty Station
2LT	Marks	Jacqueline	Army	Camp Humphreys, Korea
CPT	Sorensen	Ashley	Army	Schofield Barracks, HI
1LT	Whitney	Kelsie	Army	JBLM, WA
1LT	Sexauer	Jessica	Army	Ft. Carson, CO
SGT	Eldridge	Cerrin	Army	JBER, AK
SrA	Jordan	Meredith	USAF	RAF Alconbury, UK
2d Lt	Raney	Emily	USAF	Hill AFB, UT
2d Lt	Stewart	Jamie	USAF	Los Angeles AFB, CA
1stLt	Bevacqua	Erin	USMC	NSF – Arlington, VA
Capt	Trujillo	Elizabeth	USMC	Camp Pendleton, CA
1stLt	Paar	Jane	USMC	San Diego, CA
LTJG	Fields	Erin	Navy	Mayport, FL

Rank	Last Name	First Name	Title	Service Branch	Duty Station
CPT	Locke	Andrew	Coach	Army	Ft. Carson, CO
COL	Drown	Mark	Asst. Coach	Army	Camp Williams, UT
Mr.	Kyle	Eckert	Medical	Army	Ft. Carson, CO
Mr.	Gandy	Koma	OIC	Army	New Rochelle, NY
Mr.	Poore	Tony	Team Captain	Army	JBSA-Fort Sam Houston, TX



### Army hosts first Armed Forces women's rugby camp

FORT INDIANTOWN GAP, Pa. -- **By Gary Sheftick** | Defense Media Activity | August 31, 2015. Sixteen service members reported Aug. 23 to the military's first training camp for women's rugby.

Armed Forces Sports has been working for about a decade to set up a female rugby program, said Steven Dinote, who directs the sports program for DOD.

"It's been a struggle finding a tournament we can actually participate in," Dinote said, adding that this year when the week-long training camp ends, the women's team will compete in the USA Rugby Elite City Sevens Tournament in Philadelphia over the weekend.

Several women on the team said they have been waiting excitedly for Armed Forces Sports to stand up a program and have been playing in local clubs and tournaments in the meantime to keep their skills.

Rugby has been one of the fastest-growing sports in the U.S. over the past four or five years, said Army Capt. Andrew Locke, who volunteered to coach the women's team. He's leading the players through drills this week on the pitch at Fort Indiantown Gap.

Locke, who was a quarterback at West Point his freshman year before switching over to rugby, played on the USA Men's National Rugby Team last year and now serves as a talent scout and coach for the national team, also known as the Eagles. In addition, he plays as scrum half for the Armed Forces Men's Team.

"The Army wanted to get this off the ground and give women an opportunity to play," Locke said. The service thought about putting together an All-Army team, he said, but decided that the way to go -- at least for the first year -- was to establish a joint Armed Forces Team.

Marine 1st Lt. Jane Paar is player-captain of the inaugural team. Paar also plays as prop and hooker on the Women's National Rugby Team and hopes to play with Team USA in the Olympics next year in Rio.

"This is an awesome opportunity," Paar said of being able to captain the Armed Forces team. "I'm really excited." She said the team has some good runners and everyone's fit.

"What more could you want on a Seven's Team?" she asked. In Seven's Rugby, seven athletes play seven-minute halves and the game is fast.

"It's physical, it's mental, it's such a great sport!" Paar said, adding that it also helps develop military skills.

Army Capt. Simona Shipp said rugby develops teamwork.

"There's no such thing as a 'superstar' in rugby," she said, emphasizing that it takes the entire team working together to win.

Shipp, a staff judge advocate attorney at Fort Wainwright, Alaska, plays with a Fairbanks rugby club when she's not on duty.

She said rugby helps develop confidence, not only on the pitch, but in other fields as well. "In the middle of calamity, you have to keep a straight head," she said.

Army Capt. Ashley Sorensen goes by the nickname "Viking" because she sometimes wears her blonde hair in two braids when she plays. Sorensen, who serves with the 303rd Ordnance Battalion (Explosive Ordnance Detachment) at Schofield Barracks, Hawaii, broke the Guinness world record for the fastest mile run in a full bomb suit.

Sorensen ran the mile in 11 minutes, six seconds and broke the EOD record by more than 2.5 minutes. She brings that same speed and endurance to rugby, though she's recovering from a knee injury suffered last year when tackled high while playing for the Hawaii Harlequins.

Air Force 2nd Lt. Emily Raney said her Army father supports her in the sport. Col. Lance Raney is chief of Consultants and Clinical Policy at the U.S. Army Medical Command headquarters in Falls Church, Va.

---

The younger Raney serves at Hill Air Force Base, Utah, where she plays for the Salt Lake City Slugs recreational rugby team. She also plays as wide receiver, safety and kicker for the Utah Falcons, a semi-pro women's tackle football team.

Sgt. Cerrin Allyn Eldridge was one of only three enlisted players at the training camp. She's a parachute rigger for the 725th Brigade Support Battalion at Fort Richardson, Alaska.

"I'd like to see the sport grow in the military," Eldridge said, adding that she was delighted that the Armed Forces women's rugby program has gotten underway, as her opportunities to play in Alaska were limited.

"This gives us an opportunity to come down here and play in beautiful weather against really good teams and meet really other really good rugby players," she said.

The female players have come together to play well as a team in just a few days, she said.

"Any kind of rugby team, usually the minute we meet, we all of a sudden start bonding," Eldridge said. "We all play one of the roughest sports out there.

Navy Petty Officer 3rd Class Mallory Michaels, a corpsman, was another enlisted player at the training camp. She serves as a full-timer at a Navy Reserve Operational Support Center in New Hampshire.

Michaels said she has broken her wrist and all 10 of her fingers at one time or another playing rugby. Sometimes she just splinters them in cardboard to get back in the game that she says she loves so much.

As a corpsman, Michaels said she often helps treat other players injured at rugby club games, even though she's off duty. She said the sport not only provides her fitness training, it also provides training in her rate or military occupational specialty.

Michaels began playing rugby at Lock Haven University in central Pennsylvania. She said she felt right at home at Fort Indiantown Gap as Black Hawk helicopters flew along a ridge of the Blue Mountains in the background.

None of the players seemed to notice the helicopters landing and taking off as they practiced scrums, rucks, mauls, passing and tackling on this warm August afternoon. They were preparing to scrimmage against several of the Armed Forces Men's Rugby Team there to help with practice.

The 12 service members who made the selection for the Armed Forces Women's Rugby Team were:

- Army 2nd Lt. Jacqueline Marks, Camp Humphreys, Korea
- Army Capt. Ashley Sorensen, Fort Wainwright, Alaska
- Army 1st Lt. Kelsie Whitney, Joint Base Lewis-McChord, Washington
- Army 1st Lt. Jessica Sexauer, Fort Carson, Colorado
- Army Sgt. Cerrin Eldridge, Fort Richardson, Alaska
- Sr. Airman Merideth Jordan, RAF Alconbury, United Kingdom
- Air Force 2nd Lt. Emily Raney, Hill Air Force Base, Utah
- Air Force 2nd Lt. Jamie Stewart, Los Angeles Air Force Base, California
- Marine 1st Lt. Erin Bevacqua, Arlington, Virginia
- Marine Capt. Elizabeth Trujillo, Camp Pendleton, California
- Marine 1st Lt. Jane Paar, San Diego
- Navy Lt.j.g. Erin Fields, Mayport, Florida





1-5 OCTOBER  
OKLAHOMA CITY, OK

# ASA NATIONALS

## 2015 American Softball Association National Championship

Date 1-5 October 2015  
Host Site Oklahoma City, OK

### U.S. ARMED FORCES WOMEN'S TEAM

<u>Player #</u>	<u>Name</u>	<u>Service Branch</u>
00	Sgt Destini Brown	Marine Corps
1	2LT April Ortenzo *	Army
2	SSgt Schameka White	Air Force
4	SrA Terri Hodges	Air Force
12	PO1 Krystal Cavette *	Navy
13	SPC Teresa Herring *	Army
14	Sgt Danielle Baily	Marine Corps
18	SPC Miranda Sanderson *	Army
19	Cpl Timberly Rigel	Marine Corps
21	PO3 Shasta Rodriguez	Navy
32	SPC Marjorie Mills *	Army
40	SSgt Latonya Matthis	Air Force
44	SPC Erika Cintron *	Army
55	AN Victoria Pzyk *	Navy

\* Selected as First Team All-American

### U.S. ARMED FORCES WOMEN'S TEAM RESULTS

#### U.S. Armed Forces wins 2015 ASA Women's Open National Championship

3 October:

U.S. Armed Forces defeats Askarben Skers 15-2  
U.S. Armed Forces defeats Derby Girls 17-15

4 October: (Championship Game)

U.S. Armed Forces defeats Derby Girls 16-6

Record (3-0); Runs Scored (48); Runs Allowed (23)

2LT April Ortenzo names Tournament MVP; wins Tournament Batting Title





## U.S. ARMED FORCES MEN'S TEAM

<u>Player #</u>	<u>Name</u>	<u>Service Branch</u>
6	PO2 Anthony Bartolini	Navy
9	MSgt Jason Chastain	Air Force
11	SPC Jedon Matthews	Army
12	SSG Cody Deese	Army
14	SPC Marshall Woods	Army
24	PO1 Robert Lee	Navy
29	Capt Joseph Reney	Marine Corps
30	SFC Thomas Fuss	Army
32	SGT Eric Querry	Army
33	SrA Jonathan Marshall	Air Force
34	CPO Juan Nevez	Navy
42	PO1 Dustin Kentzell	Navy
46	SSgt Luke Kroeplin	Air Force
55	LCpl Joshua Fite	Marine Corps

## U.S. ARMED FORCES MEN'S TEAM RESULTS

3 October:

Team Combat defeats U.S. Armed Forces	15-2
All-American Athletics defeats U.S. Armed Forces	17-15

Record (0-2); Runs Scored (45); Runs Allowed (63)







**23-28 MARCH  
BODEN, SWEDEN**

# **CISM SKIING**

## 2015 CISM World Skiing Military Championship

Date 23-28 March 2015  
Host Site Boden, Sweden

### U.S. ARMED FORCES TEAM RESULTS

#### 10km Sprint

SPC Wynn Roberts	35th
SGT Jake Dalberg	41st
SPC Jordan McElroy	45th
SPC Tadhg Nakada	46th

**USA finished 10th of 10**

#### 20km Patrol Race

1st Place	France
2nd Place	Switzerland
3rd Place	Germany
13th Place	<b>USA</b>





**2015 CISM WORLD SKIING MILITARY CHAMPIONSHIP**  
**23-28 March – Boden, Sweden**



**U.S. ARMED FORCES SKI TEAM**

Rank	Last Name	First Name	Service Branch	Event	Duty Station
SPC	Roberts	Wynn	Army	Biathlon/Cross Country	Vermont National Guard
SPC	McElroy	Jordan	Army	Biathlon/Cross Country	Vermont National Guard
SPC	Dalberg	Jacob	Army	Biathlon/Cross Country	Vermont National Guard
SPC	Nakada	Tadhg	Army	Biathlon/Cross Country	Vermont National Guard


Rank	Last Name	First Name	Title	Service Branch	Duty Station
SSG	Lehto	Sarah	Coach	Army	Vermont National Guard
TSgt	Voyer	Travis	Coach	Army	Vermont National Guard
SSgt	Haines	Jamie	Ad Libitum	Army	Vermont National Guard
COL	Seaberg	Lawrence	Chief of Mission	Army	Vermont National Guard





U  
S  
A





**2-6 FEBRUARY  
FONTAINEBLEAU, FRANCE**

**GISM SWIMMING**

## 2015 CISM Swimming/Para-Swimming Open

Date 2-6 February 2015  
Host Site Fontainebleau, France

### PARTICIPATING NATIONS (12)

USA*	Germany*
France*	Netherlands*
Ecuador*	Sri Lanka*
Italy*	Brazil
Russia	Canada
Botswana	Oman

Total of 88 military athletes from 12 nations competed overall, including 20 Para-swimmers from seven nations

### U.S. PERFORMANCE (3 MEDALS)

SGT Elizabeth Wasil (Army) – WCAP, Fort Carson, CO\*  
100m Breaststroke – ISC Category: Gold Medal – 1:27.66  
50m Breaststroke – ISC Category: Bronze Medal – 40.59  
50m Backstroke – ISC Category: Bronze Medal – 41.13  
100m Freestyle – ISC Category: 5th place – 1:13.05  
50m Freestyle – ISC Category: 7th place – 33.72  
\* Competed with the men due to lack of female participants

### 2015 CISM WORLD SWIMMING/PARA-SWIMMING OPEN 2-6 February – Fontainebleau, France

#### U.S. ARMED FORCES PARA-SWIM TEAM



Rank	Last Name	First Name	Service Branch	Event	Duty Station
SGT	Wasil	Elizabeth	Army	Para-Swimming – Cat C	Fort Carson, CO

Rank	Last Name	First Name	Title	Service Branch	Duty Station
LTC	Tubb	Creighton	Chief of Mission/Doctor	Army	JB San Antonio, TX
Mr.	Dinote	Steven	Chief of Delegation	Armed Forces Sports	JB San Antonio, TX





---

## Wasil earns gold, two bronze in CISM Swimming/Para-Swimming Open

Fontainebleau, France – Competing in the men’s division, Army Sgt. Elizabeth Wasil of Fort Carson, Colo. captures gold in the Para-Swimming 100m breaststroke with a time of 1:27.66 at the 2015 Conseil International du Sport Militaire (CISM) World Military Swimming & Para-Swimming Open at the French National Defense Sports Center Feb. 4-5.

Throughout the two-day event, 90 military competitors from 12 nations competed in the first ever integrated CISM Swimming competition featuring both able-bodied athletes and wounded, ill and injured Service members. With only two female para-swimmers registered, the organizers agreed to allow the women athletes to compete within the men’s division.

“Being treated as an equal next to some very kind and impressive athletes that just so happened to be male was outstanding,” said Wasil. “They treated me with a respect that made me feel confident in my ability to race. I was honored to stand next to them behind the blocks and on the podium.”

Serving as the lone U.S. competitor, Wasil turned heads on Feb. 4th after capturing bronze in both the 50m breaststroke and 50m backstroke – and reached the finals, placing fifth in the 100m freestyle.

The next day, Wasil reached the top of the podium in the 100m breaststroke, resulting in a standing ovation from the crowd and fellow swimmers.

Sgt. Wasil, who is classified as a S10 competitor by the International Paralympic Committee (IPC), competed in the modified CISM Para-Swimming ISC category. This category includes athletes with one non-functional leg, various amputee conditions and other disabilities listed within the IPC S9 and S10 categories.

It was during her deployment to Iraq in 2010 where Wasil sustained bi-lateral hip injuries. Wasil spent months recovering from multiple surgeries which resulted in the loss of function to her lower left leg. It was during this time during recovery, where Wasil began swimming. Shortly thereafter, Wasil would meet the national standard and be selected to the Army’s World Class Athlete Program as well as the national team.

While traveling to the 2014 Invictus Games this past Sept., Wasil fell ill and was hospitalized. Her condition worsened and was placed on life support. Continuing her fighting spirit, Wasil defied all odds and after recovering over the next few months, she once again entered to pool to resume her training.

“I was so impressed with Sgt Wasil’s strength of character and personal commitment to excellence”, the Official CISM Representative Maj. Gen. Christine Whitecross of Canada, “she is a true inspiration to those of us who can only try to understand what she has been through. A true champion already!”

Overall, Sgt. Wasil earned three medals and reached the finals for both 100m and 50m freestyle (7th place). In addition, she would compete on an international para-relay team with swimmers from Ecuador, Italy and Germany. For the final event, the CISM organizers conducted the first 8x50m relay race to feature male and female athletes and para-swimmers grouped together. This event embodied CISM’s motto, “Friendship through Sport”.

“The medals meant a great deal to me because the past year I have had was very difficult,” said Wasil. In September 2013, Germany hosted the CISM Integrated Track and Field Championship in Warendorf, which was the first integrated Para-sporting event in CISM’s history. The United States delegation featured five para-athletes and captured 12 medals. It was here that Wasil made her CISM debut earning gold in the women’s 100m, 200m and 1,500m wheelchair races.

Wasil is currently on the USA Para-Swimming National Team and will continue training in preparation for the 2016 Paralympic Games in Rio de Janeiro, Brazil.

Complete medal performance results from Sgt. Wasil:  
100m Breaststroke:

Gold - Sgt. Elizabeth Wasil (USA) - 1:27.66  
Silver - Adj. Roger Hoyoux (FRA) - 1:36.86  
Bronze - Cpl. Chief Benjamin Atgie (FRA) - 1:47.69

50m Breaststroke:

Gold - Cpl. Sven Schutte (NED) - 37.84  
Silver - Sgt. Francois-Xavier David (FRA) - 38.94  
Bronze - Sgt. Elizabeth Wasil (USA) - 40.59

50m Backstroke:

Gold - Cpl. Sanath Wickramasooriya (SRI) - 36.72  
Silver - Sgt. Rik Vonk (NED) - 38.98  
Bronze - Sgt. Elizabeth Wasil (USA) - 41.13





CIS



# SECTION VI

**M 6TH MILITARY WORLD GAMES**  
MUNGYEONG, SOUTH KOREA

Team USA athletes who marched into the closing ceremony of the 6th Military World Games 2016 in Mungyeong, South Korea, proudly wore 17 medals earned in competition against more than 100 nations.

Eight of those medals were earned by wounded warriors who competed for the first time in the Conseil International du Sport Militaire (CISM) Military World Games.

The CISM Military World Games are held every four years, one year before the Olympic Summer Games. This year Team USA won gold in women's sailing and formation sky-diving, as well as silver in Greco-Roman wrestling. The women's golf team earned a silver medal, the men's golf team earned bronze, and USA women earned a bronze team medal in the marathon.

The 2015 CISM Military World Games was one of the largest delegations that U.S. Armed Forces Sports sent overseas since the 1999 Games in Zagreb, Croatia. The total delegation size of 244 included 157 athletes, along with 87 coaches, staff, to include medical personnel, public affairs teams and international referees.

 Conseil International du Sport Militaire  
**MILITARY WORLD GAMES**   
October 2-11, 2015 | Mungyeong, South Korea



**7000**  
MILITARY ATHLETES  
AND DELEGATES



**24**  
SPORTING EVENTS



# USA Armed Forces



**157**  
 **ATHLETES**

**16**  
 **SPORTS**

**87**  
 **COACHES  
& STAFF**

**5 SERVICES**  
ARMY  
MARINE CORPS  
NAVY  
AIR FORCE  
COAST GUARD



**3**



**95**



**19**



**32**



**78**



**5**

**12 Civilians**





# ARCHERY

**17TH CISM WORLD GAMES**  
MUNGYEONG, SOUTH KOREA

## PARA-ARCHERY

Dates: 5-6 October 2015  
Location: Yechon Jinho International Range  
Event (s): Recurve Men's Individual

## PARTICIPATING NATIONS

USA United Kingdom  
Greece Italy  
France Pakistan  
Netherlands

## FINAL RANKING

- 1 ROUMELIOTIS Romaios GRE
- 2 LUKOW Michael Oris USA—Silver Medal**
- 3 TOMASULO Fabio ITA
- 4 GILL Steven GBR
- 5 PUNZO Roberto ITA 4 (106)
- 6 PERRIRAZ Raphael FRA 2 (86)
- 7 AHMED Sajjad PAK 0 (62)
- 8 WILDENBERG van den Wesley NED 0 (53)







**2015 U.S. ARMED FORCES ARCHERY TEAM ROSTER**  
**2-11 October – CISM 6<sup>th</sup> Military World Games, Mungyeong, Republic of Korea**



Rank	Last Name	First Name	Service	Event	Duty Station	Home Town
SSG	Lukow	Michael	Army	Para-Archery	Army WCAP	

Rank	Last Name	First Name	Service	Title	Duty Station	Home Town
CPT	Garcia	Nathaniel	Army	Team Captain	Fort Carson, CO	

**Brackets (Individual - Final Rounds)**

RR Rank/ Score	Ath. No. Name	CDM Code	Quarterfinals	Semifinals	Finals	
1 / 621	<b>1 LUKOW Michael Oris</b>	<b>USA 6(24,25,25)</b>		LUKOW Michael Oris 6 (26,29,24)	LUKOW Michael Oris 3 (26,22,28,23,26)	<b>GOLD</b>
9 / 467	9 AHMED Sajjad	PAK 0(22,19,21)				
5 / 528	<b>5 TOMASULO Fabio</b>	<b>ITA 6(22,19,24)</b>		TOMASULO Fabio 0 (25,19,21)		ROUMELIOTIS R
13 / 416	13 WILDENBERG van den Wesley	NED 0(18,14,21)				
3 / 536	3 PERRIRAZ Raphael	FRA 2(19,25,21,21)		GILL Steven 4 (21,20,22,22,26)	ROUMELIOTIS Romaïos 7 (20,26,28,26,27)	<b>SILVER</b>
6 / 520	<b>6 GILL Steven</b>	<b>GBR 6(25,17,24,24)</b>				
7 / 499	7 PUNZO Roberto	ITA 4(19,20,20,27,20)		ROUMELIOTIS Romaïos 6 (25,17,22,28,26)		LUKOW MO
2 / 563	<b>2 ROUMELIOTIS Romaïos</b>	<b>GRE 6(20,21,18,21,22)</b>				
					TOMASULO Fabio 6 (24,28,19,23)	<b>BRONZE</b>
					GILL Steven 2 (22,23,23,19)	

Final Ranking		
1	ROUMELIOTIS Romaïos	GRE
2	LUKOW Michael Oris	USA
3	TOMASULO Fabio	ITA
4	GILL Steven	GBR
5	PUNZO Roberto	ITA 4 (106)
6	PERRIRAZ Raphael	FRA 2 (86)
7	AHMED Sajjad	PAK 0 (62)
8	WILDENBERG van den Wesley	NED 0 (53)

# **COMPLETE TEAM USA PARA-ARCHERY RESULTS**



MUNGYEONG KOREA 2015  
6<sup>th</sup> CISM World Games

Yecheon Jinho Int. Archery Field  
예천진호 국제양궁장

Archery  
양궁

Recurve Men's Individual (Disabled)  
리커브 상이군인 남자 개인



## Final Ranking (Individual)

As of TUE 6 OCT 2015

Rank	Name	CDM Code
1	ROUMELIOTIS Romaios	GRE
2	LUKOW Michael Oris	USA
3	TOMASULO Fabio	ITA
4	GILL Steven	GBR
5	PUNZO Roberto	ITA
6	PERRIRAZ Raphael	FRA
7	AHMED Sajjad	PAK
8	WILDENBERG van den Wesley	NED
9	BAUDRIT Eric	FRA
	DAVID Sebastien	FRA
	FEINDT URREJOLA Juan Ricardo	BRA
	GOLIGHTLY Gareth Michael	GBR
	GOMMERS Paul	NED
	HACK Roger	NED
	MOYSE Duncan John	GBR
	PIRES IDE AZEVEDO Marcelo	BRA
17	ENGELKE Jens	GER
	GORDON Adam	GBR
	NEUGEBAUER Martin	GER
	PASCHETAG Stefan	GER
	SOERENSEN Michael	DEN
	SYBERG Jens	DEN



MUNGYEONG KOREA 2015  
6<sup>th</sup> CISM World Games

Yecheon Jinho Int. Archery Field  
예천진호 국제양궁장

Archery  
양궁

Recurve Men's Individual (Disabled)

리커브 상이군인 남자 개인

Elimination Rounds



## Brackets (Individual)

대진표(개인 - 엘리미네이션 라운드)

RR Rank/ Score	Ath. No. Name	CDM Code	1/16	1/8	Quarterfinals
1 / 621	<b>1 LUKOW Michael Oris</b> BYE	<b>USA</b>		LUKOW Michael Oris (22,27,25) 6	LUKOW Michael Oris (24,25,25) 6
17 / 312	17 SYBERG Jens	DEN 2(16,12,16,5)		MOYSE Duncan John (10,12,16) 0	
16 / 319	<b>16 MOYSE Duncan John</b>	<b>GBR 6(10,18,17,20)</b>			
9 / 467	<b>9 AHMED Sajjad</b> BYE	<b>PAK</b>		AHMED Sajjad (24,23,27,9,19-T7) 6	AHMED Sajjad (22,19,21) 0
	BYE			GOMMERS Paul (20,23,23,22,20-T1) 5	
8 / 498	<b>8 GOMMERS Paul</b>	<b>NED</b>			
5 / 528	<b>5 TOMASULO Fabio</b> BYE	<b>ITA</b>		TOMASULO Fabio (15,19,18,25,24) 6	TOMASULO Fabio (22,19,24) 6
21 / 198	21 ENGELKE Jens	GER 2(20,11,11,11)		PIRES IDE AZEVEDO Marcelo (6,21,21,16,12) 4	
12 / 439	<b>12 PIRES IDE AZEVEDO Marcelo</b>	<b>BRA 6(12,16,19,12)</b>			
13 / 416	<b>13 WILDENBERG van den Wesley</b>	<b>NED 6(15,23,21)</b>		WILDENBERG van den Wesley (24,23,15,19) 6	WILDENBERG van den Wesley (18,14,21) 0
20 / 202	20 NEUGEBAUER Martin	GER 0(6,13,1)		BAUDRIT Eric (20,20,27,17) 2	
4 / 535	<b>4 BAUDRIT Eric</b>	<b>FRA</b>			
3 / 536	<b>3 PERRIRAZ Raphael</b> BYE	<b>FRA</b>		PERRIRAZ Raphael (26,24,25) 6	PERRIRAZ Raphael (19,25,21,21) 2
19 / 261	19 SOERENSEN Michael	DEN 3(17,23,15,10,10)		GOLIGHTLY Gareth Michael (17,16,16) 0	
14 / 363	<b>14 GOLIGHTLY Gareth Michael</b>	<b>GBR 7(18,20,15,12,20)</b>			
11 / 442	<b>11 FEINDT URREJOLA Juan Rica.</b>	<b>BRA 6(18,25,19)</b>		FEINDT URREJOLA Juan Rica. (20,21,20,21) 2	GILL Steven (25,17,24,24) 6
22 / 69	22 GORDON Adam	GBR 0(3,5,17)		GILL Steven (26,21,21,21) 6	
6 / 520	<b>6 GILL Steven</b>	<b>GBR</b>			
7 / 499	<b>7 PUNZO Roberto</b> BYE	<b>ITA</b>		PUNZO Roberto (24,19,24,21,19) 7	PUNZO Roberto (19,20,20,27,20) 4
	BYE			DAVID Sebastien (14,25,19,21,17) 3	
10 / 454	<b>10 DAVID Sebastien</b>	<b>FRA</b>			
15 / 326	<b>15 HACK Roger</b>	<b>NED 6(13,22,6,24,20)</b>		HACK Roger (22,16,13,27,17) 4	ROUMELIOTIS Romaïos (20,21,18,21,22) 6
18 / 297	18 PASCHETAG Stefan	GER 4(16,11,11,5,17)			
	BYE			ROUMELIOTIS Romaïos (17,26,25,23,21) 6	
2 / 563	<b>2 ROUMELIOTIS Romaïos</b>	<b>GRE</b>			

### NOTES

In each set the athlete with the highest score is awarded 2 points. In case of a tied score, both athletes are awarded 1 point.

### LEGEND

**Ath. No.** Athlete Number      **RR** Ranking Round



MUNGYEONG KOREA 2015  
6<sup>th</sup> CISM World Games

Yecheon Jinho Int. Archery Field  
예천진호 국제양궁장

MON 5 OCT 2015  
11:00

Archery  
양궁

Recurve Men's Individual (Disabled)  
리커브 상이군인 남자 개인

Ranking Round  
랭킹 라운드



**Results (Individual - Ranking Round)**  
경기 결과(개인전 -랭킹라운드)

Rank	Athlete No.	Name	CDM Code	1st Half	2nd Half	10's	X's	Score
1	28A	LUKOW Michael Oris	USA	310 / 1	311 / 1	15	5	621
2	36A	ROUMELIOTIS Romaios	GRE	281 / 2	282 / 2	11	2	563
3	30B	PERRIRAZ Raphael	FRA	260 / 3	276 / 5	10	2	536
4	29B	BAUDRIT Eric	FRA	255 / 4	280 / 3	6	2	535
5	32A	TOMASULO Fabio	ITA	250 / 6	278 / 4	6	3	528
6	32B	GILL Steven	GBR	255 / 5	265 / 6	5	0	520
7	31A	PUNZO Roberto	ITA	250 / 6	249 / 8	1	0	499
8	29A	GOMMERS Paul	NED	237 / 9	261 / 7	5	0	498
9	36B	AHMED Sajjad	PAK	246 / 8	221 / 11	2	0	467
10	31B	DAVID Sebastien	FRA	231 / 10	223 / 10	1	0	454
11	27A	FEINDT URREJOLA Juan Ricardo	BRA	209 / 12	233 / 9	5	0	442
12	26A	PIRES IDE AZEVEDO Marcelo	BRA	226 / 11	213 / 13	4	1	439
13	28B	WILDENBERG van den Wesley	NED	198 / 14	218 / 12	4	1	416
14	35B	GOLIGHTLY Gareth Michael	GBR	178 / 16	185 / 14	5	2	363
15	30A	HACK Roger	NED	206 / 13	120 / 19	0	0	326
16	33B	MOYSE Duncan John	GBR	136 / 17	183 / 15	1	0	319
17	26B	SYBERG Jens	DEN	185 / 15	127 / 18	1	0	312
18	35A	PASCHETAG Stefan	GER	126 / 18	171 / 17	1	0	297
19	27B	SOERENSEN Michael	DEN	88 / 21	173 / 16	2	0	261
20	34A	NEUGEBAUER Martin	GER	104 / 19	98 / 21	0	0	202
21	33A	ENGELKE Jens	GER	99 / 20	99 / 20	0	0	198
22	34B	GORDON Adam	GBR	13 / 22	56 / 22	0	0	69

**LEGEND**  
No. Number





# BASKETBALL

**16TH MILITARY WORLD GAMES**  
 MUNGYEONG, SOUTH KOREA

## MEN'S BASKETBALL

Dates: 3-10 October 2015  
Location: Andong Gymnasium

## PARTICIPATING NATIONS

USA	South Korea
Germany	Canada
Brazil	Greece
Qatar	France

## FINAL RANKING

1st Place	Qatar
2nd Place	Greece
3rd Place	Korea
4th Place	Brazil
5th Place	USA
6th Place	France
7th Place	Canada
8th Place	Germany







**2015 U.S. ARMED FORCES MEN'S BASKETBALL TEAM ROSTER**  
 2-11 October – CISM 6<sup>th</sup> Military World Games, Mungyeong, Republic of Korea











Rank	Last Name	First Name	Service	Position	Number	Height	Duty Station	Home Town
SPC	Beale	Tyronne	Army	F	2	6' 8"	Camp Hovey, South Korea	Silver Spring, MD
SSgt	Lewis	Jamel	USAF	F	5	6' 4"	Spangdahlem, Germany	Columbus, GA
SSG	Lee, Jr	David	Army	G	6	6' 3"	Arlington, VA	Columbus, OH
1st Lt	Fletcher	Todd	USAF	G	7	6' 2"	Los Angeles AFB, CA	Lee's Summit, MD
Capt	Washington	Evan	USAF	G	8	6' 3"	Hill AFB, UT	Columbus, OH
1st Lt	Lyons	Michael	USAF	G	9	6' 4"	Peterson AFB, CO	Newport News, VA
PO2	Evans	Alfonso	Navy	F	10	6' 4"	NAB, Little Creek, VA	Rochester, NY
Capt	Holland	Matthew	USAF	C/F	11	6' 6"	Hanscom AFB, MA	Dallas, TX
1st Lt	Broekhuis	Taylor	USAF	C	12	6'10"	Los Angeles AFB, CA	Colorado Springs, CO
1LT	Ellis	Ella	Army	F	13	6' 7"	Fort Sill, OK	Houston, TX
SrA	Lawson	Jahmal	USAF	F	14	6' 7"	Aviano AB, Italy	Louisville, KY





Rank	Last Name	First Name	Service	Title	Duty Station	Home Town
TSgt	Bachelor	Ricardo	USAF	Coach	Homestead ARB, FL	Fayetteville, NC
Capt	Johnson	Anwar	USAF	Asst. Coach	Fort Meade, MD	St Gabriel, LA
MAJ	Deibal	Angela	Army	Athletic Trainer	JB San Antonio, TX	Hermann MO
Mr.	Brown	Stephen	USAF	Team Captain	JB San Antonio, TX	








## MEN'S BASKETBALL POOL STANDINGS





### Pool Standing - A

Rank		 KOR	 USA	 GER	 CAN
1	 KOR		94 - 91	100 - 58	98 - 66
2	 USA	91 - 94		101 - 50	98 - 55
3	 GER	58 - 100	50 - 101		72 - 58
4	 CAN	66 - 98	55 - 98	58 - 72	

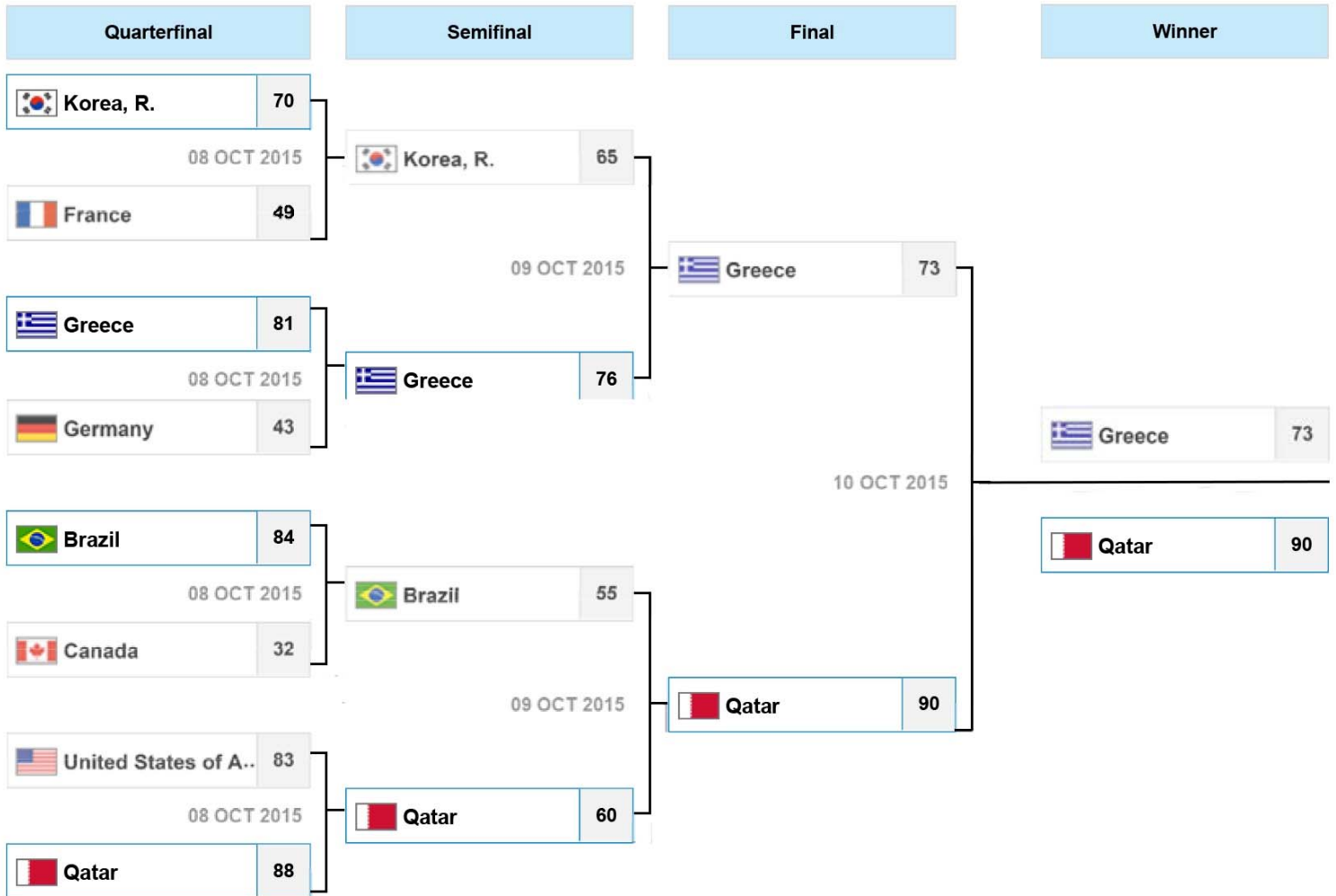
Rank		Played	Won	Lost	For	Against	Class Points
1	 KOR	3	3	0	292	215	6
2	 USA	3	2	1	290	199	5
3	 GER	3	1	2	180	259	4
4	 CAN	3	0	3	179	268	3

### Pool Standing - B

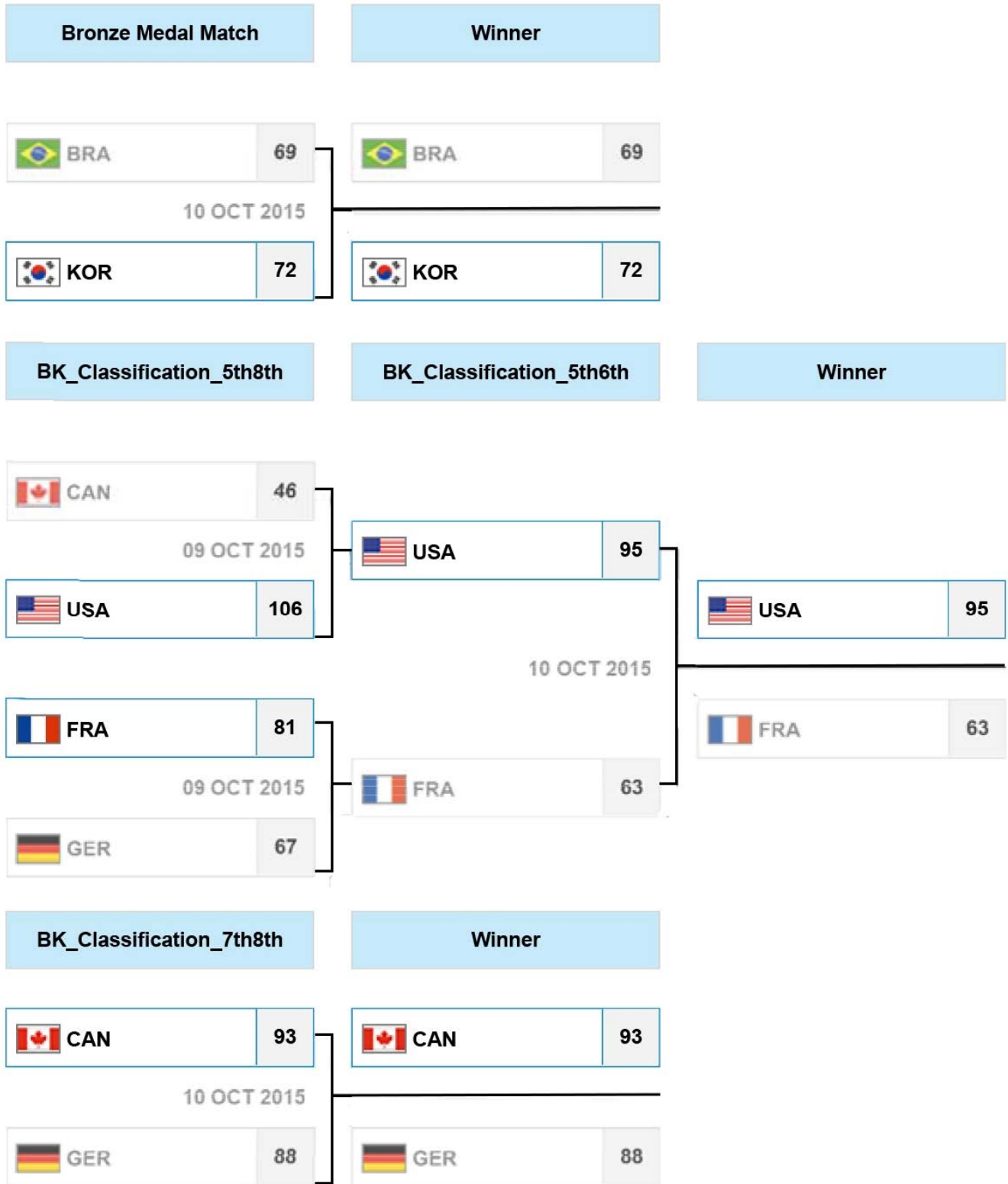
Rank		 BRA	 GRE	 QAT	 FRA
1	 BRA		83 - 75	77 - 75	76 - 51
2	 GRE	75 - 83		86 - 71	80 - 58
3	 QAT	75 - 77	71 - 86		73 - 51
4	 FRA	51 - 76	58 - 80	51 - 73	

Rank		Played	Won	Lost	For	Against	Class Points
1	 BRA	3	3	0	236	201	6
2	 GRE	3	2	1	241	212	5
3	 QAT	3	1	2	219	214	4
4	 FRA	3	0	3	160	229	3

## MEN'S BASKETBALL FINALS BRACKET



### MEN'S BASKETBALL CLASSIFICATION BRACKET



---

# **DAILY GAME TEAM USA BOX SCORES**

## Results

### 경기 결과

Game No: 1

**USA 98 vs 55 CAN**  
(28:12, 26:11, 25:12, 19:20)

Match Duration: 69:49

Referee: KIM Cheong Soo (KOR)

Commissioner: AL - ABAIDL I Mihammed Abdulla A A (QAT)

Umpire: PIGNOLET Alexandre (FRA) / RYU Su Hee (KOR)

#### USA - United States of America

No.	Name	Field Goals		2 Points		3 Points		Free Throws		Rebounds			AS	TO	ST	BS	PF	FD	PTS
		M/A	%	M/A	%	M/A	%	M/A	%	OR	DR	TOT							
2	BEALE TA	5/6	83	5/6	83			2/2	100	1	2	3		1	2	2	1		12
5	LEWIS J	2/4	50	2/4	50			2/2	100		2	2							6
6	LEE JR DD	1/5	20	1/3	33	0/2	0				2	2				1			2
*7	FLETCHER TP	4/9	44	2/4	50	2/5	40	2/2	100	1	4	5	2	2	1				12
8	WASHINGTON EJ	0/2	0	0/1	0	0/1	0	3/4	75	1	3	4	4		1		1		3
9	LYONS II MA	1/7	14	1/4	25	0/3	0	0/2	0	3	2	5	1	2		1	2		2
*10	EVANS JR AI	2/8	25	2/5	40	0/3	0			3	3	6			1	2	4		4
*11	HOLLAND MD	2/6	33	1/1	100	1/5	20	1/2	50		1	1	1	1	1	1	1		6
*12	BROEKHUIS TJ	4/6	67	4/5	80	0/1	0	0/2	0	1	5	6	1	1	2	4	1		8
*13	ELLIS EV (C)	8/14	57	7/10	70	1/4	25	7/7	100	1	3	4	2	1	1	2	3		24
14	LAWSON JD	8/12	67	8/12	67			3/3	100	3	8	11			2	1	2		19
<b>Team/Coach</b>																			
<b>Totals</b>		37/79	47	33/55	60	4/24	17	20/26	77	15	36	51	11	7	11	13	16		98
<b>Coach</b>	BACHELOR JR Ricardo Antonio (USA)																		
<b>Assistant Coach</b>	JOHNSON Anwar Lyned (USA)																		

#### CAN - Canada

No.	Name	Field Goals		2 Points		3 Points		Free Throws		Rebounds			AS	TO	ST	BS	PF	FD	PTS
		M/A	%	M/A	%	M/A	%	M/A	%	OR	DR	TOT							
4	VOTOUR SMV																		
5	BROWN CL	5/15	33	4/8	50	1/7	14			1	2	3				2			11
*7	LEGER NDJ	3/9	33	2/5	40	1/4	25			1	1	2	1			3			7
8	JACOBS RH	1/2	50	1/2	50								3			1			2
9	DUKE CTMG	1/6	17	1/4	25	0/2	0			1	3	4	3	2		1			2
*10	RICHARDS GS (C)	2/7	29	1/4	25	1/3	33			2	5	7	1	2		3			5
*11	KRAJCIK BM	2/10	20	2/9	22	0/1	0			1	1	2	2	4		3			4
*13	RUTTY T JG	4/14	29	4/14	29			4/5	80	6	6	12		2		1			12
15	BARD C	0/2	0	0/1	0	0/1	0			1	3	4		4	1	1			
*21	ASQUINI AT	2/9	22	2/9	22			2/2	100	2	5	7		2		4			6
23	WHITMAN D	3/3	100	3/3	100						1	1				2			6
<b>Team/Coach</b>																			
<b>Totals</b>		23/77	30	20/59	34	3/18	17	6/7	86	18	31	49	7	19	1	21			55
<b>Coach</b>	MACINTOSH Alexander Duncan (CAN)																		
<b>Assistant Coach</b>	KERR Jeremy Jason (CAN)																		

#### LEGEND

(C) Captain	OR	Offensive Rebounds	AS	Assists	PF	Fouls	DR	Defensive Rebounds	
TO	Turnovers	ST	Steals	M/A	Made/Attempts	TOT	Total Rebounds	BS	Blocked Shots
PTS	Points	%	Shooting Percentage	*	Starter	FD	Fouls Drawn		



An Dong Gymnasium  
안동체육관

MUNGYEONG KOREA 2015  
6<sup>th</sup> CISM World Games

SUN 4 OCT 2015  
16:00  
18:00

Basketball  
농구

Men  
남자

Preliminary Round A  
예선전 A



## Results

### 경기 결과

Game No: 5

GER 50 vs 101 USA  
(15:25, 12:29, 8:26, 15:21)

Match Duration: 55:37

Referee: AN Youngsun (KOR)

Commissioner: MAHMOUD Imadeddin Numan Rafiq (QAT)

Umpire: AL-HEBABI Khalid Mohammed (QAT) / LEE Ji Youn (KOR)

#### GER - Germany

No.	Name	Field Goals		2 Points		3 Points		Free Throws		Rebounds			AS	TO	ST	BS	PF	FD	PTS
		M/A	%	M/A	%	M/A	%	M/A	%	OR	DR	TOT							
0	KERNCHEN R	0/1	0			0/1	0												1
7	HOPPEN J	0/4	0	0/3	0	0/1	0	5/6	83		1	1	1	5					2
8	SAEVERT O	2/2	100	2/2	100					2		2		2		1			1
13	ARENZ S	2/4	50	2/4	50			4/6	67	2	1	3		3					2
15	KAMMEN C	1/2	50	1/2	50					2	3	5		1					1
*17	KLAER P (C)	3/8	38	3/8	38			2/6	33	1	4	5	1	3	1				
25	KABASELE KP	0/2	0	0/2	0						1	1		1					1
*27	HARKE S	2/11	18	1/7	14	1/4	25			1	6	7		5	1				1
*33	WINTERHALTER B	4/5	80	4/5	80			3/4	75		4	4	1	2					3
34	PARTEY T	0/1	0	0/1	0									1					1
*56	BRANDT K	0/4	0			0/4	0	1/2	50		1	1		4	3				3
*77	HRUSCHKA B	2/14	14	1/7	14	1/7	14	1/2	50	4	5	9	4	10	4				2
Team/Coach										1	1	2							1
Totals		16/58	28	14/41	34	2/17	12	16/26	62	13	27	40	7	37	9	1			19
Coach		SCHROEDER Nico (GER)																	
Assistant Coach																			

#### USA - United States of America

No.	Name	Field Goals		2 Points		3 Points		Free Throws		Rebounds			AS	TO	ST	BS	PF	FD	PTS
		M/A	%	M/A	%	M/A	%	M/A	%	OR	DR	TOT							
2	BEALE TA	9/11	82	9/11	82			8/10	80	3	4	7		1	1				2
5	LEWIS J	2/5	40	2/5	40					2		2	2	1	1				
6	LEE JR DD	2/4	50	1/1	100	1/3	33	1/2	50		1	1	1	1	1				2
*7	FLETCHER TP	2/6	33	2/3	67	0/3	0			1	3	4	1	1	2				1
8	WASHINGTON EJ	1/6	17	1/3	33	0/3	0				5	5		1	1				2
9	LYONS II MA	4/9	44	2/5	40	2/4	50			1	1	2	2	3	6				4
*10	EVANS JR AI	4/5	80	4/5	80			1/1	100	2	4	6	1	4	5				
*11	HOLLAND MD (C)	3/10	30			3/10	30				2	2	2	2	1				3
*12	BROEKHUIS TJ	0/3	0	0/3	0			1/2	50	1	4	5	2	3	3	2			1
*13	ELLIS EV	8/16	50	6/9	67	2/7	29	2/4	50	2	2	4		2					
14	LAWSON JD	4/6	67	4/6	67			2/2	100	3	5	8	1	2	3				1
Team/Coach										2		2							
Totals		39/81	48	31/51	61	8/30	27	15/21	71	17	31	48	12	21	24	2			16
Coach		BACHELOR JR Ricardo Antonio (USA)																	
Assistant Coach		JOHNSON Anwar Lyned (USA)																	

#### LEGEND

(C) Captain	OR	Offensive Rebounds	AS	Assists	PF	Fouls	DR	Defensive Rebounds	
TO	Turnovers	ST	Steals	M/A	Made/Attempts	TOT	Total Rebounds	BS	Blocked Shots
PTS	Points	%	Shooting Percentage	*	Starter	FD	Fouls Drawn		



An Dong Gymnasium  
안동체육관

TUE 6 OCT 2015  
18:00  
20:00

MUNGYEONG KOREA 2015  
6<sup>th</sup> CISM World Games

Basketball  
농구

Men  
남자

Preliminary Round A  
예선전 A



## Results

### 경기 결과

Game No: 12

USA 91 vs 94 KOR  
(16:28, 18:16, 28:15, 16:19, 13:16)

Match Duration: 81:56

Referee: AL-HEBABI Khalid Mohammed (QAT)

Commissioner: MAHMOUD Imadeddin Numan Rafiq (QAT)

Umpire: KARAVITIS Athanasios (GRE) / GOMEZ Christophe (FRA)

#### USA - United States of America

No.	Name	Field Goals		2 Points		3 Points		Free Throws		Rebounds			AS	TO	ST	BS	PF	FD	PTS
		M/A	%	M/A	%	M/A	%	M/A	%	OR	DR	TOT							
2	BEALE TA	4/5	80	4/5	80			1/2	50	3		3						2	9
5	LEWIS J																		
6	LEE JR DD																		
*7	FLETCHER TP	3/6	50	1/2	50	2/4	50				1	1		1				5	8
8	WASHINGTON EJ	0/2	0	0/2	0					1	2	3	1					2	
9	LYONS II MA	8/21	38	7/13	54	1/8	12	4/8	50	3	3	6	2		2			4	21
*10	EVANS JR AI	1/3	33	1/3	33			2/2	100	3	5	8	1	2		1	3	4	
*11	HOLLAND MD (C)	6/12	50	2/3	67	4/9	44				2	2	1	1				2	16
*12	BROEKHUIS TJ	2/5	40	2/4	50	0/1	0				3	3		1		2	1	4	
*13	ELLIS EV	4/12	33	4/8	50	0/4	0	8/10	80	3	3	6		2	2			3	16
14	LAWSON JD	6/10	60	6/10	60			1/3	33	4	7	11	1	1				2	13
<b>Team/Coach</b>																			
<b>Totals</b>		34/76	45	27/50	54	7/26	27	16/25	64	17	28	45	6	8	4	3	24		91
<b>Coach</b>		BACHELOR JR Ricardo Antonio (USA)																	
<b>Assistant Coach</b>		JOHNSON Anwar Lyned (USA)																	

#### KOR - Korea, R.

No.	Name	Field Goals		2 Points		3 Points		Free Throws		Rebounds			AS	TO	ST	BS	PF	FD	PTS
		M/A	%	M/A	%	M/A	%	M/A	%	OR	DR	TOT							
4	PARK KS																		
*5	CHOI JS	6/14	43	3/8	38	3/6	50	3/3	100	4	9	13		2		1	4	18	
6	KIM WR	4/11	36	2/4	50	2/7	29	7/8	88	2	2	4	1	3			2	17	
*7	BYUN KH (C)	5/13	38	1/2	50	4/11	36				1	1	1	2			3	14	
*8	KIM SR	5/8	62	4/5	80	1/3	33	3/4	75	1	1	2		2	1		2	14	
*9	CHA BW	4/8	50	2/3	67	2/5	40	1/1	100		7	7					3	11	
10	PARK RH	1/5	20			1/5	20	3/3	100		2	2			1		2	6	
11	LEE GH	0/5	0	0/2	0	0/3	0	2/2	100	1	2	3	1		1	1	2	2	
12	LEE DS																		
13	KIM SK	2/4	50	2/2	100	0/2	0	1/2	50	3	2	5	2	1	1	1	3	5	
14	KIM SW	0/2	0	0/2	0			1/2	50	3	1	4		1				1	
*15	CHOI BK	1/6	17	1/5	20	0/1	0	4/4	100	4	2	6	1				3	6	
<b>Team/Coach</b>																			
<b>Totals</b>		28/76	37	15/33	45	13/43	30	25/29	86	20	30	50	6	11	4	3	24		94
<b>Coach</b>		LEE Hun Jae (KOR)																	
<b>Assistant Coach</b>		JANG Chang Gon (KOR) / KIM Gi Tae (KOR)																	

#### LEGEND

(C) Captain	OR	Offensive Rebounds	AS	Assists	PF	Fouls	DR	Defensive Rebounds	
TO	Turnovers	ST	Steals	M/A	Made/Attempts	TOT	Total Rebounds	BS	Blocked Shots
PTS	Points	%	Shooting Percentage	*	Starter	FD	Fouls Drawn		



## Results

### 경기 결과

Game No: 13

**USA 83 vs 88 QAT**  
(20:27, 15:18, 19:25, 22:6, 7:12)

Match Duration: 89:11

Referee: GOMEZ Christophe (FRA)

Commissioner: SHIN Gi Rok (KOR)

Umpire: LEE Ji Youn (KOR) / BOUSIAS Konstantinos (GRE)

#### USA - United States of America

No.	Name	Field Goals		2 Points		3 Points		Free Throws		Rebounds			AS	TO	ST	BS	PF	FD	PTS
		M/A	%	M/A	%	M/A	%	M/A	%	OR	DR	TOT							
2	BEALE TA	0/3	0	0/3	0			1/2	50	4	1	5	1	1				2	1
5	LEWIS J																		
6	LEE JR DD																		
*7	FLETCHER TP	6/12	50	4/8	50	2/4	50			2	3	5		4	1			3	14
8	WASHINGTON EJ	4/7	57	4/7	57			2/6	33	3	5	8	2	2	1	1	1	1	10
9	LYONS II MA	5/15	33	3/9	33	2/6	33	4/6	67		2	2	1		3	2	1		16
*10	EVANS JR AI	3/6	50	2/3	67	1/3	33	2/2	100	4	1	5							9
*11	HOLLAND MD (C)	2/10	20	1/2	50	1/8	12	2/2	100		4	4	2	3			1		7
*12	BROEKHUIS TJ	3/6	50	3/6	50			1/2	50	3	5	8		3			4		7
*13	ELLIS EV	4/13	31	2/6	33	2/7	29	5/6	83	1		1		1	1		3		15
14	LAWSON JD	2/3	67	2/3	67					1	2	3					1		4
<b>Team/Coach</b>																			
<b>Totals</b>		29/75	39	21/47	45	8/28	29	17/26	65	20	31	51	6	14	6	3	16		83
<b>Coach</b>	BACHELOR JR Ricardo Antonio (USA)																		
<b>Assistant Coach</b>	JOHNSON Anwar Lyned (USA)																		

#### QAT - Qatar

No.	Name	Field Goals		2 Points		3 Points		Free Throws		Rebounds			AS	TO	ST	BS	PF	FD	PTS
		M/A	%	M/A	%	M/A	%	M/A	%	OR	DR	TOT							
1	ABDELBASET KMR																		
*2	WATSON BH	9/17	53	6/10	60	3/7	43	1/1	100		3	3	5	5	2		5		22
4	SALL CI																		
5	MAGASSA AB																		
*6	ABILMONA FH (C)	9/22	41	6/12	50	3/10	30	2/2	100	5	6	11	4	2	2	1	5		23
*8	NDIAYE O	2/5	40	0/3	0	2/2	100	2/2	100	1	1	2					1		8
9	ALI AT	1/4	25	0/1	0	1/3	33	1/2	50		2	2					2		4
10	NDOYE ASB	3/5	60	1/1	100	2/4	50	0/2	0	1		1	1	4			1		8
12	NDOUR MS	1/4	25	1/4	25					1	4	5		1		1	3		2
13	TOURE CA	0/1	0			0/1	0							1	2		2		
*15	SALEM OA	1/6	17	1/3	33	0/3	0				2	2		3			1		2
*23	NGOM BM	8/13	62	6/10	60	2/3	67	1/1	100	3	8	11	2		3	2	2		19
<b>Team/Coach</b>																			
<b>Totals</b>		34/77	44	21/44	48	13/33	39	7/10	70	13	31	44	12	16	9	4	22		88
<b>Coach</b>	MILOVANOVIC Dragoslav (QAT)																		
<b>Assistant Coach</b>	NDAO Boubacar (QAT)																		

#### LEGEND

(C) Captain	OR	Offensive Rebounds	AS	Assists	PF	Fouls	DR	Defensive Rebounds	
TO	Turnovers	ST	Steals	M/A	Made/Attempts	TOT	Total Rebounds	BS	Blocked Shots
PTS	Points	%	Shooting Percentage	*	Starter	FD	Fouls Drawn		

## Results

### 경기 결과

Game No: 17

**CAN 46 vs 106 USA**  
(9:28, 15:24, 10:30, 12:24)

Match Duration: 49:36

Referee: AN Youngsun (KOR)

Commissioner: LEE Ji Youn (KOR)

Umpire: BOUSIAS Konstantinos (GRE) / PIGNOLET Alexandre (FRA)

### CAN - Canada

No.	Name	Field Goals		2 Points		3 Points		Free Throws		Rebounds			AS	TO	ST	BS	PF	FD	PTS	
		M/A	%	M/A	%	M/A	%	M/A	%	OR	DR	TOT								
4	VOTOUR SMV	1/1	100	1/1	100						1	1	2	1	1				2	
*5	BROWN CL	0/11	0	0/6	0	0/5	0	2/2	100	2		2	1	3				1	2	
*7	LEGER NDJ (C)	2/11	18	1/7	14	1/4	25									1		3	5	
8	JACOBS RH	1/3	33	1/2	50	0/1	0	5/6	83	1	2	3		1	1			1	7	
9	DUKE CTMG	0/5	0	0/1	0	0/4	0				4	4		2						
10	RICHARDS GS	1/4	25			1/4	25											1	3	
*11	KRAJCIK BM	1/4	25	1/2	50	0/2	0				1	1	2	1		1	1		2	
13	RUTTY T JG	3/10	30	3/10	30			3/4	75	2	5	7		4	2	2	1		9	
*15	BARD C	1/3	33			1/3	33	1/2	50		3	3		4				2	4	
*21	ASQUINI AT	4/9	44	4/9	44			2/2	100	1	3	4		3				2	10	
23	WHITMAN D	1/5	20	1/5	20			0/1	0	2	3	5		1	1	1	2		2	
<b>Team/Coach</b>																				
<b>Totals</b>		15/66	23	12/43	28	3/23	13	13/17	76	10	25	35		5	20	5	5	14		46
<b>Coach</b>	MACINTOSH Alexander Duncan (CAN)																			
<b>Assistant Coach</b>	KERR Jeremy Jason (CAN)																			

### USA - United States of America

No.	Name	Field Goals		2 Points		3 Points		Free Throws		Rebounds			AS	TO	ST	BS	PF	FD	PTS	
		M/A	%	M/A	%	M/A	%	M/A	%	OR	DR	TOT								
*2	BEALE TA	12/15	80	12/15	80			11/11	100	5	4	9		2	2		2		35	
5	LEWIS J	2/8	25	2/8	25					3	4	7	1	1	1	2	2		4	
6	LEE JR DD	1/2	50	1/1	100	0/1	0			1	8	9	2	4	3		1		2	
*7	FLETCHER TP	8/12	67	4/6	67	4/6	67	1/1	100		2	2	1	1	2				21	
8	WASHINGTON EJ	4/8	50	4/7	57	0/1	0				1	1		2			3		8	
9	LYONS II MA	4/11	36	1/3	33	3/8	38			3	3	6	1	2	1		2		11	
*10	EVANS JR AI	1/3	33	1/2	50	0/1	0	2/2	100		4	4	1		2		1		4	
*11	HOLLAND MD (C)	3/9	33	2/4	50	1/5	20			2	5	7			1	1	3		7	
12	BROEKHUIS TJ																			
*13	ELLIS EV	3/9	33	2/5	40	1/4	25	2/2	100	2	3	5	1			1	1		9	
14	LAWSON JD	2/5	40	2/5	40			1/2	50	3	2	5				1			5	
<b>Team/Coach</b>																				
<b>Totals</b>		40/82	49	31/56	55	9/26	35	17/18	94	16	41	57		7	10	14	5	15		106
<b>Coach</b>	BACHELOR JR Ricardo Antonio (USA)																			
<b>Assistant Coach</b>	JOHNSON Anwar Lyned (USA)																			

### LEGEND

(C) Captain	OR	Offensive Rebounds	AS	Assists	PF	Fouls	DR	Defensive Rebounds	
TO	Turnovers	ST	Steals	M/A	Made/Attempts	TOT	Total Rebounds	BS	Blocked Shots
PTS	Points	%	Shooting Percentage	*	Starter	FD	Fouls Drawn		

## Results

### 경기 결과

Game No: 22

**USA 95 vs 63 FRA**  
(25:21, 26:11, 23:11, 21:20)

Match Duration: 65:03

Referee: LEE Ji Youn (KOR)

Commissioner: MAHMOUD Imadeddin Numan Rafiq (QAT)

Umpire: BARTH Benjamin (GER) / BACHEM Rene (GER)

### USA - United States of America

No.	Name	Field Goals		2 Points		3 Points		Free Throws		Rebounds			AS	TO	ST	BS	PF	FD	PTS
		M/A	%	M/A	%	M/A	%	M/A	%	OR	DR	TOT							
*2	BEALE TA	7/11	64	7/11	64			3/3	100	4	5	9		1	1	3	3		17
5	LEWIS J	4/8	50	4/8	50			1/1	100	2	5	7		1	1	1	2		9
6	LEE JR DD	3/8	38	0/1	0	3/7	43			1	4	5	1	1	3				9
*7	FLETCHER TP	3/6	50	2/2	100	1/4	25				1	1	2	2	2				7
8	WASHINGTON EJ	2/6	33	2/5	40	0/1	0	1/2	50	1	3	4		1	1				5
9	LYONS II MA	2/4	50	2/3	67	0/1	0	1/2	50					3	1		4		5
*10	EVANS JR AI	1/2	50	1/2	50			1/2	50	1	2	3		1	2	1	2		3
*11	HOLLAND MD (C)	5/14	36	1/3	33	4/11	36			2	7	9		2	1	1	2		14
12	BROEKHUIS TJ																		
*13	ELLIS EV	4/9	44	3/6	50	1/3	33			1	3	4		3	1		1		9
14	LAWSON JD	8/13	62	8/13	62			1/1	100	4	6	10	2	2	1	1	1		17
<b>Team/Coach</b>																			
<b>Totals</b>		39/81	48	30/54	56	9/27	33	8/11	73	17	38	55	5	17	14	7	15		95
<b>Coach</b>	BACHELOR JR Ricardo Antonio (USA)																		
<b>Assistant Coach</b>	JOHNSON Anwar Lyned (USA)																		

### FRA - France

No.	Name	Field Goals		2 Points		3 Points		Free Throws		Rebounds			AS	TO	ST	BS	PF	FD	PTS
		M/A	%	M/A	%	M/A	%	M/A	%	OR	DR	TOT							
4	AUCOURT C	0/1	0			0/1	0												
5	LEMERCIER V	2/7	29	2/5	40	0/2	0			1		1	1	2			2		4
6	BARTHES A	3/11	27	3/8	38	0/3	0	0/3	0	1	1	2		2	2				6
*7	KAUFMAN K	0/6	0	0/3	0	0/3	0				2	2	2	4	1		3		
*8	BORSKI T	3/6	50	3/5	60	0/1	0	1/3	33	1		1		1	1		4		7
9	KAPAMBA J	0/2	0	0/2	0					1		1		1					
10	VULLIN C	2/9	22			2/9	22			1	1	2	2	2	1				6
11	GIMENO HERNANDEZ O										2	2	2	1	2		1		
*12	BOREL T	6/10	60	6/10	60			1/1	100	2	3	5		2	1		1		13
*13	KEITA CH A	3/8	38	1/2	50	2/6	33	1/1	100	2	5	7	1	1	1		2		9
14	LUCAS P	1/3	33	1/3	33						1	1		1			1		2
*15	Di MARZIO X (C)	7/12	58	7/11	64	0/1	0	2/6	33	1	6	7	1	3	1	3	1		16
<b>Team/Coach</b>																			
<b>Totals</b>		27/75	36	23/49	47	4/26	15	5/14	36	13	24	37	9	20	10	3	15		63
<b>Coach</b>	PODER Philippe (FRA)																		
<b>Assistant Coach</b>	BRASSELET Samuel (FRA) / GUICHE Jerome (FRA)																		

### LEGEND

(C) Captain	OR	Offensive Rebounds	AS	Assists	PF	Fouls	DR	Defensive Rebounds	
TO	Turnovers	ST	Steals	M/A	Made/Attempts	TOT	Total Rebounds	BS	Blocked Shots
PTS	Points	%	Shooting Percentage	*	Starter	FD	Fouls Drawn		



CIS



# CYCLING

**M 6TH MILITARY WORLD GAMES**  
MUNGYEONG, SOUTH KOREA

## CYCLING

Dates: 6-8 October 2015  
Location: Mungyeong Cycling Course  
Event (s): Men/Women Individual Time Trials  
Men/Women Individual/Team Road Race

### PARTICIPATING NATIONS MEN

USA	Armenia	Qatar
Brazil	Bahrain	Slovakia
Germany	India	France
South Korea	Netherlands	Russia
Mongolia	UAE	Iran

### PARTICIPATING NATIONS WOMMEN

USA	Belgium	Russia
Germany	South Korea	Brazil

### FINAL RANKING

#### MEN'S TEAM ROAD RACE

1st Place	South Korea
2nd Place	France
3rd Place	Germany
<b>9th Place</b>	<b>USA</b>

#### WOMEN'S TEAM ROAD RACE

1st Place	Brazil
2nd Place	Russia
3rd Place	Belgium
4th Place	USA



**2015 U.S. ARMED FORCES CYCLING TEAM ROSTER**  
**2-11 October – CISM 6<sup>th</sup> Military World Games, Mungyeong, Republic of Korea**



Rank	Last Name	First Name	Service	Gender	Duty Station	Home Town
2LT	Allong	Gabriella	Army	Female	Fort Bliss, TX	Queens, NY
Maj	Gaffney	Shannon	USAF	Female	Nellis AFB, NV	Albany, NY
Maj	Talent	Melissa	USAF	Female	Camp Smith, HI	Sterling, VA
Capt	Cahill	Sean	USAF	Male	Barnes ANGB, MA	Burlington, CT
CPT	Driscoll	Alex	Army	Male	Fort Huachuca, AZ	Sewell, NJ
TSgt	Farr	Dwayne	USAF	Male	Oregon Air Guard	Ridgefield, WA
1LT	Gallagher	Michael	Army	Male	Oregon National Guard	Portland, OR
Maj	Holt	Ian	USAF	Male	U.S. Air Force Academy, CO	Bethlehem, PA
Capt	Shalebriski	Jay	USAF	Male	Fairchild AFB	Elm Grove, WI
CPT	Solis	Jose	Army	Male	Vicenza, Italy	Tampa, FL
2d Lt	Zavislan	Stefan	USAF	Male	Los Angeles AFB, CA	Pittsford, NY

Rank	Last Name	First Name	Service	Title	Duty Station	Home Town
Mr.	Ganoung	George	CIV	Coach		
Mr.	Salazar	Stephen	CIV	Trainer		
Mr.	Westenburg	Brent	CIV	Mechanic		
Ms.	Ponzio	Debra	USAF	Team Captain	Buckley AFB, CO	

**TEAM USA INDIVIDUAL PERFORMANCES**

Men's Time Trial	2d Lt	Stefan	Zavislan	USAF	12th
Men's Time Trial	Maj	Ian	Holt	USAF	20th
Women's Time Trial	Maj	Melissa	Tallent	USAF	6th
Women's Time Trial	Maj	Shannon	Gaffney	USAF	7th
Men's Road Race	Maj	Ian	Holt	USAF	45th
Men's Road Race	Capt	Sean	Cahill	USAF	47th
Men's Road Race	CPT	Alexander	Driscoll	Army	55th
Men's Road Race	TSgt	Dwayne	Farr	USAF	68th
Men's Road Race	2d Lt	Stefan	Zavislan	USAF	69th
Men's Road Race	1LT	Michael	Gallagher	Army	73rd
Men's Road Race	CPT	Jose	Solis	Army	80th
Men's Road Race	Capt	John	Shalebriski	USAF	83rd
Women's Road Race	Maj	Shannon	Gaffney	USAF	11th
Women's Road Race	Maj	Melissa	Tallent	USAF	13th
Women's Road Race	2LT	Gabriella	Allong	Army	15th

# **COMPLETE TEAM USA CYCLING RESULTS**





## Results

### 경기 결과

As of WED 7 OCT 2015

Rank	Nation	Race Number	Name	Final Time	Time Behind
1	KOR	55	PARK Kyoung Ho	2:51:28	+0
		54	PARK Keon Woo	2:51:29	+0:01
		53	CHOI Seung Woo	2:51:30	+0:02
		52	KANG Suk Ho	2:51:31	+0:03
<b>Total :</b>				<b>11:25:58</b>	<b>+0</b>
2	FRA	148	SINNER Benoit	2:51:29	+0:01
		142	GONNET Julien	2:51:29	+0:01
		144	LEFRANCOIS Olivier	2:51:30	+0:02
		147	TORTELIER Etienne	2:51:31	+0:03
<b>Total :</b>				<b>11:25:59</b>	<b>+0:01</b>
3	GER	33	SCHAEFER Stefan	2:51:30	+0:02
		36	KOCH Michel	2:51:30	+0:02
		32	MUELLER Alexander	2:51:31	+0:03
		31	KALZ Marcel	2:51:31	+0:03
<b>Total :</b>				<b>11:26:02</b>	<b>+0:04</b>
4	RUS	93	TCATEVICH Aleksei	2:51:29	+0:01
		91	STASH Mamy	2:51:29	+0:01
		92	TROFIMOV Yury	2:51:32	+0:04
		95	DUIUNOV Vladislav	2:51:32	+0:04
<b>Total :</b>				<b>11:26:02</b>	<b>+0:04</b>
5	BRA	13	de MATTOS ANDRIATO Rafael	2:51:29	+0:01
		16	CORREIA DINIZ Alex	2:51:31	+0:03
		15	PINHEIRO da SILVA Roberto	2:51:31	+0:03
		17	MAYER ARSENO Alex David	2:51:32	+0:04
<b>Total :</b>				<b>11:26:03</b>	<b>+0:05</b>
6	BRN	23	JAWAD Mansoor Mohamed Mansoor	2:51:30	+0:02
		21	ALAWI Sayed Ahmed Khalil Ebrahi	2:51:31	+0:03
		22	SALEH Ali Hasan Mansoor Jawad	2:51:31	+0:03
		24	AYOOB Isa Ayoob Ismail Salem	2:51:31	+0:03
<b>Total :</b>				<b>11:26:03</b>	<b>+0:05</b>
7	IRI	154	HAGHI Alireza	2:51:31	+0:03
		158	NATEGHI Hossein	2:51:31	+0:03
		155	MAHDI Rajabikaboodcheshmeh	2:51:31	+0:03
		156	ARIYAN Behnam	2:51:32	+0:04
<b>Total :</b>				<b>11:26:05</b>	<b>+0:07</b>
8	NED	66	van EERD David	2:51:30	+0:02
		63	KIN Klaas Jan	2:51:32	+0:04
		64	NISSSEN Luuk	2:51:33	+0:05
		65	DEFAUWES Roel	2:51:44	+0:16
<b>Total :</b>				<b>11:26:19</b>	<b>+0:21</b>



## Results

### 경기 결과

As of WED 7 OCT 2015

Rank	Nation	Race Number	Name	Final Time	Time Behind
9	USA	135	HOLT Ian Jackson	2:51:34	+0:06
		131	CAHILL Sean Christopher	2:51:34	+0:06
		132	DRISCOLL Alexander Edward	2:52:31	+1:03
		133	FARR Dwayne Arnold	2:52:36	+1:08
<b>Total :</b>				<b>11:28:15</b>	<b>+2:17</b>
10	QAT	83	ELBOURDAINY Ahmed	2:51:31	+0:03
		81	JARBOUA Abdelrahman	2:52:31	+1:03
		88	SAYED Mohamed	2:52:31	+1:03
		82	AFIF Abdullah	2:52:31	+1:03
<b>Total :</b>				<b>11:29:04</b>	<b>+3:06</b>
11	UAE	121	ALI Abdulla Ahmed	2:52:31	+1:03
		122	BADR Mireza	2:52:33	+1:05
		123	ALMEMARI Nasser	2:53:07	+1:39
		127	AHMED Almrzouqi	2:56:54	+5:26
<b>Total :</b>				<b>11:35:05</b>	<b>+9:07</b>
12	IND	43	SINGH Satbir	2:51:31	+0:03
		44	KUMAR Atul	2:51:35	+0:07
		41	KARANDE Ravindra	2:53:46	+2:18
		42	KUMAR Pardeep	3:01:54	+10:26
<b>Total :</b>				<b>11:38:46</b>	<b>+12:48</b>
13	SVK	101	KOVAC Maros	2:51:30	+0:02
		102	TYBOR Patrik	2:51:32	+0:04
<b>Total :</b>				<b>11:38:47</b>	<b>+12:49</b>
14	MGL	71	TUULKHANGAI Tuguldur	2:51:31	+0:03
<b>Total :</b>				<b>11:38:47</b>	<b>+12:49</b>
15	ARM	1	MKRTCHYAN Mher	2:53:13	+1:45
<b>Total :</b>				<b>11:38:48</b>	<b>+12:50</b>

Entries / Nations	Course Segments			Total Race Distance
	Point to Point - Start	Laps	Point to Point - Finish	
85 / 15	6.5km	10 x 11.8km	6.5km	131.0km

Participants					Weather	Temperature
Entries / Nations	Finished	DNF	DSQ	DNS		
85 / 15	85	0	0	0	Cloudy	22-15



## Results


### 경기 결과

As of THU 8 OCT 2015

Rank	Nation	Race Number	Name	Final Time	Time Behind
1	BRA	12	FERNANDES SILVA Clemilda	1:49:19	+0
		11	FERNANDES SILVA Janiides	1:54:27	+5:08
<b>Total :</b>				<b>3:43:46</b>	<b>+0</b>
2	RUS	41	BOYARSKAYA Natalia	1:49:19	+0
		43	MOLICHEVA Irina	1:54:28	+5:09
<b>Total :</b>				<b>3:43:47</b>	<b>+0:01</b>
3	BEL	2	HANNES Kaat	1:58:55	+9:36
		1	POLSPOEL Maaike	2:01:30	+12:11
<b>Total :</b>				<b>4:00:25</b>	<b>+16:39</b>
4	USA	52	GAFFNEY Shannon Michelle	2:01:30	+12:11
		53	TALLENT Melissa Marie	2:01:32	+12:13
<b>Total :</b>				<b>4:03:02</b>	<b>+19:16</b>
5	GER	21	PURATH Bianca	2:01:31	+12:12
		22	SEEFELD Annika	2:01:43	+12:24
<b>Total :</b>				<b>4:03:14</b>	<b>+19:28</b>
6	KOR	31	PARK Seong Mi	2:01:32	+12:13
<b>Total :</b>				<b>4:03:14</b>	<b>+19:28</b>

Entries / Nations	Course Segments			Total Race Distance
	Point to Point - Start	Laps	Point to Point - Finish	
16 / 6	6.5km	5 x 11.8km	6.5km	72.0km

Participants					Weather	Temperature
Entries / Nations	Finished	DNF	DSQ	DNS		
16 / 6	16	0	0	0	Cloudy	22-16





# SOCCKER (M)

**M 6TH MILITARY WORLD GAMES**  
MUNGYEONG, SOUTH KOREA

## **MEN'S FOOTBALL (SOCCER)**

Dates: 30 September -10 October 2015

Locations: Mungyeong, Andong, Sangju, Yeongju

## **PARTICIPATING NATIONS**

USA	Algeria
Oman	South Korea
Egypt	Qatar
Brazil	France
Guinea	Canada

## **FINAL RANKING**

1st Place	Algeria
2nd Place	Oman
3rd Place	Korea
4th Place	Egypt
5th Place	Qatar
6th Place	Brazil
7th Place	France
8th Place	Guinea
9th Place	USA
10th Place	Canada



**2015 U.S. ARMED FORCES MEN'S SOCCER TEAM ROSTER**  
**2-11 October – CISM 6<sup>th</sup> Military World Games, Mungyeong, Republic of Korea**



Rank	Last Name	First Name	Service	Position	Number	Duty Station	Home Town
PO2	Afaisen	Christopher	Navy	D	11	Reserve Forces Command	Bellevue, NE
PO2	Baker	Kyle	Navy	F	7	SSFA Chantilly, VA	Bowie, MD
SSG	Blodgett	Joshua	Army	GK	1	Ft. Irwin, CA	Clinton, OK
LCpl	Brown	Adrian	USMC	M	15	MCB Butler, Okinawa	Copaigue, NY
1LT	Brown	Trent	Army	F	17	Ft. Bragg, NC	La Crosse, WI
Sgt	Cabrero	Miguel	USMC	GK	28	MCB Pendleton, CA	Fort Meade, FL
2d Lt	Downey	Caleb	USAF	D	20	Peterson AFB, CO	Denver, CO
SPC	Hayes	Kenneth	Army		30	Fort Carson, CO	
CPT	Hyles	Andrew	Army	M	10	Joint Base Lewis-McChord, WA	Wilkeson, WA
PVT	Ibarra	Alan	Army	M	14	Ft. Irwin, CA	Prescott Valley, AZ
2d Lt	Zendejas	Aaron	USAF	M	8	Kadena AB, Japan	Brentwood, TN
Cpl	Keago	Nixon	USMC	D	5	MCB Hawaii, HI	Houston, TX
SGT	Krueger	Christopher	Army	M	9	SHAPE, Belgium	Omaha, NE
2d Lt	Melcher	John	USAF	M	13	Fort Meade, MD	St. Simons Island, GA
Capt	Rosser	Kevin	USAF	M	6	Los Angeles AFB, CA	San Jose, CA
ENS	Sanchez	Martin	Navy	M	25	Navy Supply Corps School	Sailsbury, MD
PO1	Schinelli	Ian	Navy	M	27	San Diego, CA	San Diego, CA
SN	Smith	Craig	Navy	D	16	STA Sturgeon Bay, WI	St. Louis, MO
ENS	Wilson	Alexander	Navy	F	23	NAS Pensacola, FL	Phoenix, AZ
2d Lt	Wilson	Eric	USAF	D	21	FE Warren AFB, WY	Monument, CO

Rank	Last Name	First Name	Service	Title	Duty Station	Home Town
CPT	Locklear	Roye	Army	Coach	Army National Guard	St. Augustine, FL
Maj	Kirschman	Jeremiah	USAF	Asst. Coach	Kirkland AFB, NM	Albuquerque, NM
COL	Weaver	Gregory	Army	Athletic Trainer	JB San Antonio, TX	
LTC	Haight	David	Army	Team Physician	JB Lewis-McChord, WA	
CPO	Gavin	Nathan	Navy	Match Delegate	Washington, DC	Dallas, TX
MSgt	Morales	Mario	USMC	Team Captain	MCB Hawaii, HI	West New York, NJ

## COMPETITION SUMMARY

### Group A

Rank	Team	Pts	MP	W	D	L	GF	GA	GD
1	ALG	12	4	4	0	0	11	3	8
2	KOR	9	4	3	0	1	11	3	8
3	QAT	6	4	2	0	2	7	4	3
4	FRA	1	4	0	1	3	1	4	-3
5	USA	1	4	0	1	3	2	18	-16

Team	ALG	KOR	QAT	FRA	USA
ALG		3:2	2:1	1:0	5:0
KOR	2:3		1:0	1:0	7:0
QAT	1:2	0:1		1:0	5:1
FRA	0:1	0:1	0:1		1:1
USA	0:5	0:7	1:5	1:1	

### Group B

Rank	Team	Pts	MP	W	D	L	GF	GA	GD
1	OMA	9	4	3	0	1	18	3	15
2	EGY	9	4	3	0	1	14	4	10
3	BRA	9	4	3	0	1	6	3	3
4	GUI	3	4	1	0	3	4	14	-10
5	CAN	0	4	0	0	4	1	19	-18

Team	OMA	EGY	BRA	GUI	CAN
OMA		1:2	2:0	6:1	9:0
EGY	2:1		1:2	6:1	5:0
BRA	0:2	2:1		1:0	3:0
GUI	1:6	1:6	0:1		2:1
CAN	0:9	0:5	0:3	1:2	

### Classification

#### Gold Medal Match

ALG	
Match 36	
SAT 10 OCT	ALG
OMA	2:0 AET (00:00, 0:0)

#### Bronze Medal Match

KOR	
Match 31	
SAT 10 OCT	KOR
EGY	3:2 (0:2)

#### Classification 5-6

QAT	
Match 32	
SAT 10 OCT	QAT
BRA	3:2 (2:1)

#### Classification 7-8

GUI	
Match 33	
SAT 10 OCT	FRA
FRA	1:2 (0:2)

#### Classification 9-10

CAN	
Match 34	
SAT 10 OCT	USA
USA	2:3 AET (02:20, 2:0)

### Final Standings

Medal	Rank	Team
GOLD	1	ALG
SILVER	2	OMA
BRONZE	3	KOR
	4	EGY
	5	QAT
	6	BRA
	7	FRA
	8	GUI
	9	USA
	10	CAN



## TOURNAMENT STATISTICS

Team	MP	GF	GA	SG/S	PK	PKA	CK	OF	Fouls		Y	Red Cards		
									FC/Avg	FS/Avg		2Y=R	R	
ALG - Algeria	5	13	0	29/67	1/1		32	13	68/13.6	34/6.8	12		1	
BRA - Brazil	5	8	6	31/58	0/1		30	13	86/17.2	47/9.4	8		1	
CAN - Canada	5	3	22	10/24		0/1	13	3	58/11.6	12/2.4	6	1	1	
EGY - Egypt	5	16	8	39/86	0/1	0/1	42	11	51/10.2	43/8.6	7			
FRA - France	5	3	4	18/43		0/1	21	7	69/13.8	13/2.6	11		1	
GUI - Guinea	5	5	16	16/64		0/1	13	24	74/14.8	37/7.4	11	1	1	
KOR - Korea, R.	5	14	5	37/84	2/3		28	12	51/10.2	36/7.2	8		1	
OMA - Oman	5	18	4	39/74	0/1		21	8	42/8.4	43/8.6	6			
QAT - Qatar	5	10	4	30/58	1/1		17	13	65/13.0	33/6.6	13			
USA - United States of America	5	5	20	15/50		3/3	29	10	88/17.6	15/3.0	7		1	
Tournament	Totals		95	89	264/608	4/8	3/7	246	114	652	313	89	9	
	Averages (per Match)		2.6	2.5	7.3/16.9	0.1/0.2	0.1/0.2	6.8	3.2	18.1	8.7	2.5	0.2	



---

# **DAILY TEAM USA MATCH SCORES**



Mungyeong Civic Stadium  
문경시민운동장

WED 30 SEP 2015  
11:00

MUNGYEONG KOREA 2015  
6<sup>th</sup> CISM World Games

Football  
축구

Men  
남자팀

First Round  
조별 예선



## Match Report

### 경기 결과

Match 1

**KOR - USA**  
**7:0 (4:0)**

KOR - Korea, R.

STATISTICS

USA - United States of America

21	Shots:	6
11	Shots on Goal	0
3	Fouls	18
0	Corner Kicks	0
7	Free Kicks	2
1	Penalty Kicks:	0
2	Offsides	0
0	Own Goals	0
1	Yellow Cards (Cautions)	1
0	Expulsions (2nd Yellow)	0
0	Red Cards (Expulsions)	0
63%	Ball Possession	37%
37	Actual Playing Time	21

### KOR - Korea, R.

No.	Name	Pos	Min	GF	GA	SG/S	PK	Fouls		Y	Red Cards	
								FC	FS		2Y=R	R
1	YANG Dong Won	GK	90									
2	LEE Yong	DF	90			1/2			3			
3	PARK Jin Po	DF	58						1			
5	KIM Sung Hwan	MF	90	1		1/1	1/1	1	2	1		
9	LEE Seung Gi	MF	67	2		2/5			3			
10	JO Dong Kun	FW	90	2		4/5			2			
11	LIM Sang Hyub	FW	90			0/1		1				
13	KIM Oh Kyu	DF	90	1		1/1		1	1			
18	KIM Do Yup	FW	90			1/3			1			
20	HAN Sang Wun	FW	90			0/1						
Substitutes												
7	LEE Jung Hyub	FW	5									
8	KWAK Kwang Sun	DF	32						1			
19	PARK Gi Dong	FW	23	1		1/2						
<b>Totals</b>				7		11/21	1/1	3	15	1		

### USA - United States of America

No.	Name	Pos	Min	GF	GA	SG/S	PK	Fouls		Y	Red Cards	
								FC	FS		2Y=R	R
1	BLODGETT Joshua Robert	GK	90		7							
6	ROSSER Kevin Mc Kinney	MF	90			0/1		1	1			
8	ZENDEJAS Aaron Joseph	DF	90					1				
9	KRUEGER Christopher John	MF	45					3		1		
10	HYRES Andrew Richard	MF	45									
15	BROWN Adrian	FW	90			0/3		4				
20	DOWNEY Caleb Jon	DF	90									
21	WILSON Eric Carr	DF	76					1				
25	SANCHEZ Martin Vickers	DF	90			0/1						
27	SCHINELLI Ian Albert	MF	90					3	1			
Substitutes												
11	AFAISEN Christopher	DF	14									
13	MELCHER IV John Frederic	MF	45			0/1						
23	WILSON Alexander Nickolas	FW	45					3				
<b>Totals</b>				7	0/6			18	2	1		

### Legend:

(C)	Captain	+nn	Time when player substituted in	2Y=R	2nd Yellow =Red Card	A	Absent
AET	After Extra Time	DF	Defender	FC	Fouls Committed	FS	Fouls Suffered
FW	Forward	GA	Goals Against	GF	Goals For	GK	Goalkeeper
HT	Half-time	I	Injured	MF	Midfielder	Min	Minutes Played
N	Not Eligible to Play	-nn	Time when player substituted out	PK	Penalty Kicks(Goals/Shots)	Pos	Position
R	Red Cards (Expulsions)	SG/S	Shots on Goal/Shots	Y	Yellow Cards (Cautions)		



MUNGYEONG KOREA 2015  
6th CISM World Games

Andong Citrzen Ground  
안동시민운동장

FRI 2 OCT 2015  
15:00

Football  
축구

Men  
남자팀

First Round  
조별 예선



## Match Report

### 경기 결과

Match 8

USA - ALG  
0:5 (0:2)

USA - United States of America

1  
0  
13  
2  
15  
0  
3  
0  
2  
0  
1  
36%  
16

STATISTICS

Shots: 24  
Shots on Goal 12  
Fouls 12  
Corner Kicks 6  
Free Kicks 15  
Penalty Kicks: 1  
Offsides 3  
Own Goals 0  
Yellow Cards (Cautions) 2  
Expulsions (2nd Yellow) 0  
Red Cards (Expulsions) 0  
Ball Possession 64%  
Actual Playing Time 27

ALG - Algeria

24  
12  
12  
6  
15  
1  
3  
0  
2  
0  
0  
64%  
27

#### USA - United States of America

No.	Name	Pos	Min	GF	GA	SG/S	PK	Fouls		Y	Red Cards	
								FC	FS		2Y=R	R
1	BLODGETT Joshua Robert	GK	90		5							
6	ROSSER Kevin Mc Kinney	MF	90					2				
8	ZENDEJAS Aaron Joseph	DF	86					3				
9	KRUEGER Christopher John	MF	81					2		1		
10	HYRES Andrew Richard	MF	58									
11	AFAISEN Christopher	DF	90									
20	DOWNEY Caleb Jon	DF	90									
21	WILSON Eric Carr	DF	90					1				
23	WILSON Alexander Nickolas	FW	90					3		1		
25	SANCHEZ Martin Vickers	DF	90									
27	SCHINELLI Ian Albert	MF	75					2				1
Substitutes												
5	KEAGO Nixon	DF	4									
7	BAKER Kyle Portiea	MF	32									
15	BROWN Adrian	FW	9			0/1						
<b>Totals</b>					5	0/1		13		2	1	

#### ALG - Algeria

No.	Name	Pos	Min	GF	GA	SG/S	PK	Fouls		Y	Red Cards	
								FC	FS		2Y=R	R
1	SALHI Abdelkadir	GK	90									
2	NEMDIL Abdelkrim		83			1/1		2		1		
5	CHERCHAR Mohammed Ilyas		90									
6	BELHADI Mohamed		90	1		3/5						
7	BENKABLIA Mohammed		74									
10	YAYA Faouzi		90	1		2/6		2				
12	ABID Mohamed Lamine		70			2/3		1				
13	DARFALOU Oussama		90			1/4		2				
18	DAOUD Farid		90			0/1		1				
19	ENSAAD Abderrahman		90					4		1		
20	YOUCEF Maamar		90	2		2/2						
Substitutes												
9	HAMZAOUI Okacha		20	1			1/1					
11	RAHAL Faouzi		16			1/2						
15	MADDOUR Nasser		7									
<b>Totals</b>				5		12/24	1/1	12		2		

#### Legend:

(C)	Captain	+nn	Time when player substituted in	2Y=R	2nd Yellow =Red Card	A	Absent
AET	After Extra Time	DF	Defender	FC	Fouls Committed	FS	Fouls Suffered
FW	Forward	GA	Goals Against	GF	Goals For	GK	Goalkeeper
HT	Half-time	I	Injured	MF	Midfielder	Min	Minutes Played
N	Not Eligible to Play	-nn	Time when player substituted out	PK	Penalty Kicks(Goals/Shots)	Pos	Position
R	Red Cards (Expulsions)	SG/S	Shots on Goal/Shots	Y	Yellow Cards (Cautions)		



MUNGYEONG KOREA 2015  
6th CISM World Games

Andong Citrzen Ground  
안동시민운동장

SUN 4 OCT 2015  
15:00

Football  
축구

Men  
남자팀

First Round  
조별 예선



## Match Report

### 경기 결과

Match 14

**QAT - USA**  
**5:1 (2:0)**

#### QAT - Qatar

19  
13  
12  
3  
19  
1  
2  
0  
2  
0  
0  
58%  
31

#### STATISTICS

Shots: 6  
Shots on Goal: 3  
Fouls: 16  
Corner Kicks: 4  
Free Kicks: 13  
Penalty Kicks: 0  
Offsides: 4  
Own Goals: 0  
Yellow Cards (Cautions): 2  
Expulsions (2nd Yellow): 0  
Red Cards (Expulsions): 0  
Ball Possession: 42%  
Actual Playing Time: 22

#### USA - United States of America

6  
3  
16  
4  
13  
0  
4  
0  
2  
0  
0  
42%  
22

#### QAT - Qatar

No.	Name	Pos	Min	GF	GA	SG/S	PK	Fouls		Y	Red Cards	
								FC	FS		2Y=R	R
1	MIGUEL Jackson	GK	90		1							
5	NDIAYE Elhadji	MF	90			1/1		1		1		
7	SALAMA Mohamed	DF	45									
8	ETIENNE Ebanda	MF	90	1		1/1		3				
9	ALI Umar	FW	90	2		3/5	1/1	2				
10	DIALLO Mamoudou	FW	45			0/1						
12	GAMEL Ismael	DF	90					1				
19	TALBI Mohamed	DF	90			1/2		2		1		
20	BOUALLAG Abbas	MF	90			2/2		1				
21	YOUSSEF Offak	DF	90									
77	ODOI Justice	FW	73	2		3/5		1				
Substitutes												
2	ISA Anas	DF	45					1				
4	ABDOULAKUQD Ngion	FW	17			1/1						
18	OUSMAN Yaya	FW	45			1/1						
<b>Totals</b>					5	1	13/19	1/1	12		2	

#### USA - United States of America

No.	Name	Pos	Min	GF	GA	SG/S	PK	Fouls		Y	Red Cards	
								FC	FS		2Y=R	R
1	BLODGETT Joshua Robert	GK	90		5							
6	ROSSER Kevin Mc Kinney	MF	90					1				
7	BAKER Kyle Portiea	MF	90	1		1/1		1				
10	HYRES Andrew Richard	MF	75			1/2		2				
11	AFAISEN Christopher	DF	90					1				
13	MELCHER IV John Frederic	MF	75			0/1		2		1		
17	BROWN Trent	FW	90			1/2		4		1		
20	DOWNEY Caleb Jon	DF	90					1				
21	WILSON Eric Carr	DF	90					1				
23	WILSON Alexander Nickolas	FW	62					3				
25	SANCHEZ Martin Vickers	DF	90									
Substitutes												
14	IBARRA Alan	MF	15									
15	BROWN Adrian	FW	28									
16	SMITH Craig Douglas	MF	15									
<b>Totals</b>					1	5	3/6		16		2	

#### Legend:

<b>(C)</b> Captain	<b>+nn</b> Time when player substituted in	<b>2Y=R</b> 2nd Yellow =Red Card	<b>A</b> Absent
<b>AET</b> After Extra Time	<b>DF</b> Defender	<b>FC</b> Fouls Committed	<b>FS</b> Fouls Suffered
<b>FW</b> Forward	<b>GA</b> Goals Against	<b>GF</b> Goals For	<b>GK</b> Goalkeeper
<b>HT</b> Half-time	<b>I</b> Injured	<b>MF</b> Midfielder	<b>Min</b> Minutes Played
<b>N</b> Not Eligible to Play	<b>-nn</b> Time when player substituted out	<b>PK</b> Penalty Kicks(Goals/Shots)	<b>Pos</b> Position
<b>R</b> Red Cards (Expulsions)	<b>SG/S</b> Shots on Goal/Shots	<b>Y</b> Yellow Cards (Cautions)	



MUNGYEONG KOREA 2015  
6th CISM World Games

Sangju Civic Stadium  
상주시민운동장

THU 8 OCT 2015  
11:00

Football  
축구

Men  
남자팀

First Round  
조별 예선



## Match Report

### 경기 결과

Match 25

USA - FRA  
1:1 (1:1)

USA - United States of America

8  
3  
14  
8  
19  
0  
3  
0  
2  
0  
0  
45%  
26

STATISTICS

Shots: 12  
Shots on Goal: 5  
Fouls: 14  
Corner Kicks: 10  
Free Kicks: 14  
Penalty Kicks: 0  
Offsides: 3  
Own Goals: 0  
Yellow Cards (Cautions): 1  
Expulsions (2nd Yellow): 0  
Red Cards (Expulsions): 0  
Ball Possession: 55%  
Actual Playing Time: 32

FRA - France

12  
5  
14  
10  
14  
0  
3  
0  
1  
0  
0  
55%  
32

#### USA - United States of America

No.	Name	Pos	Min	GF	GA	SG/S	PK	Fouls		Y	Red Cards	
								FC	FS		2Y=R	R
1	BLODGETT Joshua Robert	GK	90		1							
8	ZENDEJAS Aaron Joseph	DF	90			1/1			1			
9	KRUEGER Christopher John	MF	90	1		1/3			2			
10	HYRES Andrew Richard	MF	45					2				
11	AFAISEN Christopher	DF	82			0/1						
15	BROWN Adrian	FW	76			0/1		2	2			
17	BROWN Trent	FW	90			1/1		2	3			
20	DOWNEY Caleb Jon	DF	90									
21	WILSON Eric Carr	DF	90					3				
23	WILSON Alexander Nickolas	FW	90					3	3	1		
25	SANCHEZ Martin Vickers	DF	90			0/1		1		1		
Substitutes												
6	ROSSER Kevin Mc Kinney	MF	45					1	2			
7	BAKER Kyle Portiea	MF	8									
13	MELCHER IV John Frederic	MF	14									
<b>Totals</b>					1	1	3/8		14	13	2	

#### FRA - France

No.	Name	Pos	Min	GF	GA	SG/S	PK	Fouls		Y	Red Cards	
								FC	FS		2Y=R	R
1	DENIS Nolan		90									
2	TRINITE Jessy		86			1/1		1	1			
5	HUREL Jeremy		90			0/1		2	1			
7	FABRICE Abriel		90					5				
9	BENEDICK Yan		90			0/3						
10	JOUGOUNOUX Thomas		57						1			
11	MAGNIER Romain		90	1		1/1			3			
12	PICAUDOU Kevin		90					1	1			
15	YAMNAIME Wesley		90			1/2		1	2			
18	ASBABOU Abdellah		90					3	2	1		
19	SAEZ Jose		68			1/2			1			
Substitutes												
3	BIZOT Johan		4									
13	OGGAD Yann		22			0/1		1	1			
21	DUMONTANT Kevin		33			1/1						
<b>Totals</b>					1		5/12		14	13	1	

#### Legend:

(C)	Captain	+nn	Time when player substituted in	2Y=R	2nd Yellow =Red Card	A	Absent
AET	After Extra Time	DF	Defender	FC	Fouls Committed	FS	Fouls Suffered
FW	Forward	GA	Goals Against	GF	Goals For	GK	Goalkeeper
HT	Half-time	I	Injured	MF	Midfielder	Min	Minutes Played
N	Not Eligible to Play	-nn	Time when player substituted out	PK	Penalty Kicks(Goals/Shots)	Pos	Position
R	Red Cards (Expulsions)	SG/S	Shots on Goal/Shots	Y	Yellow Cards (Cautions)		



Yeongju Civic Stadium  
영주시민운동장

SAT 10 OCT 2015  
15:00

MUNGYEONG KOREA 2015  
6<sup>th</sup> CISM World Games

Football  
축구

Men  
남자팀

Classification 9-10  
순위결정전 9-10



## Match Report

### 경기 결과

Match 34

**CAN - USA**  
**2:3 AET (20:02, 2:0) : PSO**

CAN - Canada	STATISTICS	USA - United States of America
7	Shots:	29
3	Shots on Goal	9
18	Fouls	27
3	Corner Kicks	15
25	Free Kicks	18
0	Penalty Kicks:	0
0	Offsides	0
0	Own Goals	1
1	Yellow Cards (Cautions)	0
0	Expulsions (2nd Yellow)	0
0	Red Cards (Expulsions)	0
32%	Ball Possession	68%
23	Actual Playing Time	50

#### CAN - Canada

No.	Name	Pos	Min	GF	GA	SG/S	PK	Fouls		Y	Red Cards	
								FC	FS		2Y=R	R
1	van UDEN Tyler John Anthony	GK	120		3							
2	TARRANT Devin	DF	120			1/1						
3	ST ONGE Thomas Lawrence	DF	120					1				
4	YARUK Ivan	DF	120									
6	LEGENDRE James Arthur	MF	120					2				
7	CHAMBERS Liam Michael	MF	120			1/4		2				
8	COPOC Jeffrey David	MF	120	1		1/1		2				
9	PLADA Marcelo	FW	81			0/1		1				
10	IRESOON Stuart Ashley	MF	90					3				
11	GONTHIER Dominique	DF	36					1		1		
15	BENARIBA Karim	MF	120					2				
Substitutes												
5	SZKWAREK Stefan Paul	MF	84					1				
14	CARROLL OUELLETTE Shawn	FW	39					2				
19	ARSENEAULT Patrick Joseph Lucien	FW	30					1				
	Own goal			1								
<b>Totals</b>					2	3	3/7		18		1	

#### USA - United States of America


No.	Name	Pos	Min	GF	GA	SG/S	PK	Fouls		Y	Red Cards	
								FC	FS		2Y=R	R
1	BLODGETT Joshua Robert	GK	120		2							
7	BAKER Kyle Portiea	MF	64					2				
8	ZENDEJAS Aaron Joseph	DF	109			2/5						
9	KRUEGER Christopher John	MF	120			1/5		1				
11	AFAISEN Christopher	DF	120					1				
14	IBARRA Alan	MF	76			0/1		2				
17	BROWN Trent	FW	120	2		2/7		7				
20	DOWNEY Caleb Jon	DF	120			0/1		1				
21	WILSON Eric Carr	DF	120					5				
25	SANCHEZ Martin Vickers	DF	120					1				
27	SCHINELLI Ian Albert	MF	120	1		2/5		5				
Substitutes												
6	ROSSER Kevin Mc Kinney	MF	44									
10	HYRES Andrew Richard	MF	56			2/5		1				
13	MELCHER IV John Frederic	MF	11					1				
<b>Totals</b>					3	2	9/29		27			

Legend:			
(C)	Captain	+nn	Time when player substituted in
AET	After Extra Time	DF	Defender
FW	Forward	GA	Goals Against
HT	Half-time	I	Injured
N	Not Eligible to Play	-nn	Time when player substituted out
R	Red Cards (Expulsions)	SG/S	Shots on Goal/Shots
2Y=R	2nd Yellow =Red Card	FC	Fouls Committed
A	Absent	GF	Goals For
FS	Fouls Suffered	MF	Midfielder
GK	Goalkeeper	PK	Penalty Kicks(Goals/Shots)
Min	Minutes Played	Y	Yellow Cards (Cautions)
Pos	Position		



CIS





# SOCCKER (W)

**M 6TH MILITARY WORLD GAMES**  
MUNGYEONG, SOUTH KOREA

## WOMEN'S FOOTBALL (SOCCER)

Dates: 30 September -10 October 2015  
Locations: Gimcheon Sports Complex

### PARTICIPATING NATIONS

USA	Brazil
France	Germany
South Korea	Netherlands

### FINAL RANKING

1st Place	Brazil
2nd Place	France
3rd Place	South Korea
4th Place	Netherlands
5th Place	Germany
6th Place	USA





**2015 U.S. ARMED FORCES WOMEN'S SOCCER TEAM ROSTER**  
**2-11 October – CISM 6<sup>th</sup> Military World Games, Mungyeong, Republic of Korea**



Rank	Last Name	First Name	Service	Position	Number	Duty Station	Home Town
2ndLt	Benitez-Strine	Stephanie	USMC	Def	5	Camp Hansen, Japan	Cornwall, NY
2Lt	Bratt	Leah	USAF	Mid	19	Dover AFB, DE	Syracuse, NY
1Lt	Capra	Meagan	USAF	Def	8	JB San Antonio-Lackland, TX	Lake Mary FL
1Lt	Shanklin - Cooper	Krystin	USAF	Mid	21	Wright-Patterson AFB, OH	Thousands Oaks, CA
ENS	Dankanich	Morgan	USN	Forward	10	US Naval Academy, MD	Downington, PA
Capt	Finch	Susan	USAF	Mid	18	JB Charleston, SC	Reston, VA
2Lt	Gleason	Alyson	USAF	GK	12	Vandenberg AFB, CA	Atwater, CA
LT	Grijalva	Jennifer	USN	Mid	11	Pentagon, Washington DC	San Jose, CA
1stLt	Herren	Kate	USMC	Mid	22	MCAS Cherry Point, NC	Auburn, WA
ENS	Hunter	Rachel	USN	Mid	2	USS Makin Island, San Diego, CA	Raleigh, NC
ENS	Kelty	Caprice	USN	Mid	17	US Naval Academy, MD	Annapolis, MD
2Lt	Laurent	Kelly	USAF	Def	4	USUHS, Walter Reed NMMC, DC	St Louis, MO
2Lt	Lockerby	Sophia	USAF	Mid	6	Cape Canaveral AFS, FL	Great Falls, MT
2LT	McGuigan	Molly	USA	Def	20	Fort Campbell, KY	Boulder, CO
LT	Moeller	Michelle	USN	Mid	1	HQ Maritime Cm, UK	Cincinnati, OH
SrA	Mutcher	Karen	USAF	Mid	3	US Air Force Academy, CO	Cumberland, MD
2Lt	Patterson	Stephanie	USAF	Mid	23	Los Angeles AFB, CA	Versailles, KY
2LT	Spier	Harley	USA	Mid	16	Fort Wainwright, AK	Lehi, UT
2Lt	Stambaugh	Kelly	USAF	GK	00	Wright-Patterson AFB, OH	Clarksville, MD
Capt	Ziobro	Celine	USAF	Def	15	JB Pearl Harbor-Hickam, HI	Henderson, NV
2Lt	Castro	Bridgette	USAF	Def	7	Little Rock, AR	Melbourne Beach, FL

Rank	Last Name	First Name	Service	Title	Duty Station	Home Town
Mr.	Buterbaugh	Dale	CIV	Coach	Tampa, FL	Erie, PA
Mr.	Zavala	Jorge	CIV	Asst. Coach	Tampa, FL	Ecuador
LT	Jansen	Brittany	Navy	Athletic Trainer	Portsmouth, VA	Milwaukee, WI
LTC	Johnson	Anthony	Army	Team Physician	JB San Antonio, TX	San Antonio, TX
LT	Laraway	Kristen	USN	Match Delegate	ROTC, VA Mil Institute, VA	Long Valley, NJ
Mr.	Kevin	Davalos	USAF	Team Captain	Seymour Johnson AFB, NC	San Francisco, CA

## COMPETITION SUMMARY

### Group A

Rank	Team	Pts	MP	W	D	L	GF	GA	GD
1	FRA	6	2	2	0	0	3	1	2
2	KOR	3	2	1	0	1	3	2	1
3	USA	0	2	0	0	2	0	3	-3

Team	FRA	KOR	USA
FRA		2:1	1:0
KOR	1:2		2:0
USA	0:1	0:2	

### Group B

Rank	Team	Pts	MP	W	D	L	GF	GA	GD
1	BRA	4	2	1	1	0	2	1	1
2	NED	3	2	1	0	1	1	1	0
3	GER	1	2	0	1	1	1	2	-1

Team	BRA	NED	GER
BRA		1:0	1:1
NED	0:1		1:0
GER	1:1	0:1	

### Classification

#### Semi-finals

FRA

Match 23  
WED 7 OCT

NED

Match 24  
WED 7 OCT

KOR

#### Gold Medal Match

FRA  
2:0 (0:0)

Match 35  
SAT 10 OCT

BRA  
1:0 AET (00:00, 0:0)

BRA  
1:2 AET (01:01, 1:1)

#### Bronze Medal Match

NED

Match 30  
FRI 9 OCT

KOR

KOR  
0:3 (0:1)

### Final Standings

Medal	Rank	Team
GOLD	1	BRA
SILVER	2	FRA
BRONZE	3	KOR
	4	NED
	5	GER
	6	USA

### Classification 5-6

USA

Match 29  
FRI 9 OCT

GER

GER  
0:1 (0:0)

## TOURNAMENT STATISTICS

Team	MP	GF	GA	SG/S	PK	PKA	CK	OF	Fouls		Y	Red Cards		
									FC/Avg	FS/Avg		2Y=R	R	
BRA - Brazil	4	5	2	30/69	1/1		24	15	50/12.5	52/13.0	7			
FRA - France	4	6	3	43/79	1/1		24	9	55/13.8	32/8.0	1			
GER - Germany	3	2	2	9/20	1/1	1/1	7	8	35/11.7	41/13.7	5			
KOR - Korea, R.	4	6	3	30/74			21	4	28/7.0	53/13.2				
NED - Netherlands	4	1	6	6/9			6	4	53/13.2	35/8.8	4			
USA - United States of America	3	0	4	11/25		2/2	5	4	34/11.3	27/9.0	3			
Tournament	<b>Totals</b>		20	20	129/276	3/3	3/3	87	44	255	240	20		
	<b>Averages (per Match)</b>		0.6	0.6	3.9/8.4	0.1/0.1	0.1/0.1	2.6	1.3	7.7	7.3	0.6		



# **DAILY TEAM USA MATCH SCORES**



MUNGYEONG KOREA 2015  
6th CISM World Games

Gimcheon Sports Complex  
김천종합운동장

SAT 3 OCT 2015  
11:00

Football  
축구

Women  
여자팀

First Round  
조별 예선



## Match Report

### 경기 결과

Match 11

FRA - USA  
1:0 (0:0)

FRA - France

STATISTICS

USA - United States of America

22	Shots:	8
13	Shots on Goal	3
13	Fouls	10
5	Corner Kicks	0
12	Free Kicks	14
1	Penalty Kicks:	0
1	Offsides	3
0	Own Goals	0
0	Yellow Cards (Cautions)	0
0	Expulsions (2nd Yellow)	0
0	Red Cards (Expulsions)	0
56%	Ball Possession	44%
21	Actual Playing Time	16

### FRA - France

No.	Name	Pos	Min	GF	GA	SG/S	PK	Fouls		Y	Red Cards	
								FC	FS		2Y=R	R
1	SAEZ Delphine	GK	90									
2	LERNON Jessica	MF	89			0/2		3	1			
4	LIZZANO Elodie	DF	90	1		1/1	1/1					
7	MIGOT Gwenaelle	FW	67			1/2		1				
9	GUEHEO Cynthia	FW	78			2/2			3			
10	GOURVIL Justine	DF	90					1				
11	DIGUELMAN Ludivine	DF	90						1			
13	RAMOS Elodie	FW	90			2/3						
15	le GARREC Lea	MF	90			2/5		3	2			
17	GUILLARD Claire	FW	90			5/7		4	1			
21	PANCHEVRE Aurelie	DF	90									
Substitutes												
6	MARIANI Laetitia	MF	12					1				
18	BERNARD Marjolaine	FW	23						1			
19	NAHIM Sarah	DF	1									
<b>Totals</b>					1		13/22	1/1	13	9		

### USA - United States of America

No.	Name	Pos	Min	GF	GA	SG/S	PK	Fouls		Y	Red Cards	
								FC	FS		2Y=R	R
00	STAMBAUGH Kelly Victoria	GK	90		1							
1	MOELLER Michelle Lauren	DF	90					1	1			
2	HUNTER Rachel	MF	86						2			
5	BENITEZ-STRINE Stephanie Alexis	DF	90					2				
7	CASTRO Bridgett McCabe	MF	53			0/1						
10	DANKANICH Morgan Stafford	FW	90			1/3		3	2			
16	SPIER Harley Jo	MF	90			0/1		1	3			
19	BRATT Leah Margaret	MF	90					1	1			
20	Mc GUIGAN Molly Katherine	DF	90						1			
22	HERREN Kate	DF	90						2			
24	KELTY Caprice	FW	63			1/1						
Substitutes												
6	LOCKERBY Sophia Christine	MF	37			1/1		2	1			
11	GRIJALVA Jennifer Marie	FW	27			0/1						
18	FINCH Susan Christine	MF	4									
<b>Totals</b>					1	3/8		10	13			

### Legend:

<b>(C)</b> Captain	<b>+nn</b> Time when player substituted in	<b>2Y=R</b> 2nd Yellow =Red Card	<b>A</b> Absent
<b>AET</b> After Extra Time	<b>DF</b> Defender	<b>FC</b> Fouls Committed	<b>FS</b> Fouls Suffered
<b>FW</b> Forward	<b>GA</b> Goals Against	<b>GF</b> Goals For	<b>GK</b> Goalkeeper
<b>HT</b> Half-time	<b>I</b> Injured	<b>MF</b> Midfielder	<b>Min</b> Minutes Played
<b>N</b> Not Eligible to Play	<b>-nn</b> Time when player substituted out	<b>PK</b> Penalty Kicks(Goals/Shots)	<b>Pos</b> Position
<b>R</b> Red Cards (Expulsions)	<b>SG/S</b> Shots on Goal/Shots	<b>Y</b> Yellow Cards (Cautions)	



MUNGYEONG KOREA 2015  
6th CISM World Games

Gimcheon Sports Complex  
김천종합운동장

MON 5 OCT 2015  
11:00

Football  
축구

Women  
여자팀

First Round  
조별 예선



## Match Report

### 경기 결과

Match 17

USA - KOR  
0:2 (0:1)

USA - United States of America

5  
2  
10  
3  
7  
0  
0  
0  
0  
0  
0  
0  
0  
0  
34%  
13

STATISTICS

Shots: 26  
Shots on Goal: 14  
Fouls: 6  
Corner Kicks: 9  
Free Kicks: 10  
Penalty Kicks: 0  
Offsides: 1  
Own Goals: 0  
Yellow Cards (Cautions): 0  
Expulsions (2nd Yellow): 0  
Red Cards (Expulsions): 0  
Ball Possession: 66%  
Actual Playing Time: 26

KOR - Korea, R.

26  
14  
6  
9  
10  
0  
1  
0  
0  
0  
0  
0  
0  
66%  
26

#### USA - United States of America

No.	Name	Pos	Min	GF	GA	SG/S	PK	Fouls		Y	Red Cards	
								FC	FS		2Y=R	R
00	STAMBAUGH Kelly Victoria	GK	90		2							
1	MOELLER Michelle Lauren	DF	90					1				
5	BENITEZ-STRINE Stephanie Alexis	DF	45					1				
6	LOCKERBY Sophia Christine	MF	63						1			
10	DANKANICH Morgan Stafford	FW	90			1/3		1	1			
11	GRIJALVA Jennifer Marie	FW	90			1/2		1	3			
16	SPIER Harley Jo	MF	90					3				
19	BRATT Leah Margaret	MF	90									
20	Mc GUIGAN Molly Katherine	DF	90						1			
22	HERREN Kate	DF	90					1				
24	KELTY Caprice	FW	60									
Substitutes												
2	HUNTER Rachel	MF	30					1				
4	LAURENT Kelly Jean	DF	45					1				
7	CASTRO Bridgett McCabe	MF	27									
<b>Totals</b>						2	2/5	10	6			

#### KOR - Korea, R.

No.	Name	Pos	Min	GF	GA	SG/S	PK	Fouls		Y	Red Cards	
								FC	FS		2Y=R	R
6	CHOI Jee Hye	DF	90			1/1		1	1			
7	BAN Do Young	DF	67									
8	KWON Ha Nul	MF	90			2/3			1			
10	SONG da Woon	MF	90	1		1/3			2			
12	GWON Ju Yeong	GK	87									
13	JEON Han Sol	FW	90	1		3/4			2			
16	LEE Jung Eun	MF	90			4/6		3				
18	KIM Won Ji	DF	90			0/1						
20	HAN A Reum	DF	73			1/1			1			
23	JEON da Eun	MF	90			1/5			1			
27	LEE Young Ju	MF	90			1/2		1	1			
Substitutes												
17	MIN A Ra	MF	23					1				
19	KIM Yoo Jin	GK	3									
21	CHO Young Eun	DF	17									
<b>Totals</b>					2	14/26		6	9			

#### Legend:

<b>(C)</b> Captain	<b>+nn</b> Time when player substituted in	<b>2Y=R</b> 2nd Yellow =Red Card	<b>A</b> Absent
<b>AET</b> After Extra Time	<b>DF</b> Defender	<b>FC</b> Fouls Committed	<b>FS</b> Fouls Suffered
<b>FW</b> Forward	<b>GA</b> Goals Against	<b>GF</b> Goals For	<b>GK</b> Goalkeeper
<b>HT</b> Half-time	<b>I</b> Injured	<b>MF</b> Midfielder	<b>Min</b> Minutes Played
<b>N</b> Not Eligible to Play	<b>-nn</b> Time when player substituted out	<b>PK</b> Penalty Kicks(Goals/Shots)	<b>Pos</b> Position
<b>R</b> Red Cards (Expulsions)	<b>SG/S</b> Shots on Goal/Shots	<b>Y</b> Yellow Cards (Cautions)	





MUNGYEONG KOREA 2015  
6th CISM World Games

Gimcheon Sports Complex  
김천종합운동장

FRI 9 OCT 2015  
11:00

Football  
축구

Women  
여자팀

Classification 5-6  
순위결정전 5-6



## Match Report

### 경기 결과

Match 29

USA - GER  
0:1 (0:0)

USA - United States of America

12  
6  
14  
2  
12  
0  
1  
0  
3  
0  
0  
51%  
21

STATISTICS

Shots: 9  
Shots on Goal 5  
Fouls 9  
Corner Kicks 4  
Free Kicks 14  
Penalty Kicks: 1  
Offsides 3  
Own Goals 0  
Yellow Cards (Cautions) 1  
Expulsions (2nd Yellow) 0  
Red Cards (Expulsions) 0  
Ball Possession 49%  
Actual Playing Time 20

GER - Germany

9  
5  
9  
4  
14  
1  
3  
0  
1  
0  
0  
49%  
20

#### USA - United States of America

No.	Name	Pos	Min	GF	GA	SG/S	PK	Fouls		Y	Red Cards	
								FC	FS		2Y=R	R
00	STAMBAUGH Kelly Victoria	GK	90		1			1				
1	MOELLER Michelle Lauren	DF	90									
2	HUNTER Rachel	MF	90			1/1				1		
8	CAPRA Meagan E	DF	90			0/1		1	1			
16	SPIER Harley Jo	MF	90			1/4			1			
18	FINCH Susan Christine	MF	83			2/2		5	1			
19	BRATT Leah Margaret	MF	90			0/1		1	1			
20	Mc GUIGAN Molly Katherine	DF	90						1			
21	SHANKLIN Krystin Marie	MF	61			0/1		1				
22	HERREN Kate	DF	90					1	1	1		
23	PATTERSON Stephanie Lynn	MF	71					2	2	1		
Substitutes												
3	MUTCHER Karen	MF	19			1/1		1				
7	CASTRO Bridgett McCabe	MF	29					1				
11	GRIJALVA Jennifer Marie	FW	7			1/1						
<b>Totals</b>						1	6/12	14	8	3		

#### GER - Germany

No.	Name	Pos	Min	GF	GA	SG/S	PK	Fouls		Y	Red Cards	
								FC	FS		2Y=R	R
1	PIETSCHMANN Julia	GK	46						1			
3	EMMINGER Marlene	DF	90						2			
5	MITTROP Nina	DF	90			1/2		1				
7	LUDWIG Jil	MF	90			1/2		2	2			
8	NOEHR Louisa	MF	74					2	2			
10	SKRADDE Vanessa	FW	90	1			1/1	1				
11	WOLLMIRSTEDT Jasmin	DF	90					2	1			
13	HOMMEL Jasmin	MF	90			1/1		1	1			
17	STEGEMANN Kerstin	DF	90						2			
18	RAUBUCH Sabrina	MF	90			1/2						
21	EBERLING Jaqueline	MF	90			0/1			2			
Substitutes												
12	LORIS Janine	GK	44							1		
16	DENSING Naomi	FW	16			1/1						
<b>Totals</b>					1		5/9	1/1	9	13	1	

#### Legend:

<b>(C)</b> Captain	<b>+nn</b> Time when player substituted in	<b>2Y=R</b> 2nd Yellow =Red Card	<b>A</b> Absent
<b>AET</b> After Extra Time	<b>DF</b> Defender	<b>FC</b> Fouls Committed	<b>FS</b> Fouls Suffered
<b>FW</b> Forward	<b>GA</b> Goals Against	<b>GF</b> Goals For	<b>GK</b> Goalkeeper
<b>HT</b> Half-time	<b>I</b> Injured	<b>MF</b> Midfielder	<b>Min</b> Minutes Played
<b>N</b> Not Eligible to Play	<b>-nn</b> Time when player substituted out	<b>PK</b> Penalty Kicks(Goals/Shots)	<b>Pos</b> Position
<b>R</b> Red Cards (Expulsions)	<b>SG/S</b> Shots on Goal/Shots	<b>Y</b> Yellow Cards (Cautions)	



CIS



# GOLF

**11TH MILITARY WORLD GAMES**  
MUNGYEONG, SOUTH KOREA

## GOLF

Dates: 6-9 October 2015  
Location: Andong Top Bliss Golf Course  
Event (s): Men/Women Golf

### PARTICIPATING NATIONS MEN

USA	Brazil	Bahrain
Canada	Spain	Estonia
France	Germany	India
South Korea	Netherlands	Pakistan
Qatar	South Africa	Thailand
Zambia		

### PARTICIPATING NATIONS WOMMEN

USA	Canada	France
Germany	South Korea	Netherlands
South Africa	Thailand	Brazil

### FINAL RANKING

#### MEN'S TEAM ROAD RACE

1st Place	South Korea
2nd Place	Brazil
3rd Place	USA

#### WOMEN'S TEAM ROAD RACE

1st Place	France
2nd Place	USA
3rd Place	South Africa





**2015 U.S. ARMED FORCES GOLF TEAM ROSTER**  
**2-11 October – CISM 6<sup>th</sup> Military World Games, Mungyeong, Republic of Korea**



Rank	Last Name	First Name	Service	Gender	Duty Station	Home Town
Maj	Jeffery	Linda	USAF	Female	Camp Smith, HI	Abilene, TX
COL	Snyder	Shauna	Army	Female	Fort Belvoir, VA	Independence, MO
SMSgt	Mims	Spencer	USAF	Male	Joint Base Langley-Eustis, VA	Poquoson, VA
LT	Boyd	Will	Navy	Male	San Diego, CA	Champaign, IL
SPC	Jordan	Massey	Army	Male	Ft. Hood, TX	Panama City, FL
CPT	Joseph	Cave	Army	Male	San Diego, CA	San Diego, CA
SSgt	Wesolowski	Kyle	USAF	Male	Hurlburt Field, FL	Niceville, FL
SGT	Nichols	Kaleb	Army	Male		

Rank	Last Name	First Name	Service	Title	Duty Station	Home Town
Mr.	Quirie	Douglas	USAF	Coach	JB San Antonio, TX	San Antonio, TX

**TEAM USA INDIVIDUAL PERFORMANCES**

Men's	CPT	Joseph	Cave	Army	12th
Men's	SPC	Jordan-Tyler	Massey	Army	17th
Men's	SSgt	Kyle	Wesolowski	USAF	34thT
Men's	SMSgt	Spencer	Mims	USAF	34thT
Men's	SGT	Caleb	Nichols	Army	51st
Men's	LT	William	Boyd	Navy	59th
Women's	Maj	Linda	Jeffery	USAF	4th
Women's	COL	Shauna	Synder	Army	13th



MUNGYEONG KOREA 2015  
6th CISM World Games

Top-Bliss C C  
탑-블리스 컨트리클럽

Golf  
골프

Men's  
남자



## Results(Teams)

결과(팀)

As of FRI 9 OCT 2015

Rank	Nation	Name	Round1	Round2	Round3	Round4	Total
1	KOR	Korea, R.	273	287	279	287	<b>1126</b>
		HAM Jeong Woo	75	72	76	69	
		PARK Hyun Bin	73	71	71	72	
		BANG Doo Hwan	67	72	70	73	
		KIM Nam Hun	70	73	74	73	
		MAENG Dong Seop	66	77	65	75	
		HUR In Hoi	70	72	73	76	
2	BRA	Brazil	292	287	279	287	<b>1145</b>
		LEE Lucas Yu Shin	74	71	70	66	
		WINK TOURINHO Andre	70	78	69	70	
		CHAVES BARCELLOS Rafael	77	76	71	72	
		MENEGAZ MECHEREFEE Fernando	75	78	74	79	
		FRANCISCO Ronaldo	75	72	75	80	
		BOCHNIA STAPFF Daniel	73	68	69	81	
3	USA	United States of America	300	309	297	314	<b>1220</b>
		MASSEY Jordan Tyler Silas	71	77	73	77	
		WESOLOWSKI Kyle Evan	79	81	80	77	
		CAVE Joseph Albert	71	71	72	79	
		NICHOLS Kaleb Wayne	80	89	81	81	
		BOYD William Christopher	86	88	82	86	
		MIMS Spencer Terrone	79	80	72	86	
4	CAN	Canada	304	307	296	314	<b>1221</b>



MUNGYEONG KOREA 2015  
6th CISM World Games

Top-Bliss C C  
탑-블리스 컨트리클럽

Golf  
골프

Men's  
남자



## Results(Teams)

결과(팀)

As of FRI 9 OCT 2015

Rank	Nation	Name	Round1	Round2	Round3	Round4	Total
		LOWDON Cameron George	78	75	68	74	
		SWANSBURG Sterling Mark	78	81	74	78	
		CAMERON Thomas Robert	77	77	79	80	
		O DONNELL Wayne Andrew	79	80	75	82	
		DICKSON James Barclay	71	75	87	87	
		RIDYARD Paul Earl	82	87	91	92	
<hr/>							
5	BRN	Bahrain	290	307	308	320	<b>1225</b>
		MUBARAK Sultan Abdulla Sultan Sal	73	74	77	75	
		FARHAN Hamad Mubarak Afnan	74	83	74	78	
		ALNOAIMI Saqer Dheyab Saqer Abdull	71	71	75	82	
		MUBARAK Abdulla Sultan Saleh	75	83	82	85	
		ALNOAIMI Mohamed Dheyab Saqer Abdu	72	79	83	87	
		MUBARAK Naser Yaqoob Saleh	83	WD	WD	WD	
<hr/>							
6	FRA	France	298	310	308	318	<b>1234</b>
		BEM Leonard	72	69	75	74	
		LEFAY Alexandre	72	77	75	77	
		ALBA Frederic	78	81	78	80	
		BERNADOU Denis	85	88	80	87	
		NORMAND Vincent	76	92	85	93	
		ROND Fabrice	78	83	82	93	
<hr/>							
7	GER	Germany	320	304	305	307	<b>1236</b>
		VAHLENKAMP Timo Leon	75	72	71	69	



MUNGYEONG KOREA 2015  
6th CISM World Games

Top-Bliss C C  
탑-블리스 컨트리클럽

Golf  
골프  
Men's  
남자



## Results(Teams)

결과(팀)

As of FRI 9 OCT 2015

Rank	Nation	Name	Round1	Round2	Round3	Round4	Total
14	EST	Estonia	392	412	392	418	<b>1614</b>
		ADAMSON Ain	85	95	96	99	
		MITT Joel	96	102	103	102	
		LAUSMAA Ain	100	100	91	108	
		KARJAHAAERM Sven	111	115	102	109	

### Note

The 4 best members scores will be added to team

### LEGEND

E Even Par    \_ Worst Score





MUNGYEONG KOREA 2015  
6th CISM World Games

Top-Bliss C C  
탑-블리스 컨트리클럽

FRI 09 OCT 2015  
08:30

Golf  
골프

Men's Individual  
남자 개인전

ROUND 4  
4 라운드



### Summary by Round

라운드 스코어 기록

As of FRI 9 OCT 2015

Rank	Name	Nation	Round1	Round2	Round3	Round4	Total	To Par
1	LEE Lucas Yu Shin	BRA	74	71	70	66	281	-7
2	BANG Doo Hwan	KOR	67	72	70	73	282	-6
3	MAENG Dong Seop	KOR	66	77	65	75	283	-5
4	VAHLENKAMP Timo Leon	GER	75	72	71	69	287	-1
	WINK TOURINHO Andre	BRA	70	78	69	70	287	-1
	PARK Hyun Bin	KOR	73	71	71	72	287	-1
7	KIM Nam Hun	KOR	70	73	74	73	290	+2
	BEM Leonard	FRA	72	69	75	74	290	+2
9	HUR In Hoi	KOR	70	72	73	76	291	+3
	BOCHNIA STAPFF Daniel	BRA	73	68	69	81	291	+3
11	HAM Jeong Woo	KOR	75	72	76	69	292	+4
12	CAVE Joseph Albert	USA	71	71	72	79	293	+5
13	LOWDON Cameron George	CAN	78	75	68	74	295	+7
14	CHAVES BARCELLOS Rafael	BRA	77	76	71	72	296	+8
	NAEEM Muhammad	PAK	71	75	73	77	296	+8
16	ASHFAQ Muhammad	PAK	76	74	71	76	297	+9
17	MASSEY Jordan Tyler Silas	USA	71	77	73	77	298	+10
18	MUBARAK Sultan Abdulla Sultan Sal	BRN	73	74	77	75	299	+11
	ALNOAIMI Saqer Dheyab Saqer Abdull	BRN	71	71	75	82	299	+11
20	KANNLER Sebastian Roland	GER	79	72	75	75	301	+13
	LEFAY Alexandre	FRA	72	77	75	77	301	+13
22	FRANCISCO Ronaldo	BRA	75	72	75	80	302	+14
23	MENEGAZ MECHEREFEE Fernando	BRA	75	78	74	79	306	+18
24	PARMAR Varoon	IND	78	76	74	80	308	+20
25	FARHAN Hamad Mubarak Afnan	BRN	74	83	74	78	309	+21
26	JAHANGIR Khan Mohmad Shajahan	IND	78	80	70	82	310	+22
27	SWANSBURG Sterling Mark	CAN	78	81	74	78	311	+23
	AL-SHAHRANI Aii	QAT	77	81	73	80	311	+23
29	EVERTS Charl	RSA	78	78	80	76	312	+24



MUNGYEONG KOREA 2015  
6<sup>th</sup> CISM World Games

Top-Bliss C C  
탑-블리스 컨트리클럽

FRI 09 OCT 2015  
08:30

Golf  
골프

Men's Individual  
남자 개인전

ROUND 4  
4 라운드



## Summary by Round

라운드 스코어 기록

As of FRI 9 OCT 2015

Rank	Name	Nation	Round1	Round2	Round3	Round4	Total	To Par
30	CHONKHUNTOD Wattana	THA	79	80	75	79	313	+25
	CAMERON Thomas Robert	CAN	77	77	79	80	313	+25
32	ALKAABI Saleh Ali M K	QAT	78	76	81	81	316	+28
	O DONNELL Wayne Andrew	CAN	79	80	75	82	316	+28
34	WESOLOWSKI Kyle Evan	USA	79	81	80	77	317	+29
	ALBA Frederic	FRA	78	81	78	80	317	+29
	MIMS Spencer Terrone	USA	79	80	72	86	317	+29
37	DICKSON James Barclay	CAN	71	75	87	87	320	+32
38	SAWANGWONG Siwasit	THA	81	82	78	80	321	+33
	ALNOAIMI Mohamed Dheyab Saqer Abdu	BRN	72	79	83	87	321	+33
40	NUECKEN Nikolaus Roland	GER	82	83	80	77	322	+34
	YADAV Babloo	IND	90	80	75	77	322	+34
42	KHAN Amir	IND	79	85	80	79	323	+35
43	MAHMOOD Raja Ansar	PAK	86	77	79	83	325	+37
	MUBARAK Abdulla Sultan Saleh	BRN	75	83	82	85	325	+37
	AL-SHAHRANI Abdulrahman	QAT	82	81	76	86	325	+37
46	WEIHE Tobias	GER	84	77	79	86	326	+38
	SCHOONWINKEL Derick	RSA	81	79	79	87	326	+38
48	HASHMI Adeel Ahmed	PAK	85	75	82	86	328	+40
49	MORA CALVO Avelino Carlos	ESP	82	90	81	77	330	+42
	MAREE Jan	NED	78	87	78	87	330	+42
51	NICHOLS Kaleb Wayne	USA	80	89	81	81	331	+43
	FABER Hein	NED	82	80	76	93	331	+43
53	MINTOOR Christo	RSA	80	82	83	88	333	+45
	KHAN Muhammad Ayub	PAK	82	78	82	91	333	+45
55	ROND Fabrice	FRA	78	83	82	93	336	+48
56	IVANEZ FERNANDEZ Luis	ESP	83	89	84	82	338	+50
57	BERNADOU Denis	FRA	85	88	80	87	340	+52
	WILLIAMS Dennis	RSA	87	77	81	95	340	+52



MUNGYEONG KOREA 2015  
6<sup>th</sup> CISM World Games

Top-Bliss C C  
탑-블리스 컨트리클럽

FRI 09 OCT 2015  
08:30

Golf  
골프

Men's Individual  
남자 개인전

ROUND 4  
4 라운드



## Summary by Round

라운드 스코어 기록

As of FRI 9 OCT 2015

Rank	Name	Nation	Round1	Round2	Round3	Round4	Total	To Par
59	BOYD William Christopher	USA	86	88	82	86	342	+54
	BANGASH Khushal Khan	PAK	91	83	79	89	342	+54
61	del REY ZUBIETA Rafael	ESP	89	82	87	87	345	+57
62	NKAMBULE Siph	RSA	88	84	88	86	346	+58
	NORMAND Vincent	FRA	76	92	85	93	346	+58
64	SCHREUDER Eduard	NED	87	82	87	92	348	+60
65	AL-KHANJI Salman	QAT	86	89	89	85	349	+61
66	RIDYARD Paul Earl	CAN	82	87	91	92	352	+64
	SCHELKERS Eddy	NED	86	79	94	93	352	+64
68	ZAGRAY Torben Olaf Arne	GER	86	89	87	93	355	+67
69	QUICK Idde	NED	101	86	81	91	359	+71
70	LAYMAN Patrick	RSA	93	96	75	96	360	+72
71	ZURITA JIMENEZ Francisco Javier	ESP	86	86	91	98	361	+73
72	SANCHO COLMENAREJO Felix	ESP	86	91	84	101	362	+74
73	MITTELSTAEDT Peter Paul	GER	99	85	86	97	367	+79
74	de HAAS Arjan	NED	83	90	103	93	369	+81
75	ADAMSON Ain	EST	85	95	96	99	375	+87
76	MIR Faisal	QAT	107	87	96	99	389	+101
77	LAUSMAA Ain	EST	100	100	91	108	399	+111
	KALINDE Everisto Chama	ZAM	98	89	103	109	399	+111
79	MITT Joel	EST	96	102	103	102	403	+115
80	JERE Josephat Masauso	ZAM	117	104	111	102	434	+146
81	KARJAHAEERM Sven	EST	111	115	102	109	437	+149
WD	AL-KUWARI Ghanim	QAT						
WD	MUBARAK Naser Yaqoob Saleh	BRN						

### LEGEND

WD Withdraw



## Results(Teams)

결과(팀)

As of FRI 9 OCT 2015

Rank	Nation	Name	Round1	Round2	Round3	Round4	Total
1	FRA	France	155	166	160	161	<b>642</b>
		HERBAUT Anyssia	72	74	74	73	
		GOLF Maeva	83	92	86	88	
2	USA	United States of America	177	183	163	170	<b>693</b>
		JEFFERY Linda Anne	80	91	74	79	
		SNYDER Shauna	97	92	89	91	
3	RSA	South Africa	177	169	173	174	<b>693</b>
		WATTS Karin	87	83	87	81	
		van den BERG Heide	90	86	86	93	
4	KOR	Korea, R.	166	181	173	175	<b>695</b>
		JEONG Ju Hyeon	82	97	80	86	
		OH Eun Hwa	84	84	93	89	
5	NED	Netherlands	176	180	182	180	<b>718</b>
		KYMMEL Quirine	84	87	93	89	
		ZELDAM TEN Sophie	92	93	89	91	
6	GER	Germany	191	189	178	184	<b>742</b>
		DR ENGELMANN Karin Maria	91	90	81	92	
		DR HEIDELMANN Lena Marie	100	99	97	92	
7	CAN	Canada	205	218	206	209	<b>838</b>
		McKENZIE Megan McLachlan	107	96	102	100	
		McBRIDE Suzanne Michele	98	122	104	109	
8	THA	Thailand	221	206	218	205	<b>850</b>
		KATHONG Ruchaneewan	106	94	95	102	
		KULSIRI Sasigan	115	112	123	103	



MUNGYEONG KOREA 2015  
6<sup>th</sup> CISM World Games

Top-Bliss C C  
탑-블리스 컨트리클럽

FRI 09 OCT 2015  
08:30

Golf  
골프

Women's Individual  
여자 개인전

ROUND 4  
4 라운드



## Summary by Round

라운드 스코어 기록  
As of FRI 9 OCT 2015

Rank	Name	Nation	Round1	Round2	Round3	Round4	Total	To Par
1	LEE Luciane Yu Jin	BRA	75	75	70	72	292	+4
2	HERBAUT Anyssia	FRA	72	74	74	73	293	+5
3	NAMAKULA Flavia	UGA	77	74	80	81	312	+24
4	JEFFERY Linda Anne	USA	80	91	74	79	324	+36
5	WATTS Karin	RSA	87	83	87	81	338	+50
6	JEONG Ju Hyeon	KOR	82	97	80	86	345	+57
7	GOLF Maeva	FRA	83	92	86	88	349	+61
8	OH Eun Hwa	KOR	84	84	93	89	350	+62
9	KYMMEL Quirine	NED	84	87	93	89	353	+65
10	DR ENGELMANN Karin Maria	GER	91	90	81	92	354	+66
11	van den BERG Heide	RSA	90	86	86	93	355	+67
12	ZELDAM TEN Sophie	NED	92	93	89	91	365	+77
13	SNYDER Shauna	USA	97	92	89	91	369	+81
14	DR HEIDELMANN Lena Marie	GER	100	99	97	92	388	+100
15	KATHONG Ruchaneewan	THA	106	94	95	102	397	+109
16	McKENZIE Megan McLachlan	CAN	107	96	102	100	405	+117
17	McBRIDE Suzanne Michele	CAN	98	122	104	109	433	+145
18	KULSIRI Sasigan	THA	115	112	123	103	453	+165





# Judo

MUNGYEONG KOREA 2015 6<sup>th</sup> CISM World Games



# JUDO

# 6TH MILITARY WORLD GAMES

MUNGYEONG, SOUTH KOREA

## JUDO

Dates: 5-6 October 2015  
 Location: Korean Armed Forces Athletic Corps  
 Event (s): Men/Women Individual Matches

### PARTICIPATING NATIONS

<b>USA</b>	Algeria*	Armenia*	Azerbaijan	Belgium*
Bosnia/Herzegovina	Brazil	Congo	Chile*	China
Ivory Coast*	Cameroon	Colombia	Dominican Republic*	Egypt*
Spain	Finland*	France	Georgia*	Germany
Greece*	Guinea**	Hungary**	Indonesia	Iran*
Italy	Kazakhstan*	Kenya	South Korea*	Saudi Arabia*
Kuwait*	Latvia**	Lebanon*	Lithuania*	Luxembourg**
Mongolia	Mali*	Netherlands*	Nigeria**	Poland
Qatar*	Romania**	Senegal**	South Africa	Russia
Slovenia**	Serbia*	Slovakia*	Syria*	Tunisia*
UAE*	Ukraine**	Uruguay*	Venezuela*	Vietnam**
Zambia				

\* Men Only; \*\*Female Only (All others Men and Women)



### 2015 U.S. ARMED FORCES JUDO TEAM ROSTER 2-11 October – CISM 6<sup>th</sup> Military World Games, Mungyeong, Republic of Korea



Rank	Last Name	First Name	Service	Wt. Class	Gender	Duty Station	Home Town
1LT	Feygina	Anna	Army	61kg	Female	Lexington, MO	St. Louis, MO
PO2	Yamashita	Robert	Navy	81kg	Male	NB Pensacola, FL	Northglenn, CO
SMSgt	Mims	Spencer	USAF	81kg	Male	Corry Station, FL	

Rank	Last Name	First Name	Service	Title	Duty Station	Home Town
LTC	Ring	Benjamin	Army	Coach	John Hopkins University	Laurel, MD
Mr.	Poore	Anthony	Army	Team Captain	JB San Antonio, TX	

### TEAM USA INDIVIDUAL PERFORMANCES

81kg	Individual Men`s	PO1	Robert	Turnquest	Navy	DNP	0-2
81kg	Individual Men`s	PO2	Robert	Yamashita	Navy	DNP	1-1
61kg	Individual Women`s	1LT	Anna	Feygina	Army	DNP	0-1





MUNGYEONG KOREA 2015  
6<sup>th</sup> CISM World Games

KAFAC Indoor Sports Complex  
국군체육부대 실내종합체육관

MON 5 OCT 2015

Judo  
유도

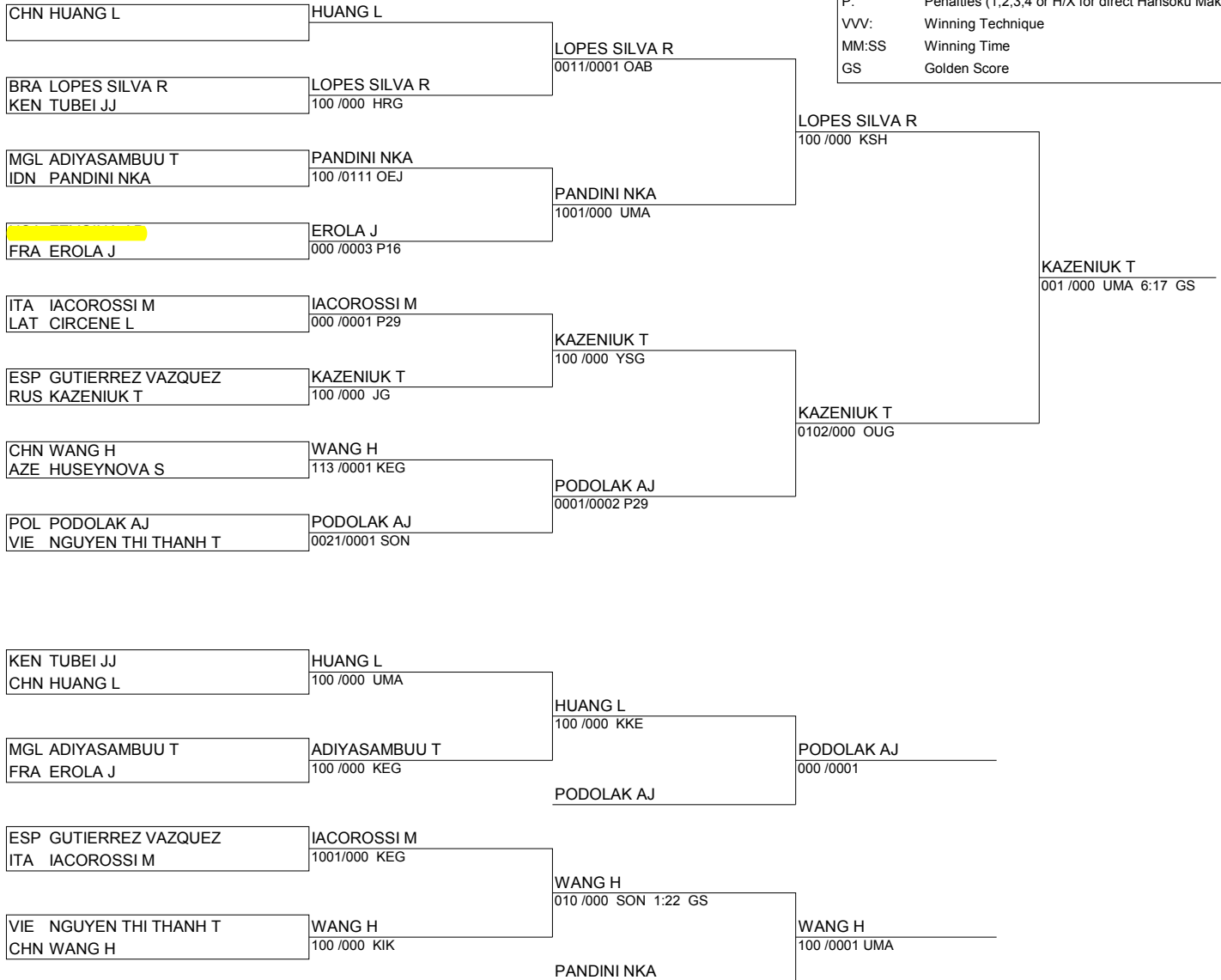
Women -57 kg  
여자 -57kg



## Draw Sheet 대진표

Number of judoka : 15

LEGEND	
nnnP/sssP VVV MM:SS GS	
nnn:	IPP, WAZ and YUK for winner
sss:	IPP, WAZ and YUK for loser
P:	Penalties (1,2,3,4 or H/X for direct Hansoku Make)
VVV:	Winning Technique
MM:SS	Winning Time
GS	Golden Score



### CLASSIFICATION

1	KAZENIUK Tatiana	RUS
2	LOPES SILVA Rafaela	BRA
3	WANG Hui	CHN
3	PODOLAK Arleta Jagna	POL
5	HUANG Liru	CHN
5	PANDINI Ni Kadek Anny	IDN
7	IACOROSSO Monica	ITA
7	ADIYASAMBUU Tsolmon	MGL



MUNGYEONG KOREA 2015  
6<sup>th</sup> CISM World Games

KAFAC Indoor Sports Complex  
국군체육부대 실내종합체육관

MON 5 OCT 2015

Judo  
유도


Men -73 kg  
남자 -73kg



## Draw Sheet 대진표

Number of judoka : 25

LEGEND	
nnnP/sssP VVV MM:SS GS	
nnn:	IPP, WAZ and YUK for winner
sss:	IPP, WAZ and YUK for loser
P:	Penalties (1,2,3,4 or H/X for direct Hansoku Make)
VVV:	Winning Technique
MM:SS	Winning Time
GS	Golden Score





MUNGYEONG KOREA 2015  
6<sup>th</sup> CISM World Games

KAFAC Indoor Sports Complex  
국군체육부대 실내종합체육관

TUE 6 OCT 2015

Judo  
유도


Men -81 kg  
남자 -81kg



## Draw Sheet 대진표

Number of judoka : 30

<b>LEGEND</b>	nnnP/sssP VVV MM:SS GS
nnn:	IPP, WAZ and YUK for winner
sss:	IPP, WAZ and YUK for loser
P:	Penalties (1,2,3,4 or H/X for direct Hansoku Make)
VVV:	Winning Technique
MM:SS	Winning Time
GS	Golden Score





CIS



# MARATHON

**M 6TH MILITARY WORLD GAMES**  
MUNGYEONG, SOUTH KOREA

## MARATHON

Dates: 11 October 2015  
 Location: Korean Armed Forces Athletic Corps  
 Event (s): Men/Women Individual and Team

### PARTICIPATING NATIONS

<b>USA</b>	Bosnia/Herzegovina*	Brazil**	Bahrain	Bulgaria*
Canada	China	Ecuador	Spain	France
Germany	Hungary**	India*	Iran*	Jordan*
Kenya	South Korea*	Saudi Arabia*	Lesotho*	Lebanon*
Lithuania**	Mongolia	Macedonia*	Mauritania*	Namibia
Netherlands	Niger*	Poland	Romania*	Slovenia*
Serbia*	Sri Lanka**	Sweden	Turkmenistan	Tunisia*
Venezuela*	Zambia			

\* Men Only; \*\*Female Only (All others Men and Women)

### FINAL RANKING

#### WOMEN'S TEAM RACE

1st Place	Poland
2nd Place	China
<b>3rd Place</b>	<b>USA</b>

#### MEN'S TEAM RACE

1st Place	Poland
2nd Place	Ecuador
3rd Place	Kenya
<b>DQ'd</b>	<b>USA</b>





**2015 U.S. ARMED FORCES MARATHON TEAM ROSTER**  
**2-11 October – CISM 6<sup>th</sup> Military World Games, Mungyeong, Republic of Korea**



Rank	Last Name	First Name	Service	Gender	Duty Station	Home Town
CPT	Curran	Meghan	Army	Female	Fort Dix, NJ	Chelmsford, MA
Lt Col	Schrank	Brenda	USAF	Female	Joint Base Andrews, MD	Winchester, VA
SSgt	Shertzer	Emily	USAF	Female	Fort Indiantown Gap, PA	Mechanicsburg, PA
LT	Fernandez	Patrick	USCG	Male	Washington, DC	Washington, DC
SPC	Kosgei	Samuel	Army	Male	Fort Riley, KS	Junction City, KS
SPC	Sialo	Laban	Army	Male	Joint Base San Antonio, TX	Lenexa, KS

Rank	Last Name	First Name	Service	Title	Duty Station	Home Town
LtCol	Gavin	Joseph	USMC	Team Captain	Camp Lejeune, NC	Vienna, VA

**TEAM USA INDIVIDUAL PERFORMANCES**

Men's	LT	Patrick	Fernandez	USCG	17th	2:23:35
Men's	SPC	Samuel	Kosgei	Army	27th	2:31:56
Men's	SPC	Laban	Sialo	Army	DNF	—
Women's	CPT	Meghan	Curran	Army	15th	2:51:33
Women's	Lt Col	Brenda	Schrank	USAF	20th	3:05:38
Women's	SSgt	Emily	Shertzer	USAF	16th	2:51:54



**Results(Team)**  
경기 결과(팀)

Rk	CDM Code	Bib	Name	Result	Time Behind
<b>1</b>	<b>POL - Poland</b>				
		108	KALENDAROVA OCHAL Olha	2:37:47	
		110	LEWANDOWSKA Iwona	2:31:25	
		114	STEFANOWICZ Monika Mariola	2:32:20	
			<b>Total : 7:41:32</b>		
<b>2</b>	<b>CHN - China</b>				
		48	LI Ruiling	2:41:18	
		49	LUO Chuan	2:39:11	
		50	MA Yugui	2:31:40	
			<b>Total : 7:52:09</b>		10:37
<b>3</b>	<b>USA - United States of America</b>				
		163	CURRAN Meghan Suzanne	2:51:33	
		169	SCHRANK Brenda Jean	3:05:38	
		170	SHERTZER Emily Jane	2:51:54	
			<b>Total : 8:49:05</b>		1:07:33
<b>4</b>	<b>MGL - Mongolia</b>				
		97	BAYARTSOGT Munkhzaya	2:42:31	
		98	DOVDON Badamkhatan	3:01:24	
		99	ENKHBAYAR Ariuntungalag	3:23:07	
			<b>Total : 9:07:02</b>		1:25:30
<b>5</b>	<b>ESP - Spain</b>				
		64	CABEDO SERRANO Patricia	2:53:54	
		65	FERNANDEZ RAMOS Henar	3:22:11	
		66	GONZALEZ MESA Maria Dolores	3:16:39	
			<b>Total : 9:32:44</b>		1:51:12
<b>6</b>	<b>CAN - Canada</b>				
		38	BEST Celine	3:07:54	
		39	CADIEUX Alana Marion	3:20:54	
		40	GOBEIL Genevieve Marie Pauline	3:19:29	
			<b>Total : 9:48:17</b>		2:06:45
	<b>BRN - Bahrain</b>				
		24	GEMGCHU Lishan Dula	2:40:02	
		25	HASEN Merima Mohammed	DNF	
		33	TILAHUM Aster Tesfaye	2:34:39	
			<b>Total : DQ</b>		
	<b>KEN - Kenya</b>				
		85	JEPTOO Eunice	2:42:27	
		88	KIPCHUMBA Irene Kwambai	DNF	
		91	NYANSIKERA Winfridah Kwamboka	2:43:13	
			<b>Total : DQ</b>		





Mungyeong Marathon Course  
문경 마라톤 경기장

SUN 11 OCT 2015  
Start Time 09:00

MUNGYEONG KOREA 2015  
6<sup>th</sup> CISM World Games

Marathon  
마라톤

Women's Individual  
여자 개인전



## Results(Individual) 경기 결과(개인)

<b>World Record</b>	<b>02:15:25</b>	<b>RADCLIFFE Paula</b>	GBR	London(GBR)	13 APR 2003
<b>CISM World Record</b>	<b>02:28:33</b>	<b>LEWANDOWSKA Iwon</b>	POL		1 JAN 2014

Rk	Bib	Name	CDM Code	Date of Birth	Result	Time Behind	
1	110	LEWANDOWSKA Iwona	POL		2:31:25		
2	50	MA Yugui	CHN		2:31:40	0:15	
3	114	STEFANOWICZ Monika Mariola	POL		2:32:20	0:55	
4	102	ARMAS Alina	NAM		2:33:09	1:44	
5	33	TILAHUM Aster Tesfaye	BRN		2:34:39	3:14	
6	94	DRAZDAUSKAITE Rasa	LTU		2:36:48	5:23	
7	108	KALENDAROVA OCHAL Olha	POL		2:37:47	6:22	
8	49	LUO Chuan	CHN		2:39:11	7:46	
9	24	GEMGCHU Lishan Dula	BRN		2:40:02	8:37	
10	101	AMUTOKO Anna Naakalako	NAM		2:40:38	9:13	
11	48	LI Ruiling	CHN		2:41:18	9:53	
12	85	JEPTOO Eunice	KEN		2:42:27	11:02	PB
13	97	BAYARTSOGT Munkhzaya	MGL		2:42:31	11:06	
14	91	NYANSIKERA Winfridah Kwamboka	KEN		2:43:13	11:48	
15	163	CURRAN Meghan Suzanne	USA		2:51:33	20:08	
16	170	SHERTZER Emily Jane	USA		2:51:54	20:29	
17	136	BOGAHA KOTUWE GEDARA Niluka G.	SRI		2:53:37	22:12	
18	64	CABEDO SERRANO Patricia	ESP		2:53:54	22:29	PB
19	98	DOVDON Badamkhatan	MGL		3:01:24	29:59	
20	169	SCHRANK Brenda Jean	USA		3:05:38	34:13	
21	143	JANSSON Karin Maria Therese	SWE		3:06:10	34:45	
22	13	MOREIRA dos SANTOS Marizete	BRA		3:07:49	36:24	
23	38	BEST Celine	CAN		3:07:54	36:29	
24	74	RAUSCH Monika	GER		3:08:47	37:22	
25	63	VELASQUEZ CAIZA Katherine Lorena	ECU		3:11:44	40:19	
26	104	KRIJGSMAN Danielle	NED		3:12:15	40:50	
27	179	KALUNGA Mercy	ZAM		3:13:12	41:47	
28	66	GONZALEZ MESA Maria Dolores	ESP		3:16:39	45:14	
29	67	KONOPLEVA Elena	FRA		3:18:43	47:18	
30	40	GOBEIL Genevieve Marie Pauline	CAN		3:19:29	48:04	
31	39	CADIEUX Alana Marion	CAN		3:20:54	49:29	
32	65	FERNANDEZ RAMOS Henar	ESP		3:22:11	50:46	
33	99	ENKHBAYAR Ariuntungalag	MGL		3:23:07	51:42	
34	80	FARKAS Erika	HUN		3:32:33	1:01:08	
35	142	BRATT Emma Maria	SWE		3:37:22	1:05:57	
	88	KIPCHUMBA Irene Kwambai	KEN		DNF		
	121	KLIUKA Svetlana	RUS		DNF		
	25	HASEN Merima Mohammed	BRN		DNF		
	103	BECKERS Arianne	NED		DNF		
	146	HUDAYBERGENOVA Olena	TKM		3:44:08		
	145	BERDIYEVA Aylar	TKM		DNF		
	144	AKMYRADOVA Guljahan	TKM		DNF		

### LEGEND

DNF Did Not Finish

PB Personal Best

RK Rank



## Results(Team) 경기 결과(팀)

Rk	CDM Code	Bib	Name	Result	Time Behind
<b>1</b>	<b>POL - Poland</b>				
		301	BRZEZINSKI Blazej Roman	2:18:03	
		302	CHABOWSKI Marcin Piotr	2:15:37	
		317	SZOST Henryk Jozef	2:17:43	
			<b>Total : 6:51:23</b>		
<b>2</b>	<b>ECU - Ecuador</b>				
		80	CANAR SANDOVAL Manuel Gustavo	2:21:41	
		81	CHASI TOALOMBO Angel Gerardo	2:22:03	
		82	ERAZO MONTERO Marco Antonio	2:23:39	
			<b>Total : 7:07:23</b>		16:00
<b>3</b>	<b>KEN - Kenya</b>				
		184	CHEBOR William Chebon	2:17:00	
		190	KIPWAMBOK Chumba Linus	2:16:51	
		195	MALAKWEN Paul Kosgei	2:34:09	
			<b>Total : 7:08:00</b>		16:37
<b>4</b>	<b>CHN - China</b>				
		69	SU Guoxiong	2:19:41	
		72	YANG Dinghong	2:21:03	
		74	ZHANG Zhongji	2:31:57	
			<b>Total : 7:12:41</b>		21:18
<b>5</b>	<b>IND - India</b>				
		144	DHONI Bahadur Singh	2:21:27	
		158	SINGH Nitendra	2:18:06	
		162	YADAV Indrajeet	2:35:54	
			<b>Total : 7:15:27</b>		24:04
<b>6</b>	<b>KOR - Korea, R.</b>				
		216	KIM Young Ho	2:28:57	
		214	LEE Heun Gang	2:30:00	
		227	YU Dae Young	2:25:06	
			<b>Total : 7:24:03</b>		32:40
<b>7</b>	<b>ESP - Spain</b>				
		84	ALVAREZ DOMINGUEZ Modesto Ricardo	2:32:05	
		86	DOCAMPO GONZALEZ Ivan	2:29:15	
		88	VAQUERO AGAMA Miguel Angel	2:24:54	
			<b>Total : 7:26:14</b>		34:51
<b>8</b>	<b>GER - Germany</b>				
		117	FUCHS Maxim	2:32:18	
		123	SCHWALBE Henrik	2:42:21	
		127	WOLLNY Holger	2:41:29	
			<b>Total : 7:56:08</b>		1:04:45



MUNGYEONG KOREA 2015  
6th CISM World Games

**Mungyeong Marathon Course**  
문경 마라톤 경기장

SUN 11 OCT 2015  
Start Time 09:00

**Marathon**  
마라톤

**Men's Team**  
남자 팀전



## Results(Team)

경기 결과(팀)

Rk	CDM Code	Bib	Name	Result	Time Behind
<b>9</b>	<b>MKD- FYROM</b>				
		262	CVETANOVSKI Igor	2:53:58	
		263	JAKIMOVSKI Igor	3:09:49	
		265	TOSEV Zhan	2:51:22	
			<b>Total : 8:55:09</b>		<b>2:03:46</b>
	<b>BRN - Bahrain</b>				
		38	GEBRE Alemu Bekele	2:15:07	
		43	KORIR Isaac	DNF	
		44	MAHBOOB Mahboob Ali Hasan	DNF	
			<b>Total : DQ</b>		
	<b>FRA - France</b>				
		100	EL MEDOULY Said	2:26:45	
		101	EZZOBAYRY Ahmed	DNF	
		108	SCHMIED Guylain	2:22:06	
			<b>Total : DQ</b>		
	<b>MGL - Mongolia</b>				
		259	BATBAYAR Dorjpalam	2:21:16	
		260	KHURELBAATAR Khash Erdene	DNF	
		261	TSEVEENRAVDAN Byambajav	2:28:01	
			<b>Total : DQ</b>		
	<b>USA - United States of America</b>				
		426	FERNANDEZ Patrick Joseph	2:23:35	
		429	KOSGEI Samuel Kipkogei	2:31:56	
		435	SIALO Laban Kibon	DNF	
			<b>Total : DQ</b>		
	<b>ZAM - Zambia</b>				
		447	BWALYA Richard	DNF	
		448	MPANDE Kaliko	2:37:31	
		449	MUTANYA Mathews	2:21:53	
			<b>Total : DQ</b>		
	<b>TKM - Turkmenistan</b>				
		391	AMANGELDIYEV Batyr	3:08:32	
		392	ANNAGYLYJOV Perhat	DNF	
		393	TASHLIYEV Bayram	3:15:53	
			<b>Total : DQ</b>		

### LEGEND

**DNF** Did Not Finish      **DQ** Disqualified      **RK** Rank



Results(Individual)  
경기 결과(개인)

<b>World Record</b>	<b>02:02:57</b>	<b>KIMETTO Dennis</b>	<b>KEN</b>	<b>Berlin(GER)</b>	<b>28 SEP 2014</b>
<b>CISM World Record</b>	<b>02:09:22</b>	<b>MUBARAK HUSSAN Sha</b>	<b>QAT</b>		<b>1 JAN 2005</b>

Rk	Bib	Name	CDM Code	Date of Birth	Result	Time Behind	
1	38	GEBRE Alemu Bekele	BRN		2:15:07		
2	302	CHABOWSKI Marcin Piotr	POL		2:15:37	0:30	
3	190	KIPWAMBOK Chumba Linus	KEN		2:16:51	1:44	
4	184	CHEBOR William Chebon	KEN		2:17:00	1:53	
5	317	SZOST Henryk Jozef	POL		2:17:43	2:36	
6	357	SHUTOV Fedor	RUS		2:18:02	2:55	
7	301	BRZEZINSKI Blazej Roman	POL		2:18:03	2:56	
8	158	SINGH Nitendra	IND		2:18:06	2:59	
9	69	SU Guoxiong	CHN		2:19:41	4:34	
10	72	YANG Dinghong	CHN		2:21:03	5:56	
11	259	BATBAYAR Dorjpalam	MGL		2:21:16	6:09	PB
12	144	DHONI Bahadur Singh	IND		2:21:27	6:20	
13	80	CANAR SANDOVAL Manuel Gustavo	ECU		2:21:41	6:34	
14	449	MUTANYA Mathews	ZAM		2:21:53	6:46	
15	81	CHASI TOALOMBO Angel Gerardo	ECU		2:22:03	6:56	PB
16	108	SCHMIED Guylain	FRA		2:22:06	6:59	
17	426	FERNANDEZ Patrick Joseph	USA		2:23:35	8:28	
18	82	ERAZO MONTERO Marco Antonio	ECU		2:23:39	8:32	
19	88	VAQUERO AGAMA Miguel Angel	ESP		2:24:54	9:47	PB
20	227	YU Dae Young	KOR		2:25:06	9:59	
21	269	HOSEA Frans Chefeni	NAM		2:25:13	10:06	
22	100	EL MEDOULY Said	FRA		2:26:45	11:38	
23	261	TSEVEENRAVDAN Byambajav	MGL		2:28:01	12:54	
24	216	KIM Young Ho	KOR		2:28:57	13:50	
25	86	DOCAMPO GONZALEZ Ivan	ESP		2:29:15	14:08	
26	214	LEE Heun Gang	KOR		2:30:00	14:53	
27	429	KOSGEI Samuel Kipkogei	USA		2:31:56	16:49	
28	74	ZHANG Zhongji	CHN		2:31:57	16:50	
29	247	MAPHEPHE Peete Michael	LES		2:32:00	16:53	PB
30	84	ALVAREZ DOMINGUEZ Modesto Ricardo	ESP		2:32:05	16:58	
31	117	FUCHS Maxim	GER		2:32:18	17:11	PB
32	51	KUTSAROV Iliya Dimchev	BUL		2:33:06	17:59	PB
33	180	ABU DRAIS Methkal	JOR		2:33:43	18:36	
34	195	MALAKWEN Paul Kosgei	KEN		2:34:09	19:02	
35	387	MAGNUSSON Sven Andreas	SWE		2:34:56	19:49	PB
36	362	NDOUR Pierre	SEN		2:35:41	20:34	
37	162	YADAV Indrajeet	IND		2:35:54	20:47	
38	278	ABDOULKADER Rabe Hassaou	NIG		2:37:04	21:57	
39	448	MPANDE Kaliko	ZAM		2:37:31	22:24	
40	363	ZONTAR Ales	SLO		2:38:09	23:02	
41	364	MILOSAVLJEVIC Nenad	SRB		2:39:54	24:47	PB
42	272	KLEIN Geordie-John	NED		2:40:22	25:15	
43	250	ZAHER Zain Ali Din	LIB		2:41:24	26:17	
44	127	WOLLNY Holger	GER		2:41:29	26:22	PB
45	123	SCHWALBE Henrik	GER		2:42:21	27:14	PB
46	268	SAMBE Mohamed	MTN		2:43:48	28:41	
47	440	CONTRERAS Wilmer	VEN		2:46:56	31:49	
48	265	TOSEV Zhan	MKD		2:51:22	36:15	
49	262	CVETANOVSKI Igor	MKD		2:53:58	38:51	
50	55	MUELLER Michael J	CAN		2:57:00	41:53	
51	246	LERATA Moqhali Cletus	LES		2:57:10	42:03	
52	18	SUMAN Zaim	BIH		3:02:30	47:23	



**Mungyeong Marathon Course**  
문경 마라톤 경기장

SUN 11 OCT 2015  
Start Time 09:00

MUNGYEONG KOREA 2015  
6<sup>th</sup> CISM World Games

**Marathon**  
마라톤

**Men's Individual**  
남자 개인전



**Results(Individual)**  
경기 결과(개인)

<b>World Record</b>	<b>02:02:57</b>	<b>KIMETTO Dennis</b>	<b>KEN</b>	<b>Berlin(GER)</b>	<b>28 SEP 2014</b>
<b>CISM World Record</b>	<b>02:09:22</b>	<b>MUBARAK HUSSAN Sha</b>	<b>QAT</b>		<b>1 JAN 2005</b>

<b>Rk</b>	<b>Bib</b>	<b>Name</b>	<b>CDM Code</b>	<b>Date of Birth</b>	<b>Result</b>	<b>Time Behind</b>
53	343	LAZA Florin-Marcel	ROU		3:04:05	48:58
54	263	JAKIMOVSKI Igor	MKD		3:09:49	54:42
55	279	YAGI Kadade	NIG		3:10:29	55:22
	101	EZZOBAYRY Ahmed	FRA		DNF	
	43	KORIR Isaac	BRN		DNF	
	435	SIALO Laban Kibon	USA		DNF	
	236	ALOTAIBI Mukhlid	KSA		DNF	
	402	SAAD Atef	TUN		DNF	
	468	SHIR GHAVI Hassan	IRI		DNF	
	489	ISSE Omar	LIB		DNF	
	447	BWALYA Richard	ZAM		DNF	
	44	MAHBOOB Mahboob Ali Hasan	BRN		DNF	
	260	KHURELBAATAR Khash Erdene	MGL		DNF	
	267	CHENAN Mohamed Lemine	MTN		DNS	
	271	KAMMINGA Iwan	NED		DNS	
	479	MAKSIMOVIC Blazo	SRB		DNS	
	270	REONARD Namupala	NAM		DNS	
	391	AMANGELDIYEV Batyr	TKM		3:08:32	
	393	TASHLIYEV Bayram	TKM		3:15:53	
	392	ANNAGYLYJOV Perhat	TKM		DNF	

**LEGEND**

**DNF** Did Not Finish

**DNS** Did Not Start

**PB** Personal Best

**RK** Rank





MODERN PENT.

6TH MILITARY WORLD GAMES  
MUNGYEONG, SOUTH KOREA

### MODERN PENTATHLON

Dates: 6-9 October 2015  
 Location: Korean Armed Forces Athletic Corps  
 Event (s): Men's Individual and Team

### PARTICIPATING NATIONS

USA*	Argentina	Austria*	Belarus	Brazil
China	Ecuador*	Egypt	France	Germany
Italy	Kazakhstan	South Korea*	Latvia	Lithuania
Poland	Russia	Switzerland*	Ukraine	Uruguay*

\* Men Only; \*\*Female Only (All others Men and Women)

### FINAL RANKING

#### MEN'S TEAM

1st Place	Russia
2nd Place	Egypt
3rd Place	Italy
<b>9th Place</b>	<b>USA</b>



### 2015 U.S. ARMED FORCES MARATHON TEAM ROSTER 2-11 October – CISM 6<sup>th</sup> Military World Games, Mungyeong, Republic of Korea



Rank	Last Name	First Name	Service	Gender	Duty Station	Home Town
Capt	Lauzen	Theodore	USMC	Male	Colorado Springs, CO	
SPC	Schrimsher	Nathan	Army	Male	Fort Carson, CO	
SPC	Storie	Logan	Army	Male	Fort Carson, CO	

Rank	Last Name	First Name	Service	Title	Duty Station	Home Town
Mr.	Manuel	Darrell	Army	Team Captain	JB Fort Sam Houston, TX	San Antonio, TX

### TEAM USA INDIVIDUAL PERFORMANCES

Qualification Round	Individual	Capt	Theodore	Lauzen	USMC	DNQ
Finals	Individual	SPC	Nathan	Schrimsher	Army	17th
Finals	Individual	SPC	Logan	Storie	Army	33rd



# COMPLETE MODERN PENTATHLON RESULTS



## Final Results

### 최종 경기 결과

Rank	Team	Name	Licence	Points	Total
1	Russia	FROLOV Iliia	M001227	1440	4289
		NAUMOV Oleg	M040506	1430	
		KARIAKIN Sergei	M002151	1419	
2	Egypt	ELGEZIRY Amro	M001753	1449	4263
		ELGEZIRY Omar	M001481	1417	
		HAMAD Eslam	M039305	1397	
3	Italy	FRANCESCHINI Auro	M002144	1428	4241
		PETRONI Pier Paolo	M002137	1414	
		GRASSELLI Valerio	M039059	1399	
4	Ukraine	FEDECHKO Andriy	M038014	1430	4235
		PAVLIUK Denys	M039187	1413	
		FEDECHKO Yuriy	M039186	1392	
5	Germany	NOBIS Alexander	M037556	1450	4154
		SANDTEN Matthias	M039190	1374	
		DOGUE Patrick	M002487	1330	
6	Poland	SWIDERSKI Jaroslaw Tadeusz	M039585	1443	3962
		STASKIEWICZ Szymon Piotr	M001825	1408	
		GRALEWSKI Michal Piotr	M039446	1111	
7	Belarus	KASYANIK Kirill	M039927	1426	3865
		TSIKHANAU Pavel	M038180	1377	
		* MITSYK Mikhail	M002142	1062	
8	China	WU Hepeng	M039641	1431	3811
		REN Yipeng	M039472	1344	
		* WANG Xiang	M042856	1036	
9	United States	SCHRIMSHER Nathan Keith	M039312	1414	3729
		STORIE Logan Wilson	M040994	1326	
		* LAUZEN Theodore James	M002051	989	

## Final Results

### 최종 경기 결과

Rank	Name	NOC	Birth	Licence	Swim	Fence	Ride	CE	Total
1	PARK Dong Su	KOR	1987	M004705	333 (8) 2:02,38	227 (7) 20V-14D	290 (14)	605 (10) 11:35,64	1455
2	NOBIS Alexander	GER	1990	M037556	296 (34) 2:14,78	232 (4) 21V-13D	293 (5)	629 (1) 11:11,52	1450
3	ELGEZIRY Amro	EGY	1986	M001753	336 (4) 2:01,49	232 (4) 21V-13D	293 (12)	588 (21) 11:52,64	1449
4	SWIDERSKI Jaroslaw Tadeusz	POL	1993	M039585	334 (6) 2:02,17	211 (18) 17V-17D	286 (15)	612 (4) 11:28,07	1443
5	FROLOV Ilia	RUS	1984	M001227	310 (24) 2:10,03	234 (2) 21V-13D	293 (10)	603 (12) 11:37,08	1440
6	KIM Seung Jin	KOR	1991	M039307	337 (3) 2:01,30	214 (14) 18V-16D	279 (23)	605 (11) 11:35,99	1435
7	WU Hepeng	CHN	1992	M039641	328 (11) 2:04,21	208 (19) 17V-17D	286 (18)	609 (6) 11:31,87	1431
8	FEDECHKO Andriy	UKR	1990	M038014	313 (22) 2:09,21	236 (1) 21V-13D	279 (25)	602 (13) 11:38,15	1430
9	NAUMOV Oleg	RUS	1994	M040506	326 (13) 2:04,92	214 (14) 18V-16D	272 (28)	618 (3) 11:22,65	1430
10	BELAUD Valentin	FRA	1992	M038104	308 (27) 2:10,98	233 (3) 21V-13D	260 (32)	628 (2) 11:12,87	1429
11	KINDERIS Justinas	LTU	1987	M002117	304 (30) 2:12,08	226 (8) 20V-14D	286 (16)	612 (5) 11:28,31	1428
12	FRANCESCHINI Auro	ITA	1987	M002144	334 (7) 2:02,19	208 (19) 17V-17D	279 (26)	607 (8) 11:33,56	1428
13	KASYANIK Kirill	BLR	1994	M039927	324 (14) 2:05,64	203 (24) 16V-18D	300 (1)	599 (15) 11:41,02	1426
14	KARIAKIN Sergei	RUS	1988	M002151	336 (5) 2:01,64	220 (10) 19V-15D	265 (30)	598 (16) 11:42,24	1419
15	ELGEZIRY Omar	EGY	1985	M001481	330 (10) 2:03,52	222 (9) 20V-14D	284 (20)	581 (29) 11:59,55	1417
16	LEE Seung Cheol	KOR	1991	M040124	323 (15) 2:05,88	202 (25) 16V-18D	300 (4)	591 (19) 11:49,74	1416
17	SCHRIMSHER Nathan Keith	USA	1992	M039312	321 (17) 2:06,63	215 (13) 18V-16D	286 (19)	592 (18) 11:48,15	1414
18	PETRONI Pier Paolo	ITA	1987	M002137	313 (21) 2:09,19	232 (4) 21V-13D	283 (21)	586 (23) 11:54,56	1414
19	PAVLIUK Denys	UKR	1992	M039187	322 (16) 2:06,16	190 (29) 14V-20D	293 (11)	608 (7) 11:32,02	1413
20	STASKIEWICZ Szymon Piotr	POL	1987	M001825	303 (31) 2:12,47	213 (17) 17V-17D	286 (17)	606 (9) 11:34,94	1408
21	GOLIS Remigiusz	POL	1990	M037218	339 (2) 2:00,47	214 (14) 18V-16D	278 (27)	569 (31) 12:11,15	1400
22	GRASELLI Valerio	ITA	1993	M039059	302 (32) 2:12,78	220 (10) 19V-15D	293 (7)	584 (27) 11:56,51	1399
23	HAMAD Eslam	EGY	1992	M039305	317 (19) 2:07,67	196 (27) 15V-19D	300 (2)	584 (26) 11:56,49	1397
24	FEDECHKO Yuriy	UKR	1992	M039186	326 (12) 2:04,80	220 (10) 19V-15D	251 (33)	595 (17) 11:45,92	1392
25	SUKHAREV Vladislav	KAZ	1994	M040830	318 (18) 2:07,39	188 (30) 13V-21D	293 (8)	581 (30) 11:59,69	1380
26	TSIKHANAU Pavel	BLR	1991	M038180	311 (23) 2:09,99	208 (19) 17V-17D	272 (29)	586 (22) 11:54,37	1377
27	SANDTEN Matthias	GER	1993	M039190	316 (20) 2:08,03	179 (31) 12V-22D	279 (24)	600 (14) 11:40,08	1374
28	DANIEL Thomas	AUT	1985	M001455	293 (35) 2:15,77	208 (19) 17V-17D	279 (22)	588 (20) 11:52,53	1368
29	OVCHAROV Valerii	RUS	1985	M002220	306 (28) 2:11,65	166 (34) 10V-24D	293 (9)	585 (25) 11:55,41	1350
30	ZAPATA Emanuel Gerardo	ARG	1986	M005070	310 (25) 2:10,23	196 (27) 15V-19D	293 (13)	549 (33) 12:31,82	1348
31	REN Yipeng	CHN	1989	M039472	304 (29) 2:12,02	174 (32) 11V-23D	300 (3)	566 (32) 12:14,38	1344
32	DOGUE Patrick	GER	1992	M002487	309 (26) 2:10,59	172 (33) 11V-23D	263 (31)	586 (24) 11:54,86	1330
33	STORIE Logan Wilson	USA	1989	M040994	348 (1) 1:57,45	143 (35) 6V-28D	293 (6)	542 (34) 12:38,36	1326



CIS



# PARACHUTING

**16TH MILITARY WORLD GAMES**  
MUNGYEONG, SOUTH KOREA

## PARACHUTING

Dates: 3-8 October 2015  
 Location: Marine Corps 1st Division, Pohang  
 Event (s): Accuracy, Style, Formation Skydiving

### PARTICIPATING NATIONS

<b>USA**</b>	Argentina	Austria*	Belgium*	Belarus
Brazil	Bahrain*	Chile	China	Columbia
Czech Republic*	Denmark*	Spain	Finland*	France
Germany	Hungary*	Indonesia	Italy	South Korea
Lithuania*	Morocco	Netherlands*	Oman*	Palestine*
Poland	Qatar*	Russia	Slovakia	Serbia
Switzerland*	UAE*	Venezuela*		

\* Men Only; \*\*Female Only (All others Men and Women)

### FINAL TEAM RANKINGS

#### WOMEN'S OVERALL

1st Place	China
2nd Place	Russia
3rd Place	France
<b>5th Place</b>	<b>USA</b>

#### WOMEN'S FORMATION

<b>1st Place</b>	<b>USA</b>
2nd Place	China
3rd Place	France

#### WOMEN'S ACCURACY

1st Place	China
2nd Place	Russia
3rd Place	Belarus
<b>10th Place</b>	<b>USA</b>

#### MEN'S OVERALL

1st Place	Czech Republic
2nd Place	Russia
3rd Place	Belarus

#### MEN'S FORMATION

1st Place	Belgium
2nd Place	Qatar
3rd Place	Germany

#### MEN'S ACCURACY

1st Place	Belarus
2nd Place	Italy
3rd Place	Russia



**2015 U.S. ARMED FORCES PARACHUTING TEAM ROSTER**  
 2-11 October – CISM 6<sup>th</sup> Military World Games, Mungyeong, Republic of Korea



Rank	Last Name	First Name	Service	Gender	Duty Station	Home Town
SFC	Nichols	Angela	Army	Female	Fort Bragg, NC	Rowlett, TX
SFC	Davis	Laura	Army	Female	Fort Bragg, NC	Abilene, TX
SFC	Woosley	Dannielle	Army	Female	Fort Bragg, NC	Lafayette, LA
SFC	Davidson	Jennifer	Army	Female	Fort Bragg, NC	Portsmouth, IA

Rank	Last Name	First Name	Service	Title	Duty Station	Home Town
SFC	Janise	Scott	Army	Cameraman	Fort Bragg, NC	Las Vegas, NV
Ms.	Morrison	Karen	Army	Team Captain	Fort Bragg, NC	San Diego, CA

**TEAM USA INDIVIDUAL PERFORMANCES**

Overall	Individual	SFC	Angela	Nichols	Army	17th
Overall	Individual	SFC	Laura	Davis	Army	22nd
Overall	Individual	SFC	Jennifer	Davidson	Army	25th
Overall	Individual	SFC	Dannielle	Woosley	Army	27th
Style	Individual	SFC	Angela	Nichols	Army	13th
Style	Individual	SFC	Laura	Davis	Army	18th
Style	Individual	SFC	Dannielle	Woosley	Army	24th
Style	Individual	SFC	Jennifer	Davidson	Army	25th
Accuracy	Individual	SFC	Angela	Nichols	Army	21st
Accuracy	Individual	SFC	Laura	Davis	Army	44th
Accuracy	Individual	SFC	Jennifer	Davidson	Army	48th
Accuracy	Individual	SFC	Dannielle	Woosley	Army	51st





Marine Corps 1st Division  
해병1사단

SAT 10 OCT 2015

MUNGYEONG KOREA 2015  
6<sup>th</sup> CISM World Games

Parachuting  
고공강하

Women's Team Overall  
여자 팀 종합

Final  
결승전



## Results - Team Overall

경기 결과 - 팀 종합

As of THU 8 OCT 2015

Rank	Team	Overall Points	Rank Accuracy	Rank FS	Rank Style
1	China	7	1	2	4
*2	Russia	10	2	7	1
*3	France	10	4	3	3
4	Belarus	15	3	10	2
5	United States of America	16	10	1	5
6	Spain	19	7	4	8
7	Korea, R.	20	6	6	8
8	Germany	23	8	9	6
8	Poland	23	5	11	7
10	Brazil	25	12	5	8
10	Morocco	25	9	8	8
12	Indonesia	31	11	12	8

### LEGEND

\* After Tie Breaking Jumps

FS

Formation Skydive





Marine Corps 1st Division  
해병1사단

WED 7 OCT 2015  
14:15

MUNGYEONG KOREA 2015  
6<sup>th</sup> CISM World Games

Parachuting  
고공강하

Women's Formation Skydive  
여자 상호활동

Final  
결승전



## Results - Formation Skydive

경기 결과 - 상호활동

As of WED 7 OCT 2015

Rank	Team	Nation	R1	R2	R3	R4	R5	R6	TOTAL
1	United States of America	USA	29	27	28	25	30	33	172
2	China	CHN	20	19	21	19	21	21	121
3	France	FRA	19	16	20	15	24	21	115
4	Spain	ESP	14	19	16	16	20	24	109
5	Brazil	BRA	18	16	16	13	16	-	79
6	Korea, R.	KOR	18	15	15	15	15	-	78
7	Russia	RUS	16	14	17	14	12	-	73
8	Morocco	MAR	18	14	13	13	12	-	70
9	Germany	GER	0	17	17	17	-	-	51
10	Belarus	BLR	13	11	15	11	-	-	50
11	Poland	POL	1	4	-	-	-	-	5
12	Indonesia	IDN	1	0	-	-	-	-	1

### LEGEND

Rn Round Number



MUNGYEONG KOREA 2015  
6<sup>th</sup> CISM World Games

Marine Corps 1st Division  
해병1사단

THU 8 OCT 2015  
10:00

Parachuting  
고공강하

Women's Team Accuracy  
여자 팀 정밀강하

Final  
결승전



## Results - Team Accuracy

경기 결과 - 팀 정밀강하

As of THU 8 OCT 2015

Rank	Bib	Nation Name	R1	R2	R3	R4	R5	R6	R7	R8	R9	R10	
<b>1</b>		<b>CHN - China</b>											
	681	DAI Hanyue	0.02	0.01	0.00	0.01	<del>0.09</del>	0.01	0.00	<del>0.03</del>	0.01	<del>0.03</del>	
	682	LIU Siwei	<del>0.05</del>	0.01	0.00	0.02	0.01	<del>0.18</del>	<del>0.03</del>	0.02	0.01	0.01	
	683	HE Yufeng	0.00	0.00	0.02	<del>0.03</del>	0.02	0.02	0.00	0.01	0.04	0.00	
	684	YE Xiaoli	0.00	<del>0.04</del>	<del>0.06</del>	0.01	0.00	0.00	0.00	0.01	<del>0.04</del>	0.00	
	685	PEI Yu	0.01	0.00	0.02	0.02	0.03	0.00	0.01	0.00	0.01	0.01	
		<b>Total</b>	0.03	0.02	0.04	0.06	0.06	0.03	0.01	0.04	0.07	0.02	<b>0.38</b>
<b>2</b>		<b>RUS - Russia</b>											
	691	SMIRNOVA Anastasia	0.03	0.02	0.03	0.01	0.00	<del>0.06</del>	0.01	0.00	0.01	0.02	
	692	KRAVCHENKO Olga	0.01	<del>0.03</del>	0.03	<del>0.04</del>	<del>0.03</del>	0.00	0.00	0.06	0.00	0.01	
	693	ZAVARIUGINA Olga	0.00	0.02	0.00	0.01	0.00	0.00	0.01	0.00	0.03	0.00	
	694	LEPEZINA Olga	0.02	0.01	0.01	0.02	0.01	0.05	0.00	0.01	0.02	<del>0.02</del>	
	695	FURMAN Evgeniia	<del>0.10</del>	0.00	<del>0.03</del>	0.01	0.02	0.01	<del>0.03</del>	<del>0.17</del>	<del>0.10</del>	0.00	
		<b>Total</b>	0.06	0.05	0.07	0.05	0.03	0.06	0.02	0.07	0.06	0.03	<b>0.50</b>
<b>3</b>		<b>BLR - Belarus</b>											
	671	ZIMINA Natalia	0.01	0.00	0.00	0.02	<del>0.03</del>	<del>0.07</del>	0.05	0.01	0.02	0.00	
	672	FAMINA Aksana	0.03	0.01	0.00	0.00	0.00	0.02	0.00	0.00	0.02	0.01	
	673	NIKITSIUK Nataliya	0.03	<del>0.02</del>	0.02	<del>0.02</del>	0.00	0.00	0.01	0.02	0.00	0.03	
	674	FIODARAVA Yuliya	0.02	0.01	<del>0.06</del>	0.01	0.01	0.00	<del>0.05</del>	0.05	0.01	<del>0.04</del>	
	675	OSIPAVA Valeryia	<del>0.03</del>	0.01	0.03	0.01	0.02	0.00	0.01	<del>0.05</del>	<del>0.02</del>	0.03	
		<b>Total</b>	0.09	0.03	0.05	0.04	0.03	0.02	0.07	0.08	0.05	0.07	<b>0.53</b>
<b>4</b>		<b>FRA - France</b>											
	661	FERRAND Deborah	0.00	0.02	0.02	0.00	0.00	0.03	0.00	0.01	0.00	0.02	
	662	OLLIVIER Leocadie	0.02	0.02	0.00	0.03	0.00	0.01	0.00	0.02	0.00	0.00	
	663	CHAVARY Estelle	0.00	0.03	<del>0.19</del>	0.00	0.01	<del>0.10</del>	0.05	0.07	0.00	0.05	
	664	HERVE Laurence	<del>0.17</del>	<del>0.06</del>	0.11	<del>0.05</del>	<del>0.17</del>	0.05	<del>0.06</del>	<del>0.09</del>	0.06	<del>0.11</del>	
	665	TEXIER Stephanie	0.02	0.02	0.00	0.00	0.03	0.01	0.00	0.02	<del>0.06</del>	0.02	
		<b>Total</b>	0.04	0.09	0.13	0.03	0.04	0.10	0.05	0.12	0.06	0.09	<b>0.75</b>
<b>5</b>		<b>POL - Poland</b>											
	521	WIESNER Agnieszka Monika	0.00	0.01	0.02	0.02	0.02	0.04	0.00	0.00	0.00	-	
	522	WESOLOWSKA Ewa Barbara	0.02	0.00	0.01	0.08	0.05	0.02	0.04	<del>0.17</del>	<del>0.17</del>	-	
	523	PACZEK KRAWCZAK Irena Marta	0.03	0.01	<del>0.17</del>	<del>0.08</del>	<del>0.08</del>	0.07	0.04	0.03	0.05	-	
	524	SADOWY NAUMIENIA Monika Katarzyna	0.02	<del>0.03</del>	0.00	0.01	0.04	0.02	<del>0.04</del>	0.03	0.01	-	
	525	RACZKIEWICZ Iwona	<del>0.03</del>	0.01	0.05	0.04	0.02	<del>0.18</del>	0.02	0.03	0.00	-	
		<b>Total</b>	0.07	0.03	0.08	0.15	0.13	0.15	0.10	0.09	0.06	-	<b>0.86</b>
<b>6</b>		<b>KOR - Korea, R.</b>											
	631	KIM Mi Ran	0.01	0.01	0.12	0.00	0.00	0.04	<del>0.10</del>	0.00	0.00	-	
	632	LEE Kyoung Man	0.02	0.05	0.17	0.03	0.07	<del>0.18</del>	0.01	0.02	0.06	-	
	633	LEE Ji Sun	0.02	0.09	0.03	0.00	<del>0.07</del>	0.03	0.00	0.03	0.17	-	
	634	CHOI Yu Lim	0.02	<del>0.18</del>	0.17	<del>0.06</del>	0.03	0.17	0.05	0.17	0.05	-	
	635	KIM Seong Mi	<del>0.03</del>	0.00	<del>0.17</del>	0.05	0.01	0.04	0.09	<del>0.17</del>	<del>0.17</del>	-	
		<b>Total</b>	0.07	0.15	0.49	0.08	0.11	0.28	0.15	0.22	0.28	-	<b>1.83</b>



MUNGYEONG KOREA 2015  
6<sup>th</sup> CISM World Games

Marine Corps 1st Division  
해병1사단

THU 8 OCT 2015  
10:00

Parachuting  
고공강하

Women's Team Accuracy  
여자 팀 정밀강하

Final  
결승전



## Results - Team Accuracy

경기 결과 - 팀 정밀강하

As of THU 8 OCT 2015

Rank	Bib	Nation Name	R1	R2	R3	R4	R5	R6	R7	R8	R9	R10
<b>7</b>		<b>ESP - Spain</b>										
	511	PARDO MONINO Teresa	0.09	0.01	0.02	0.01	0.04	0.17	0.04	0.03	0.18	-
	512	VETIA RUIZ Diana	<del>0.18</del>	0.02	0.17	0.02	0.14	0.00	<del>0.17</del>	0.00	0.17	-
	513	NOBILE MARTINEZ Rebeca	0.02	0.07	0.07	0.03	0.05	0.00	0.00	0.03	0.04	-
	514	HERNANDEZ MORENO Elisabet	0.03	0.02	<del>0.17</del>	0.03	<del>0.17</del>	0.07	0.02	0.03	0.06	-
	515	AGEA CUADRADO Maria Soledad	0.02	<del>0.07</del>	0.15	<del>0.17</del>	0.00	<del>0.17</del>	0.06	<del>0.04</del>	<del>0.18</del>	-
		<b>Total</b>	0.16	0.12	0.41	0.09	0.23	0.24	0.12	0.09	0.45	- <b>1.91</b>
<b>8</b>		<b>GER - Germany</b>										
	621	WARICH Evangelina	0.04	0.00	0.17	0.00	0.02	0.01	0.02	0.07	0.03	-
	622	RIPPHAUSEN Friederike	0.01	0.17	0.10	0.03	0.04	0.18	0.07	0.04	0.11	-
	623	FULLAND Fabienne	0.00	0.01	0.03	0.03	0.01	0.19	0.00	0.01	0.19	-
	624	NAGEL Katharina	0.00	0.01	0.02	0.05	0.14	0.18	0.00	0.00	0.18	-
		<b>Total</b>	0.05	0.19	0.32	0.11	0.21	0.56	0.09	0.12	0.51	- <b>2.16</b>
<b>9</b>		<b>MAR - Morocco</b>										
	651	NOUFEL Ikram	0.02	0.01	0.19	<del>0.19</del>	<del>0.19</del>	<del>0.19</del>	<del>0.19</del>	<del>0.19</del>	-	-
	652	RAMRAM Mina	0.10	0.06	0.10	0.04	0.04	0.09	0.04	0.08	-	-
	653	MAHNINE Samira	0.03	<del>0.11</del>	<del>0.19</del>	0.03	0.17	0.17	0.02	0.13	-	-
	654	ZGHARI Ouafae	0.10	0.04	0.06	0.09	0.17	0.18	0.13	0.08	-	-
	655	ICHOU Hanane	<del>0.17</del>	0.02	0.00	0.07	0.00	0.12	0.02	0.03	-	-
		<b>Total</b>	0.25	0.13	0.35	0.23	0.38	0.56	0.21	0.32	-	- <b>2.43</b>
<b>10</b>		<b>USA - United States of America</b>										
	641	NICHOLS Angela Jill	0.02	0.06	0.04	0.04	0.04	0.02	0.02	0.03	-	-
	642	DAVIS Laura Elizabeth	0.04	0.03	0.19	0.05	0.16	0.06	0.03	0.06	-	-
	643	DAVIDSON Jennifer Anne	0.18	0.01	0.18	0.04	0.07	0.05	0.04	0.14	-	-
	644	WOOSLEY Dannielle Dawn	0.11	0.07	0.17	0.17	0.17	0.10	0.03	0.03	-	-
		<b>Total</b>	0.35	0.17	0.58	0.30	0.44	0.23	0.12	0.26	-	- <b>2.45</b>
<b>11</b>		<b>IDN - Indonesia</b>										
	611	DEWI Ni Putu Irma Purnama	0.09	0.16	0.06	0.07	0.09	0.16	0.17	0.03	-	-
	612	FRANSISKA Bernanda	0.04	0.05	<del>0.18</del>	0.15	0.03	0.00	0.09	0.03	-	-
	613	PUTRININGTYAS Siwi	0.05	0.17	0.08	<del>0.18</del>	0.00	0.17	0.15	0.16	-	-
	614	CHASANAH Nurul	<del>0.17</del>	<del>0.17</del>	0.13	0.17	<del>0.19</del>	<del>0.19</del>	<del>0.19</del>	<del>0.19</del>	-	-
	615	ALVIONITA Dessy	0.06	0.00	0.03	0.08	0.04	0.00	0.04	0.09	-	-
		<b>Total</b>	0.24	0.38	0.30	0.47	0.16	0.33	0.45	0.31	-	- <b>2.64</b>

### LEGEND

Rn Round Number



MUNGYEONG KOREA 2015  
6<sup>th</sup> CISM World Games

Marine Corps 1st Division  
해병1사단

FRI 9 OCT 2015

Parachuting  
고공강하

Women's Individual Overall  
여자 개인 종합

Final  
결승전



## Results - Individual Overall

경기 결과 - 개인 종합

As of THU 8 OCT 2015

Rank	Bib	Name	Nation	Overall Points	Rank Accuracy	Rank Style
*1	662	OLLIVIER Leocadie (J)	FRA	10	6	4
*2	661	FERRAND Deborah	FRA	10	3	7
*3	694	LEPEZINA Olga	RUS	11	10	1
*4	693	ZAVARIUGINA Olga	RUS	11	1	10
5	684	YE Xiaoli	CHN	13	4	9
6	673	NIKITSIUK Nataliya	BLR	15	9	6
7	691	SMIRNOVA Anastasia	RUS	16	11	5
8	672	FAMINA Aksana	BLR	17	2	15
8	683	HE Yufeng	CHN	17	6	11
10	685	PEI Yu	CHN	18	4	14
11	692	KRAVCHENKO Olga	RUS	19	16	3
12	671	ZIMINA Natalia	BLR	22	14	8
13	695	FURMAN Evgeniia	RUS	24	22	2
14	524	SADOWY NAUMIENIA Monika Katarzyna	POL	26	14	12
15	665	TEXIER Stephanie	FRA	27	6	21
16	675	OSIPAVA Valeryia	BLR	30	11	19
17	641	NICHOLS Angela Jill	USA	31	18	13
18	674	FIODARAVA Yuliya	BLR	34	17	17
19	621	WARICH Evangelina	GER	37	21	16
20	681	DAI Hanyue	CHN	39	13	26
21	623	FULLAND Fabienne	GER	41	19	22
22	642	DAVIS Laura Elizabeth	USA	42	24	18
23	682	LIU Siwei	CHN	43	20	23
24	664	HERVE Laurence	FRA	46	26	20
25	523	PACZEK KRAWCZAK Irena Marta	POL	50	23	27
25	643	DAVIDSON Jennifer Anne	USA	50	25	25
27	644	WOOSLEY Dannielle Dawn	USA	51	27	24
28	813	MALDONADO EHRHARDT Daniela (J)	COL	56	28	28

### LEGEND

\* After Tie Breaking Jumps



MUNGYEONG KOREA 2015  
6<sup>th</sup> CISM World Games

Marine Corps 1st Division  
해병1사단

TUE 6 OCT 2015  
12:30

Parachuting  
고공강하

Women's Style  
여자 스타일

Final  
결승전



## Results - Style

경기 결과 - 스타일

As of WED 7 OCT 2015

Rank	Bib	Name	Nation	R1	R2	R3	TOTAL
1	694	LEPEZINA Olga	RUS	7.27	7.66	7.22	22.15
2	695	FURMAN Evgeniia	RUS	7.57	7.79	7.44	22.80
3	692	KRAVCHENKO Olga	RUS	7.34	7.78	7.69	22.81
4	662	OLLIVIER Leocadie (J)	FRA	8.12	7.94	7.39	23.45
5	691	SMIRNOVA Anastasia	RUS	7.84	8.29	8.16	24.29
6	673	NIKITSIUK Nataliya	BLR	7.81	8.51	8.07	24.39
7	661	FERRAND Deborah	FRA	8.62	8.30	7.49	24.41
8	671	ZIMINA Natalia	BLR	8.79	8.10	8.16	25.05
9	684	YE Xiaoli	CHN	8.19	9.02	-	17.21
10	693	ZAVARIUGINA Olga	RUS	9.18	8.05	-	17.23
11	683	HE Yufeng	CHN	8.48	8.86	-	17.34
12	524	SADOWY NAUMIENIA Monika Katarzyna	POL	9.26	8.89	-	18.15
13	641	NICHOLS Angela Jill	USA	9.25	9.16	-	18.41
14	685	PEI Yu	CHN	9.34	9.14	-	18.48
15	672	FAMINA Aksana	BLR	8.69	10.12	-	18.81
16	621	WARICH Evangelina	GER	9.43	10.24	-	19.67
17	674	FIODARAVA Yuliya	BLR	9.47	-	-	9.47
18	642	DAVIS Laura Elizabeth	USA	9.49	-	-	9.49
19	675	OSIPAVA Valeryia	BLR	9.56	-	-	9.56
20	664	HERVE Laurence	FRA	9.65	-	-	9.65
21	665	TEXIER Stephanie	FRA	9.66	-	-	9.66
22	623	FULLAND Fabienne	GER	10.13	-	-	10.13
23	682	LIU Siwei	CHN	10.38	-	-	10.38
24	644	WOOSLEY Dannielle Dawn	USA	11.09	-	-	11.09
25	643	DAVIDSON Jennifer Anne	USA	11.77	-	-	11.77
26	681	DAI Hanyue	CHN	11.96	-	-	11.96
27	523	PACZEK KRAWCZAK Irena Marta	POL	12.35	-	-	12.35
28	813	MALDONADO EHRHARDT Daniela (J)	COL	16.00	-	-	16.00

### LEGEND

Rn Round Number



CIS



# Awarding Ceremony



# SAILING

# 11TH IDSM 6TH MILITARY WORLD GAMES

MUNGYEONG, SOUTH KOREA

## SAILING

Dates: 4-7 October 2015  
 Location: Yeongil Dae Beach  
 Event (s): Women and Open (Mixed) Two-Person Dinghy

### PARTICIPATING NATIONS

USA	Argentina*	Brazil	Bahrain*	Canada*
Chile	Denmark	Spain*	Finland*	Indonesia
India*	Italy*	South Korea*	Norway	Pakistan*
Poland	Qatar*	South Africa*	Russia	Ukraine

\* Open Only (All others Men and Women)

### FINAL TEAM RANKINGS

#### WOMEN'S OVERALL

1st Place **USA**  
 2nd Place Russia  
 3rd Place Brazil

#### OPEN OVERALL

1st Place Ukraine  
 2nd Place Brazil  
 3rd Place Russia  
 11th Place **USA**



### 2015 U.S. ARMED FORCES SAILING TEAM ROSTER 2-11 October – CISM 6<sup>th</sup> Military World Games, Mungyeong, Republic of Korea



Rank	Last Name	First Name	Service	Crew	Duty Station	Home Town
LT	Kutkiewicz	Trisha	Navy	Women's	Pentagon, VA	Center Moriches, NY
ENS	Hall	Mary	Navy	Women's	United States Naval Academy	Seminole, FL
LT	Hesler	Mary	Navy	Mixed	NAS North Island, CA	Charlotte, NC
LTJG	Kelly	Sean	USCG	Mixed	Hampton Roads	San Francisco, CA

Rank	Last Name	First Name	Service	Title	Duty Station	Home Town
Ms.	Stielper	Sharkie	Navy	Team Captain	Washington Navy Yard, DC	Baltimore, MD





### Top 3 Overall By Nation - All Classes - Fleet Racing

국가별 전체 클리트레이스 상위 3등

As of WED 7 OCT 2015 at 15:06

Event	Place	Name	Position	CDM Code	Total Points	Net Points
<b>2000 Women</b> after 11 races	1	HALL Mary Katelyn	Skipper	USA	24	16
		KUTKIEWICZ Trisha Jane	Crew			
	2	KIRILIUK Alisa	Skipper	RUS	25	17
		DMITRIEVA Liudmila	Crew			
	3	SIQUEIRA SENFFT Juliana	Skipper	BRA	31	23
		BUNESE JUK Larissa	Crew			
<b>2000 Open</b> after 11 races	1	SHVETS Borys	Skipper	UKR	20	14
		MATSUYEV Pavlo	Crew			
	2	DEMETRIO DECNOP COELHO Renata	Skipper	BRA	50	19
		DUARTE HADDAD Felipe	Crew			
	3	SEMERKHANOV Maxim	Skipper	RUS	45	32
		KUCHERENKO Boris	Crew			



### Fleet Overall

#### 종목별 플리트레이스 결과

As of WED 7 OCT 2015

#### AFTER 11 RACES

Place	Name	Pos	CDM Code	Points per Race											Total Pts	Net Pts
				1	2	3	4	5	6	7	8	9	10	11		
1	SHVETS Borys MATSUYEV Pavlo	S C	UKR	3	2	(3)	2	1	1	(3)	1	1	2	1	20	14
2	DEMETRIO DECNOP COELHO Renata DUARTE HADDAD Felipe	S C	BRA	(10)	1	(21) OCS	1	2	3	1	3	2	1	5	50	19
3	SEMERKHANOV Maxim KUCHERENKO Boris	S C	RUS	1	4	1	(7)	4	4	5	5	4	(6)	4	45	32
4	JEONG Hyeon Min PARK Yong Hyeon	S C	KOR	(21) OCS	9	10	5	(13)	2	2	2	3	4	2	73	39
5	MUTTU Pandian Pushparajan RAJPUT Narender Singh	S C	IND	(14)	6	8	6	(10)	6	4	7	7	8	3	79	55
6	AL-SHARSHANI Waleed Mahmoud A M HASSAN Altamimi	S C	QAT	6	(12)	2	3	11	5	7	9	6	9	(11)	81	58
7	BRATBAK Paal Reidar JOHANSEN Anders	S C	NOR	5	7	4	(13)	5	10	8	8	(11)	7	8	86	62
8	CZAJKOWSKI Marcin Pawel PRZYBYLSKI Piotr Wojciech	S C	POL	21 OCS	11	(21) OCS	4	3	(21) RET	6	4	5	3	6	105	63
9	BONANNO Ignazio SCONTRINO Simone	S C	ITA	(12)	(14)	9	9	8	7	9	6	9	5	7	95	69
10	IKONEN Janne KOSKI Henri Juho Matias	S C	FIN	2	3	5	8	12	12	(21) OCS	10	(21) OCS	14	12	120	78
11	KELLY Sean R HESLER Mary Katherine	S C	USA	4	10	7	10	9	8	12	11	8	(13)	(14)	106	79
12	TARIQ Muhammad Akram HUSSAIN Khalid	S C	PAK	7	8	6	11	6	9	10	(14)	13	11	(13)	108	81
13	SADEQ Ebrahim Abdulla ALNAAR Omar Abdulaziz Ahmed Moha	S C	BRN	9	5	(21) DSQ	12	7	(15)	13	12	12	10	10	126	90
14	ARZE RICHASSE Tomas Pablo MERINO GONZALEZ Carolina Belen	S C	CHI	11	(18)	15	(17)	15	13	11	16	10	12	9	147	112
15	LUCKYTO Yanuar KRISTIANA Yulia	S C	IDN	15	13	11	14	16	14	(16)	15	14	15	(16)	159	127
16	COMPANY CROS Juan Jose ABELEDI FELIPEZ David	S C	ESP	(21) OCS	15	(21) OCS	15	14	11	14	14	14	16	15	170	128
17	BOEGER Danni Tim MARBOE Katrine Egede Feigh Louw	S C	DEN	8	16	13	18	17	17	15	(19)	15	(20)	18	176	137
18	SARGEANT Andrew Kenneth DAVIDSON Keith Edward	S C	CAN	13	(19)	14	16	(19)	16	14	18	17	17	17	180	142
19	BESTHA Andre NEL De-Wet	S C	RSA	16	17	12	(20)	18	19	18	13	18	18	(20)	189	149
20	PUCHETTA Diego Alexis NEME VELEZ Victoria	S C	ARG	17	20	16	19	(20)	18	19	(20)	19	19	19	206	166

LEGEND					
( )	Excluded score	C	Crew	DSQ	Disqualification
OCS	On the Course Side	Pts	Points	RDG	Redress Given
RET	Retired after finishing	S	Skipper		



## Fleet Overall

### 종목별 플리트레이스 결과

As of WED 7 OCT 2015

#### AFTER 11 RACES

Place	Name	Pos	CDM Code	Points per Race											Total Pts	Net Pts
				1	2	3	4	5	6	7	8	9	10	11		
1	HALL Mary Katelyn KUTKIEWICZ Trisha Jane	S C	USA	3	1	2	1	2	1	(4)	1	3	2	(4)	24	16
2	KIRILIUK Alisa DMITRIEVA Liudmila	S C	RUS	1	2	1	2	1	3	3	(4)	(4)	1	3	25	17
3	SIQUEIRA SENFFT Juliana BUNESE JUK Larissa	S C	BRA	2	4	3	3	(4)	(4)	1	3	2	3	2	31	23
4	TYLINSKA Katarzyna Malgorzata SZCZESNA Aleksandra	S C	POL	4	3	4	4	3	(5)	2	(5)	1	4	1	36	26
5	GAFENKO Anastasiia KRASKO Anastasiya	S C	UKR	5	5	5	5	5	2	5	2	5	(5)	(5)	49	39
6	PARRAO MILLAR Tamara Marlinda PENAYLILLO ARANCIBIA Francisca B.	S C	CHI	(10) DNF	7	7	7	6	7	6	(7)	6	6	6	75	58
7	FURE Henriette SIMONSEN Karen Sofie	S C	NOR	7	6	6	6	8	6	(10) DNF	(8)	7	7	7	78	60
8	ANDERSEN Maise Meincke PETERSEN Stephanie Anjaliva Celest	S C	DEN	(10) DNF	(10) DNF	9	9	7	8	7	6	8	8	8	90	70
9	DISPITASASI Deny RAHMAWATI Inti Dwi	S C	IDN	6	8	8	8	9	9	8	9	9	(9)	(9)	92	74

LEGEND					
( )	Excluded score	C	Crew	DNF	Did not finish
Pts	Points	S	Skipper		



**CIS**



# SHOOTING

**M 6TH MILITARY WORLD GAMES**  
MUNGYEONG, SOUTH KOREA

## SHOOTING

Dates: 5-10 October 2015  
 Location: Daegu Shooting Range  
 Event (s): 25m Center Fire and 25m Military Rapid Fire Pistol

### PARTICIPATING NATIONS

<b>USA* (Pistol Only)</b>	Austria	Belgium**	Bosnia and Herzegovina**	Brazil
Bahrain	Canada	Chile	China	Columbia*
Cyprus*	Czech Republic*	Denmark	Ecuador	Spain
Estonia	Finland*	France	Germany	Indonesia
India	Iran*	Italy	Kazakhstan**	South Korea
Saudi Arabia*	Kuwait*	Latvia	Luxembourg*	Mongolia
Macedonia*	Netherlands	Nigeria*	Norway	Oman
Peru	Poland	Qatar	Romania	South Africa
Russia	Slovakia*	Serbia	Switzerland	Sweden
Swaziland**	Thailand	Trinidad and Tobago	Tunisia*	Turkey*
UAE*	Ukraine			

\* Men Only; \*\* Women Only; All Others (Men & Women)

### FINAL TEAM PISTOL RANKINGS

#### MEN'S 25M CENTER FIRE

1st Place	Brazil
2nd Place	Austria
3rd Place	Turkey
<b>20th Place</b>	<b>USA</b>

#### MEN'S 25M MILITARY RAPID FIRE

1st Place	China
2nd Place	South Korea
3rd Place	Ukraine
<b>21st Place</b>	<b>USA</b>



**2015 U.S. ARMED FORCES SHOOTING TEAM ROSTER**  
 2-11 October – CISM 6<sup>th</sup> Military World Games, Mungyeong, Republic of Korea



Rank	Last Name	First Name	Service	Weapon	Duty Station	Home Town
SFC	Sanderson	Keith	Army	Pistol	Fort Carson, CO	
GySgt	Lawson	Michael	USMC	Pistol	MCB Quantico, VA	
GySgt	Carlson	David	USMC	Pistol	MCB Quantico, VA	

**TEAM USA INDIVIDUAL PERFORMANCES**

Men's	25m Rapid Fire	Pistol	Individual	SFC	Keith	Sanderson	Army	27th
Men's	25m Rapid Fire	Pistol	Individual	GySgt	Michael	Lawson	USMC	DNQ
Men's	25m Rapid Fire	Pistol	Individual	GySgt	David	Carlson	USMC	DNQ
Men's	25m Center Fire	Pistol	Individual	SFC	Keith	Sanderson	Army	19th
Men's	25m Center Fire	Pistol	Individual	GySgt	Michael	Lawson	USMC	DNQ
Men's	25m Center Fire	Pistol	Individual	GySgt	David	Carlson	USMC	DNQ

DNQ = Did Not Qualify to Finals



# COMPLETE MEN'S PISTOL RESULTS



# SANDERSON Keith Aaron

## Shooting

---

### Results

Date	Start Time	Event	Results		
			Rank	Record	Remark
10 OCT 2015	09:00	25m Military Rapid Fire Pistol Men - Individual Qualification	27	573-22x	
09 OCT 2015	08:30	25m Military Rapid Fire Pistol Men - Individual Elimination	3	585-21x	
09 OCT 2015	08:30	25m Military Rapid Fire Pistol Men - Team Medal Match	21	1667-34x	
07 OCT 2015	09:00	25m Center Fire Pistol Men - Individual Qualification	19	580-23x	
06 OCT 2015	08:30	25m Center Fire Pistol Men - Individual Elimination	6	579-21x	
06 OCT 2015	08:30	25m Center Fire Pistol Men - Team Medal Match	20	1684-51x	
05 OCT 2015	08:30	25m Center Fire Pistol Men - Individual Elimination	5	288-10x	
05 OCT 2015	08:30	25m Center Fire Pistol Men - Team Medal Match	18	842-26x	

# CARLSON David Wayne

## Shooting

---

### Results

Date	Start Time	Event	Results		
			Rank	Record	Remark
09 OCT 2015	08:30	25m Military Rapid Fire Pistol Men - Individual Elimination	29	543-6x	
09 OCT 2015	08:30	25m Military Rapid Fire Pistol Men - Team Medal Match	21	1667-34x	
06 OCT 2015	08:30	25m Center Fire Pistol Men - Individual Elimination	26	553-17x	
06 OCT 2015	08:30	25m Center Fire Pistol Men - Team Medal Match	20	1684-51x	
05 OCT 2015	08:30	25m Center Fire Pistol Men - Individual Elimination	30	277-8x	
05 OCT 2015	08:30	25m Center Fire Pistol Men - Team Medal Match	18	842-26x	

# LAWSON Michael A

## Shooting

---

### Results

Date	Start Time	Event	Results		
			Rank	Record	Remark
09 OCT 2015	08:30	25m Military Rapid Fire Pistol Men - Individual Elimination	28	539-7x	
09 OCT 2015	08:30	25m Military Rapid Fire Pistol Men - Team Medal Match	21	1667-34x	
06 OCT 2015	08:30	25m Center Fire Pistol Men - Individual Elimination	30	552-13x	
06 OCT 2015	08:30	25m Center Fire Pistol Men - Team Medal Match	20	1684-51x	
05 OCT 2015	08:30	25m Center Fire Pistol Men - Individual Elimination	28	277-8x	
05 OCT 2015	08:30	25m Center Fire Pistol Men - Team Medal Match	18	842-26x	



CIS



# TAEKWONDO

**M 6TH MILITARY WORLD GAMES**  
MUNGYEONG, SOUTH KOREA

**TAEKWONDO**

Dates: 5-6 October 2015  
 Location: Korean Armed Forces Athletic Corps  
 Event (s): Men/Women Individual Matches

**PARTICIPATING NATIONS**

<b>USA</b>	Albania*	Algeria*	Azerbaijan	Bosnia/Herzegovina
Brazil	Bahrain*	Central African Rep.*	Canada	China
Cameroon*	Croatia	Colombia*	Dominican Republic*	Egypt**
Cyprus*	France	Gabon	Germany	India*
Iran	Italy	Jordan*	Kazakhstan	Kenya
South Korea	Saudi Arabia*	Lesotho	Morocco	Mongolia
Mali*	Pakistan*	Qatar*	Romania**	South Africa
Russia	Senegal*	Slovakia	Thailand	Tunisia*
Venezuela	Vietnam*			

\* Men Only; \*\*Female Only (All others Men and Women)



**2015 U.S. ARMED FORCES TAEKWONDO TEAM ROSTER**  
 2-11 October – CISM 6<sup>th</sup> Military World Games, Mungyeong, Republic of Korea



Rank	Last Name	First Name	Service	Wt. Class	Gender	Duty Station	Home Town
SGT	Kelly	Lamonte	Army	63kg	Male	Crystal River, FL	Jacksonville, FL
TSgt	Beach	Quinton	USAF	74kg	Male	JB Elmendorf, AK	Albany, GA
SFC	Fourquet	Edward	Army	84kg	Male	Fort Bragg, NC	Watertown, NY
CPT	Tackaberry	Jessica	Army	66kg	Female	Camp Humphreys, Korea	Missoula, MT
SSG	Sadlowski	Ashley	Army	76kg	Female	Moffett Field, CA	Oakland, CA

Rank	Last Name	First Name	Service	Title	Duty Station	Home Town
SSG	Fennell	Jonathan	Army	Head Coach	McCrary Training Center	Baxley, GA
MAJ	Koy	Punnarin	Army	Coach		
MAJ	Flautt	Warren	Army	Athletic Trainer		
Ms.	Berwager	Claudia	Army	Team Captain	Fort Indiantown Gap, PA	Lebanon, PA

**TEAM USA INDIVIDUAL PERFORMANCES**

63kg	Individual Men's	SGT	Lamonte	Kelly	Army	DNP	0-1
74kg	Individual Men's	TSgt	Quinton	Beach	USAF	7th	1-2
84kg	Individual Men's	SFC	Edward	Fourquet	Army	DNP	0-1
66kg	Individual Women's	CPT	Jessica	Meyer	Army	DNP	0-1
76kg	Individual Women's	SSG	Ashley	Sadlowski	Army	DNP	0-1



## Draw Sheet

### 대진표

Bib No.	CDM Code	Name	Quarterfinals	Semifinals	Gold Medal Final	Gold Medallist
424	TUN	<b>BRIKI Ouahid (1)</b>				
212	GER	SEZGIN Abdullatif	DIAS ALVES Guilherme PTF 10 : 7			
247	BRA	DIAS ALVES Guilherme	DIAS ALVES Guilherme PTF 17 : 6	DIAS ALVES Guilherme PTF 9 : 4		
224	KSA	ALSHAREEF Mubarak	ALSHAREEF Mubarak DSQ			
401	DOM	HERNANDEZ ENCARNACION Moises Daniel	DSQ			
231	AZE	<b>BAHRAMI Sina (5)</b>				
290	CYP	KOUTTOUKIS Chrysostomos	BAHRAMI Sina PTG 19 : 2 (2 2:00)			
390	PAK	ASHFAQ Muhammad	KOUTTOUKIS C PTF 15 : 10	BAHRAMI Sina PTF 19 : 9		
366	KEN	MUTUA Adam Kamau	ZHANG Guozhan PTG 13 : 0 (2 2:00)			
276	CHN	ZHANG Guozhan	ZHANG Guozhan DSQ			
388	MGL	<b>PUREVJAV Temuujin (4)</b>				
418	SLO	<b>PANTAR Jure (3)</b>				
436	VIE	HOANG HUYNH HOAI Nhan	PANTAR Jure PTG 19 : 7 (3 1:56)			
268	CAN	MONTAGNESE Francis Albert	HOANG HUYNH HOAI N PTF 4 : 3	PANTAR Jure GDP 1 : 0, 12 : 12 (4 1:57)		
406	RUS	NAKHUSHEV Vladislav	NAKHUSHEV Vladislav PTG 36 : 1 (2 2:00)			
202	RSA	LOMBARD Francois Ferdinand	NAKHUSHEV Vladislav PTG 22 : 1 (2 2:00)			
312	USA	KELLY JR Lamonte				
326	GAB	YACKOUNDA KOMBI Julus	YACKOUNDA KOMBI J RSC 4 : 0 (1 1:59)			
378	KUW	ALSANI Abdulrahman	ALSANI Abdulrahman PTG 15 : 3 (3 2:00)	YAGHOUBIJOUBAI A PTG 21 : 3 (2 2:00)		
242	BIH	OROZ Nikola				
296	KOR	JO Won Yong	JO Won Yong PTG 18 : 6 (3 2:00)			
356	KAZ	MUKAMANOV Almas				
337	IRI	<b>YAGHOUBIJOUBAI Abolfazl (2)</b>	YAGHOUBIJOUBAI A PTF 15 : 9			
					DIAS ALVES Guilherme PTF 13 : 9	
						YAGHOUBIJOUBAI A PTF 8 : 1
						YAGHOUBIJOUBAI A PUN 15 : 6 (3 1:58)

### REPECHAGES

### Bronze Bronze Medallists

424	TUN	BRIKI Ouahid	PANTAR Jure PTF 11 : 10
212	GER	SEZGIN Abdullatif	BRIKI Ouahid PTG 14 : 0 (2 2:00)
		ALSHAREEF Mubarak	
		YACKOUNDA KOMBI Julus	
296	KOR	JO Won Yong	JO Won Yong PTF 16 : 8
		BAHRAMI Sina	JO Won Yong PTF 16 : 15

### LEGEND

(x) Seeding number  
No. Number  
PUN Win by Punitive Declaration

DSQ Win by Disqualification  
PTG Win by Point Gap  
RCn Repechage n

GDP Win by Goldend Point  
PTF Win by Final Score  
RSC Win by Referee Stop Contest



Draw Sheet  
대진표

Bib No.	CDM Code	Name	Quarterfinals	Semifinals	Gold Medal Final	Gold Medallist
319	FRA	<b>MAIZEROI Torann (1)</b>				
396	QAT	ABDELRAHIM Mahmoud	KRIVEICHENKO Nikita PTF 7 : 4			
408	RUS	KRIVEICHENKO Nikita	KRIVEICHENKO Nikita PTF 12 : 8			
425	TUN	AISSA Khaled	AISSA Khaled			
328	GAB	ADOUNGA Guy Martial	GDP 1 : 0, 16 : 16 (4 1:55)			
379	KUW	ALMUTAIRI Sultan	ALMUTAIRI Sultan PTF 7 : 6			
339	IRI	<b>RAFIEI SHAHRBABAKI Seyed Mohammad (5)</b>				
358	KAZ	MEDELKHAN Miras	RAFIEI SHAHRBABAK. PTF 14 : 7			
226	KSA	ALMABRUK Majed	MEDELKHAN Miras PTF 17 : 11			
314	USA	BEACH Quinton She le	BEACH Quinton She le			
383	MLI	HAIDARA Bourama Kalil	BEACH Quinton She le PTG 18 : 3 (2 2:00)			
278	CHN	<b>HUANG Jiannan (4)</b>	HUANG Jiannan PTG 12 : 0 (3 1:58)			
421	THA	<b>SILA-ON Peeratthep (3)</b>				
368	KEN	LESHAO Edwin Lemiso	SILA-ON Peeratthep PTF 9 : 8			
263	CMR	MVONDO KONGO Stephane	LESHAO Edwin Lemiso PTG 29 : 15 (3 1:59)			
399	CAF	BODONOU Jean Bosco	SILA-ON Peeratthep PTF 19 : 17			
298	KOR	JEONG da Yeong	JEONG da Yeong DSQ			
203	RSA	NGWABE Mbuso	JEONG da Yeong PTG 19 : 3 (2 2:00)			
352	JOR	KHATAR Seif				
233	AZE	GULIYEV Said	GULIYEV Said PTF 14 : 11			
243	BIH	SREDOJEVIC Srdan	GULIYEV Said RSC 25 : 1 (2 1:59)			
241	BRN	ABDUSALAM Ayman Mohamed Kamal M.	GULIYEV Said PTF 8 : 5			
209	ALG	BELLEILI Ilyas	BELLEILI Ilyas PTG 14 : 2 (2 2:00)			
249	BRA	<b>PRECIOSO de MOURA Henrique (2)</b>	BELLEILI Ilyas PTF 15 : 12			

REPECHAGES

Bronze Bronze Medallists

314	USA	BEACH Quinton She le	SILA-ON Peeratthep	RAFIEI SHAHRBABAK. GDP 1 : 0, 8 : 8 (4 1:58)
352	JOR	KHATAR Seif	RAFIEI SHAHRBABAK. PTG 12 : 0 (2 2:00)	
243	BIH	SREDOJEVIC Srdan	RAFIEI SHAHRBABAKI Seyed Mohammad	
352	JOR	KHATAR Seif	BELLEILI Ilyas	
243	BIH	SREDOJEVIC Srdan	BELLEILI Ilyas PTF 12 : 10	
			KRIVEICHENKO Nikita PTG 27 : 15 (3 1:55)	
			KRIVEICHENKO Nikita	

LEGEND

(x) Seeding number  
No. Number  
RCn Repechage n

DSQ Win by Disqualification  
PTG Win by Point Gap  
RSC Win by Referee Stop Contest

GDP Win by Goldend Point  
PTF Win by Final Score  
WDR Win by Withdrawal





Draw Sheet  
대진표

Bib No.	CDM Code	Name	Quarterfinals	Semifinals	Gold Medal Final	Gold Medallist
214	GER	<b>GUELEC Tahir (1)</b>				
299	KOR	LEE Sang Je	GUELEC Tahir PTF 12 : 11			
359	KAZ	TENGIZBAYEV Azamat	LEE Sang Je PTF 16 : 6			
369	KEN	KAMAU Ibrahim		RAJABI Saeed PTF 12 : 8		
340	IRI	RAJABI Saeed	RAJABI Saeed PTG 16 : 2 (2 2:00)			
409	RUS	SHAKHBANOV Aydemir			RAJABI Saeed PTF 6 : 2	
333	IND	VIPAN Vipam	SHAKHBANOV Aydemir PTG 20 : 0 (2 2:00)			
316	USA	FOURQUET Edward Lee		de OLIVEIRA BILIA PTF 11 : 10		
250	BRA	<b>de OLIVEIRA BILIA Andre (4)</b>	de OLIVEIRA BILIA PTG 20 : 2 (2 2:00)			
347	ITA	<b>BOTTA Roberto (3)</b>				OUESLATI Oussama PTF 17 : 8
270	CAN	STEWART Matthew Eversley Khary	BOTTA Roberto PTG 20 : 7 (2 2:00)			
206	ALB	RIZAJ Arjan		BOTTA Roberto PTG 20 : 1 (2 2:00)		
391	PAK	HUSSAIN Faqeer	HUSSAIN Faqeer RSC 22 : 1 (2 1:57)			
429	VEN	MEDINA Javier			OUESLATI Oussama PTF 9 : 3	
279	CHN	PAN Long	PAN Long PTF 17 : 11			
397	QAT	ALARAIMI Ali Juma		OUESLATI Oussama PTF 11 : 2		
204	RSA	MTSHALI Achmat	ALARAIMI Ali Juma PTG 26 : 0 (2 2:00)			
426	TUN	<b>OUESLATI Oussama (2)</b>	OUESLATI Oussama PTG 20 : 8 (2 2:00)			

REPECHAGES

Bronze Bronze Medallists

369	KAMAU Ibrahim	KEN	KAMAU Ibrahim	BOTTA Roberto	GUELEC Tahir GDP 1 : 0, 3 : 3 (4 1:55)
			GUELEC Tahir	GUELEC Tahir PTG 26 : 1 (2 2:00)	
397	ALARAIMI Ali Juma	QAT	ALARAIMI Ali Juma	PAN Long PTF 12 : 2	PAN Long PTF 8 : 7
			de OLIVEIRA BILIA Andre		

LEGEND

(x) Seeding number  
PTG Win by Point Gap  
RSC Win by Referee Stop Contest

GDP Win by Goldend Point  
PTF Win by Final Score

No. Number  
RCn Repechage n



Draw Sheet  
대진표

Bib No.	CDM Code	Name	Quarterfinals	Semifinals	Gold Medal Final	Gold Medallist
287	CHN	GUO Yunfei (1)				
236	AZE	TEDEEVA Marina		GUO Yunfei PTF 12 : 11		
351	ITA	RIZZELLI Cristiana	RIZZELLI Cristiana PTF 9 : 8			
220	GER	FROMM Helena		FROMM Helena PTF 12 : 1		
317	USA	MEYER Jessica Hope			GUO Yunfei PTF 6 : 3	
385	MAR	EL MESLAHY Hakima				ELSAWALHY SMA PTF 6 : 4
258	BRA	da SILVA NUNES Debora Fernanda		EL MESLAHY Hakima PTF 6 : 2		
344	IRI	AKHLAGHI Hanieh			ELSAWALHY SMA GDP 1 : 0, 0 : 0 (4 1:56)	
311	EGY	ELSAWALHY Seham Mohamed Ahmed (2)		ELSAWALHY SMA PTF 7 : 6		

REPECHAGES

RC1		Bronze Medallists
385	EL MESLAHY Hakima MAR	
351	RIZZELLI Cristiana ITA	EL MESLAHY Hakima PTF 5 : 4
	No contestant	RIZZELLI Cristiana Bye
	No contestant	
344	AKHLAGHI Hanieh IRI	AKHLAGHI Hanieh GDP 1 : 0, 7 : 7 (4 1:56)
220	FROMM Helena GER	

LEGEND

(x) Seeding number  
PTF Win by Final Score

GDP Win by Goldend Point  
RCn Repechage n

No. Number



Draw Sheet  
대진표

Bib No.	CDM Code	Name	Semifinals	Gold Medal Final	Gold Medallist
288	CHN	ZHENG Shuyin (1)		ZHENG Shuyin PTF 4 : 2	
345	IRI	ROUHANI Fatemeh	ROUHANI Fatemeh PTF 6 : 5		
259	BRA	FARIA de SOUZA Ana Carolina			ZHENG Shuyin PTF 7 : 2
318	USA	SADLOWSKI Ashley Alexandria			
273	CAN	VOKEY Jasmine Elsie Sandra	VOKEY Jasmine Elsie Sandra PTG 17 : 5 (3 1:59)		
374	KEN	MWANGI Risper Wanjiru		GURSKAIA Anastasiia PTF 13 : 4	
416	RUS	GURSKAIA Anastasiia	GURSKAIA Anastasiia PTG 21 : 1 (2 2:00)		

REPECHAGES

		RC1	Bronze Medallists
273	VOKEY Jasmine Elsie Sandra	CAN	
374	MWANGI Risper Wanjiru	KEN	ROUHANI Fatemeh PTF 4 : 2
345	ROUHANI Fatemeh	IRI	ROUHANI Fatemeh PTG 23 : 0 (2 2:00)

LEGEND		
(x)	Seeding number	No. Number
PTF	Win by Final Score	RCn Repechage n
		PTG Win by Point Gap



CIS



# TRACK & FIELD



**6TH MILITARY WORLD GAMES**  
MUNGYEONG, SOUTH KOREA

## TRACK AND FIELD

Dates:	4-8 October 2015
Location:	Korean Armed Forces Athletic Corps
Event (s)	Track, Field and Para-Track/Field Events

### PARTICIPATING NATIONS

<b>USA (P)</b>	Algeria*	Angola*	Barbados*	Belgium*
Bosnia/Herzegovina	Brazil (P)	Belarus	Bahrain	Bulgaria
Canada	Chad*	Chile*	China	Cameroon**
Cyprus*	Denmark* (P)	Dominican Republic	Ecuador	Spain*
Estonia*	Finland*	France (P)	Georgia*	Germany (P)
Greece**	Hungary*	Indonesia	India* (P)	Iran*
Italy (P)	Jordan*	Kazakhstan*	Kenya	South Korea*
Saudi Arabia*	Kuwait*	Latvia*	Lebanon*	Lithuania*
Luxembourg*	Morocco (P)	Malawi*	Macedonia	Montenegro
Netherlands* (P)	Oman*	Pakistan* (P)	Peru (P)	Palestine*
Poland	Qatar*	Romania	Russia	Serbia*
Sri Lanka	Switzerland	Suriname*	Slovakia*	Swaziland*
Syria*	Trinidad & Tobago*	Tunisia*	Turkey*	UAE*
Uganda*	Ukraine	Uruguay	Venezuela	Zambia

\* Men Only; \*\*Female Only (All others Men and Women); (P) = Para-Athletes Included





**2015 U.S. ARMED FORCES TRACK AND FIELD TEAM ROSTER**  
**2-11 October – CISM 6<sup>th</sup> Military World Games, Mungyeong, Republic of Korea**



Rank	Last Name	First Name	Service	Event	Duty Station	Home Town
2d Lt	Blackburn	Bethany	USAF	(W) Discus/Javelin	Gainesville, Florida	Soldotna, Alaska
SPC	Bor	Emmanuel	Army	Men 1500m	Fort Bliss, Texas	
SPC	Bor	Hillary	Army	Men 3000 m Steeple	Fort Carson, Colorado	Eldoret, Kenya
SGT	Brown	Robert	Army	Para-100m, 200m	Chula Vista, CA	Oklahoma
Capt	Castle	Daniel	USAF	Men 1500m	McConnell AFB, Kansas	St Joseph, Missouri
SPC	Graphenreed	Anton	Army	Men 100m	Schofield Barracks, Hawaii	
2d Lt	Gurnell	Kassie	USAF	(W) Triple Jump	Pentagon, Virginia	Pearland, Texas
TSgt	Henry	Ricardo	USAF	Men 400m	Ramstein AB, Germany	Akron, Ohio
SPC	Jepleting	Caroline	Army	Women 800m	Landstuhl, Germany	Lubbock, Texas
1LT	Martin	Kyler	Army	Men 110m Hurdles	Vicenza AB, Italy	Vacaville, California
2d Lt	Melcher	Annette	USAF	Women 800m	Air Force Academy, Colorado	West Chicago, Illinois
2d Lt	Mosby	Morgan	USAF	Women 1500m	Air Force Academy, Colorado	Evergreen, Colorado
MSgt	Moulds	Latisha	USAF	Women 100/200m	Saint Augustine, Florida	Panama City, Florida
Maj	Payne	Benjamin	USAF	Men 5000m	Air Force Academy, Colorado	Arvada, Colorado
SrA	Porter	Dakota	USAF	Men 400m	Joint Base Langley-Eustis, VA	Chantilly, Virginia
Sgt	Sears	Ivan	USMC	Para-Wheelchair	JB San Antonio, TX	29 Palms, California
SrA	Shands	Parnelle	USAF	Men Long Jump	Dyess AFB, Texas	Dinwiddie, Virginia
2d Lt	Smith	Manuel	USAF	Men 200m	Los Angeles AFB, California	Alpharetta, Georgia
PFC	Tanui	Susan	Army	(W) 3000 m Steeple	Fort Riley, Kansas	Manhattan, Kansas
TSgt	Toddman	Danielle	USAF	(W) 400m Hurdles	Egg Harbor, New Jersey	Scotch Plains, New Jersey
PO2	Vassell	Oronde	Navy	Men Long Jump	El Centro, California	Brooklyn, New York
Capt	Ward	Katherine	USAF	Women 5000m	Air Force Academy, Colorado	Colorado Springs, Colorado
SGT	Wasil	Elizabeth	Army	Para-Wheelchair	Fort Carson, CO	Prescott Valley, Arizona
Capt	Williams	Matthew	USAF	Men 3000 m Steeple	JBSA-FSH, Texas	

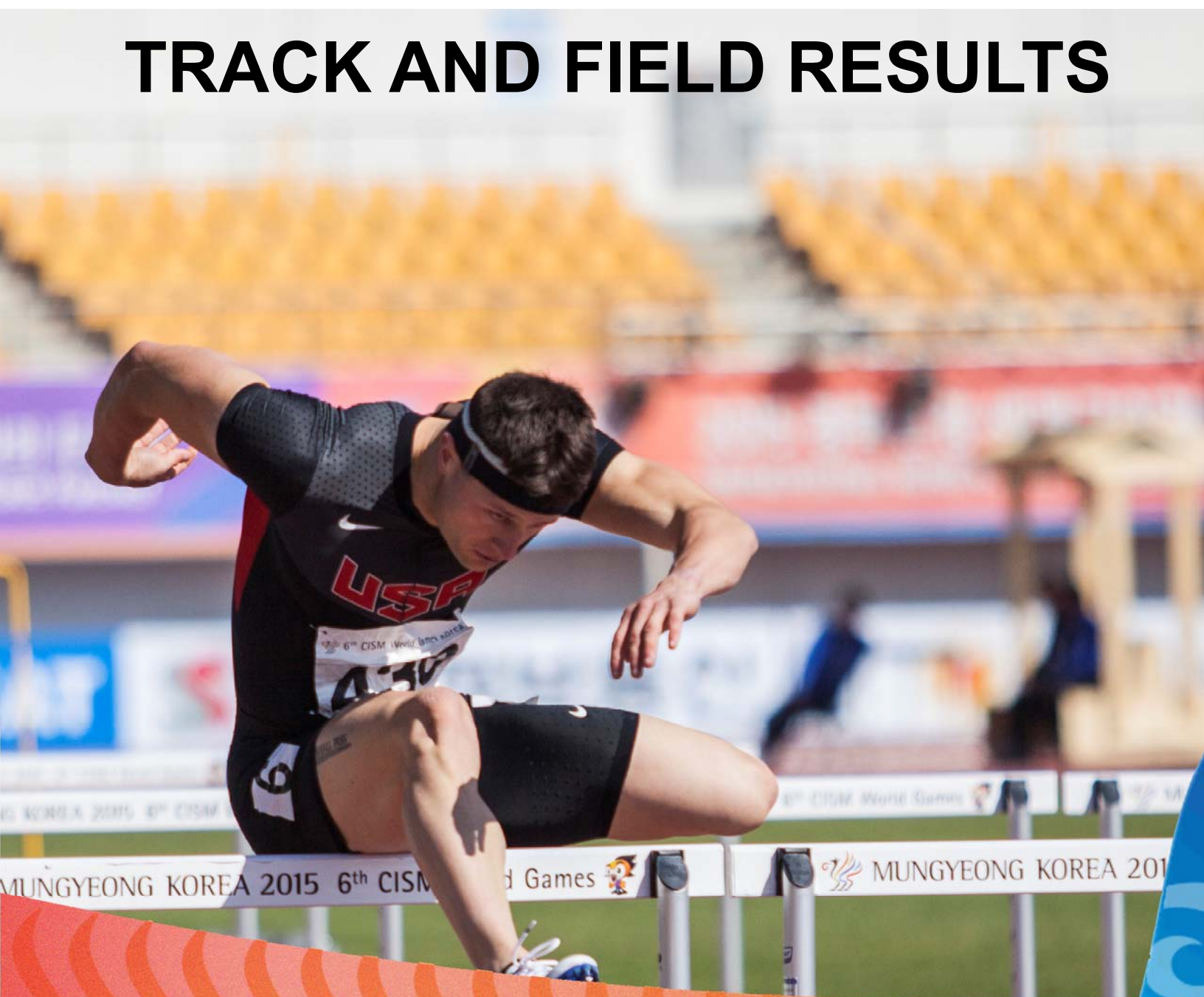
Rank	Last Name	First Name	Service	Title	Duty Station	Home Town
TSgt	Bostic	Calvin	USAF	Coach	Pentagon, Virginia	Cincinnati, Ohio
MAJ	Browne	Daniel	Army	Asst. Coach	Beaverton, Oregon	
				Asst. Coach		
CDR	Magnes	Scott	Navy	Team Physician		
Ms.	Pierce	Dawn	Navy	Team Captain	JBPBH, Hawaii	Chicago, Illinois

**TEAM USA MEDALISTS****Sgt Ivan Sears (USMC)****Gold Medals (3) 100m, 200m, 1500m Wheelchair; Bronze Seated Shot Put****SGT Robert Brown (Army)****Gold Medal 100m; Silver 200m (A Class Below Knee Impairment)****SGT Elizabeth Wasil****Gold Medal Para Shot Put (B Class, Above Knee Impairment)****TEAM USA RESULTS**

Division	Event	Class	Rank	First	Last	Service	Place
Women's	Shot Put - Para	B	SGT	Elizabeth	Wasil	Army	1st
Women's	3000m Steeplechase		PFC	Susan	Tanui	Army	6th
Men's	1500m		SPC	Emmanuel	Bor	Army	13th
Men's	3000m Steeplechase		SPC	Hillary	Bor	Army	8th
Men's	100m - Para	A	SGT	Robert	Brown	Army	1st
Men's	200m - Para	A	SGT	Robert	Brown	Army	2nd
Men's	1500m		Capt	Daniel	Castle	USAF	11th
Men's	100m		SPC	Anton	Graphenreed	Army	30th
Men's	400m		TSgt	Ricardo	Henry	USAF	32nd
Men's	110m Hurdles		1LT	Kyler	Martin	Army	10th
Men's	100m		SrA	Parnelle	Shands	USAF	40th
Men's	400m		SrA	Dakota	Porter	USAF	38th
Men's	5000m		Maj	Benjamin	Payne	USAF	7th
Men's	4x400m Relay						DQ
Men's	100m - Para	D	Sgt	Ivan	Sears	USMC	1st
Men's	200m - Para	D	Sgt	Ivan	Sears	USMC	1st
Men's	1500m - Para	D	Sgt	Ivan	Sears	USMC	1st
Men's	Shot Put - Para	D	Sgt	Ivan	Sears	USMC	3rd
Men's	Long Jump		SrA	Parnelle	Shands	USAF	14th
Men's	Long Jump		PO2	Oronde	Vassell	Navy	16th
Men's	200m		2d Lt	Manuel	Smith	USAF	33rd
Men's	200m		PO2	Oronde	Vassell	Navy	34th
Women's	100m - Para		SGT	Elizabeth	Wasil	Army	1st
Women's	200m - Para		SGT	Elizabeth	Wasil	Army	1st
Men's	3000m Steeplechase		Capt	Matthew	Williams	USAF	16th
Women's	Discus		2d Lt	Bethany	Blackburn	USAF	7th
Women's	800m		2d Lt	Annette	Melcher	USAF	8th
Women's	Triple Jump		2d Lt	Kassie	Gurnell	USAF	9th
Women's	800m		SPC	Caroline	Jepleting	Army	9th
Women's	1500m		2d Lt	Morgan	Mosby	USAF	7th
Women's	100m		MSgt	La Tisha	Moulds	USAF	14th
Women's	200m		MSgt	La Tisha	Moulds	USAF	14th
Women's	400m Hurdles		TSgt	Danielle	Todman	USAF	7th
Women's	5000m		Capt	Katherine	Ward	USAF	10th



# COMPLETE TEAM USA TRACK AND FIELD RESULTS





MUNGYEONG KOREA 2015  
6<sup>th</sup> CISM World Games

KAFAC Track & Field  
국군체육부대 육상경기장

Track & Field  
육상

100m Para  
100m 상이군인

Final  
결승



## Results

### 경기 결과

#### Men's 100m Para (Class A) - Above Knee Impairment

남자 100m 상이군인

Wind: -2.0 m/s

Rank	Bib	Name	CDM Code	Date of Birth	Lane	React. Time	Result
1	424	BROWN Robert	USA		8	0.30	12.50
2	140	ANANDAN Gunasekaran	IND		4		12.55
3	97	ATGIE Benjamin	FRA		5		14.67
4	295	ALI Noor Shad	PAK		6		14.93
5	78	MANUEL Maurice Lindegaard	DEN		3	0.31	14.97
6	77	KRAGSSKJOLD Benjamin Gudmann	DEN		7	0.46	20.67

#### Women's 100m Para (Class B) - Below Knee Impairment

여자 상이군인 100m (등급 B)

Wind: +0.1 m/s

Rank	Bib	Name	CDM Code	Date of Birth	Lane	React. Time	Result
1	174	WASIL Elizabeth Anne	USA		8	0.53	21.12

#### Men's 100m Para (Class D) - Wheelchair

남자 상이군인 100m (등급 D)

Wind: -0.7 m/s

Rank	Bib	Name	CDM Code	Date of Birth	Lane	React. Time	Result
1	433	SEARS Ivan Eric	USA		3		16.25
2	274	PASTORA Jacky	NED		6		17.93
3	277	VERMETTEN Edwin	NED		4		20.60
4	99	CARON Christophe	FRA		5		23.41



MUNGYEONG KOREA 2015  
6<sup>th</sup> CISM World Games

KAFAC Track & Field  
국군체육부대 육상경기장

Track & Field  
육상

200m Para  
200m 상이군인

Final  
결승



## Results

경기 결과

### Men's 200m Para(Class A) - Above Knee Impairment

남자 200m 상이군인(등급 A)

Wind: -0.1 m/s

Rank	Bib	Name	CDM Code	Date of Birth	Lane	React. Time	Result
1	140	ANANDAN Gunasekaran	IND		5		24.04
2	424	BROWN Robert	USA		6	0.36	25.34
3	78	MANUEL Maurice Lindegaard	DEN		7		32.12
	97	ATGIE Benjamin	FRA		8	0.29	DQ R 163.3
	77	KRAGSSKJOLD Benjamin Gudmann	DEN		4		DNS

### Women's 200m Para(Class B) - Below Knee Impairment

여자 200m 상이군인(등급 B)

Rank	Bib	Name	CDM Code	Date of Birth	Lane	React. Time	Result
1	174	WASIL Elizabeth Anne	USA		5	0.48	45.72

### Men's 1500m Para (Class D) - Wheelchair

남자 상이군인 1500m (등급 D)

Rank	Bib	Name	CDM Code	Date of Birth	Lane	React. Time	Result
1	433	SEARS Ivan Eric	USA		7		28.82
2	277	VERMETTEN Edwin	NED		6		38.50
	99	CARON Christophe	FRA		8		DQ R 163.3
	274	PASTORA Jacky	NED		5		DQ R 163.3

THU 8 OCT 2015  
14:40

### Men's 1500m Para (Class D)

남자 상이군인 1500m (등급 D)

Final  
결승

## Results - Wheelchair

경기 결과

Rank	Bib	Name	CDM Code	Date of Birth	Lane	React. Time	Result
1	433	SEARS Ivan Eric	USA		4		3:45.87
2	277	VERMETTEN Edwin	NED		3		5:24.74
3	99	CARON Christophe	FRA		5		6:31.06

NOTE  
IAAF Rule 163.3 - Leaving the lane

LEGEND  
DNS DNS DQ DQ R IAAF rule



MUNGYEONG KOREA 2015  
6<sup>th</sup> CISM World Games

KAFAC Track & Field  
국군체육부대 육상경기장

Track & Field  
육상

Shot Put Para

Final  
최종



## Results 경기 결과

### Men's Shot Put Para (Class D) - Seated Shot

남자 포환던지기 상이군인 (등급 D)

Rk	Bib	Name	CDM Code	Date of Birth	1	2	3	4	5	6	Result	Wind
1	161	VIRENDER Virender	IND		14.36	14.20	x	14.47	x	14.05	14.47	
2	24	da ROCHA ANTUNES Andre Luis	BRA		10.02	10.20	10.24	10.46	10.09	10.61	10.61	
3	433	SEARS Ivan Eric	USA		7.60	7.38	7.19	7.49	7.82	8.08	8.08	
4	114	ENGELKE Jens	GER		6.51	7.59	7.16	7.73	x	7.01	7.73	
5	274	PASTORA Jacky	NED		7.29	7.11	7.13	6.78	7.42	7.34	7.42	
6	122	NEUGEBAUER Martin	GER		7.11	6.98	6.02	6.21	6.40	6.11	7.11	
7	22	BORGES BARBOSA Marcio Luiz	BRA		4.71	4.81	x	4.98	x	x	4.98	

Starting order	1	2	3	4	5	6	7
Initial	274	433	114	122	22	24	161
Final	161	24	433	114	274	122	22

### Women's Shot Put Para (Class B) - Below Knee Impairment

여자 포환던지기 상이군인 (등급 B)

Rk	Bib	Name	CDM Code	Date of Birth	1	2	3	4	5	6	Result	Wind
1	174	WASIL Elizabeth Anne	USA		5.43	5.63	5.78	5.94	6.46	6.39	6.46	
2	82	FABIO Cerjtti	ITA		5.65	5.57	5.56	5.84	5.75	6.12	6.12	

Starting order	1	2
Initial	174	82
Final	174	82

LEGEND  
Rk Rank



MUNGYEONG KOREA 2015  
6th CISM World Games

**KAFAC Track & Field**  
국군체육부대 육상경기장

SUN 4 OCT 2015  
16:57

**Track & Field**  
육상

**Men's 100m**  
남자 100m

**Round 1 - Heat 2/6**  
1라운드 - 2조/6



## Results

경기 결과

<b>World Record</b>	<b>9.58</b>	<b>BOLT Usain</b>	JAM	Berlin (GER)	16 AUG 2009
<b>CISM World Record</b>	<b>10.07</b>	<b>OGUNODE Femi Seun</b>	QAT		1 JAN 2011

Wind: +2.8 m/s

Rank	Bib	Name	CDM Code	Date of Birth	Lane	React. Time	Result
1	324	ADELEBARI FRANCIS Samuel	QAT	27 MAR 1987	3	0.15	<b>10.42</b> Q
2	171	TAFTIAN Hassan	IRI	4 MAY 1993	4	0.19	<b>10.50</b> Q
3	320	ZIMNIEWICZ Grzegorz Piotr	POL	13 OCT 1991	5	0.17	<b>10.53</b> Q
4	427	GRAPHENREED Anton Jeremy	USA	22 APR 1989	8	0.15	<b>10.83</b>
5	136	OCTAVIANDI Farrel	IDN	4 OCT 1988	6	0.17	<b>10.84</b>
6	383	MUELLER Pascal	SUI	9 DEC 1988	2	0.13	<b>10.86</b>
7	407	KARACAOGLU Hakan	TUR	29 SEP 1982	7	0.17	<b>10.88</b>

Qualification: First 3 in each heat and next 6 fastest advance to the Semifinals

### LEGEND

**Q** Qualified by place



MUNGYEONG KOREA 2015  
6<sup>th</sup> CISM World Games

KAFAC Track & Field  
국군체육부대 육상경기장

SUN 4 OCT 2015

Track & Field  
육상

Men's 100m  
남자 100m

Round 1  
1라운드



## Results

### 경기 결과

<b>World Record</b>	<b>9.58</b>	<b>BOLT Usain</b>	JAM	Berlin (GER)	16 AUG 2009
<b>CISM World Record</b>	<b>10.07</b>	<b>OGUNODE Femi Seun</b>	QAT		1 JAN 2011

Heat 1 Start Time: 16:50 Wind: +3.5 m/s

Rank	Bib	Name	CDM Code	Date of Birth	Lane	React. Time	Result
1	255	OUHADI Aziz	MAR	24 JUL 1984	7	0.16	<b>10.49</b> Q
2	118	HERING Robert	GER	14 JUN 1990	4	0.13	<b>10.55</b> Q
3	185	CHIRCHIR Tony Kipruto	KEN	16 JUN 1985	3	0.17	<b>10.71</b> Q
4	15	BROOHAERTS Damien	BEL	13 MAR 1983	5	0.20	<b>10.76</b> q
5	458	de OLEO MENDEZ Mayovanex	DOM	26 MAY 1933	6	0.27	<b>10.80</b>
6	249	NOUREDDINE Hadid	LIB	28 JAN 1983	2	0.24	<b>11.01</b>
	258	MDOKA Pethias Barclays Gondwe	MAW	15 JUN 1970	8		<b>DNS</b>

Heat 2 Start Time: 16:57 Wind: +2.8 m/s

Rank	Bib	Name	CDM Code	Date of Birth	Lane	React. Time	Result
1	324	ADELEBARI FRANCIS Samuel	QAT	27 MAR 1987	3	0.15	<b>10.42</b> Q
2	171	TAFTIAN Hassan	IRI	4 MAY 1993	4	0.19	<b>10.50</b> Q
3	320	ZIMNIEWICZ Grzegorz Piotr	POL	13 OCT 1991	5	0.17	<b>10.53</b> Q
4	427	GRAPHENREED Anton Jeremy	USA	22 APR 1989	8	0.15	<b>10.83</b>
5	136	OCTAVIANDI Farrel	IDN	4 OCT 1988	6	0.17	<b>10.84</b>
6	383	MUELLER Pascal	SUI	9 DEC 1988	2	0.13	<b>10.86</b>
7	407	KARACAOGLU Hakan	TUR	29 SEP 1982	7	0.17	<b>10.88</b>

Heat 3 Start Time: 17:04 Wind: +1.8 m/s

Rank	Bib	Name	CDM Code	Date of Birth	Lane	React. Time	Result
1	166	GHASEMI Reza	IRI	24 JUL 1987	7	0.18	<b>10.28</b> Q
2	282	AL HARTHI Barakat	OMA	15 JUN 1988	4	0.15	<b>10.33</b> Q
3	459	del CARMEN CRUZ Stanly Jose	DOM	20 SEP 1995	8	0.15	<b>10.60</b> Q
4	27	GOMES MOREIRA Jose Carlos	BRA	28 SEP 1983	2	0.23	<b>10.77</b>
5	109	TINMAR Teddy	FRA	30 MAY 1987	5	0.18	<b>10.78</b>
6	406	KAMIS Okan	TUR	16 JUL 1985	3	0.26	<b>11.05</b>
7	434	SHANDS Parnelle Dominique	USA	24 JAN 1994	6	0.25	<b>11.12</b>

Heat 4 Start Time: 17:11 Wind: +1.3 m/s

Rank	Bib	Name	CDM Code	Date of Birth	Lane	React. Time	Result
1	48	YAQOOB Yaqoob Salem Eid	BRN	1 MAR 1996	5	0.17	<b>10.37</b> Q SB
2	223	OH Kyong Soo	KOR	23 MAR 1987	6	0.14	<b>10.51</b> Q SB
3	310	KUC Dariusz Stanislaw	POL	24 APR 1986	4	0.19	<b>10.54</b> Q
4	328	ALKUWARI Eid Abdulla	QAT	4 FEB 1993	8	0.14	<b>10.71</b> q
5	179	CERUTTI Fabio	ITA	27 MAR 1983	3	0.17	<b>10.92</b>
6	288	AL RIYAMI Samir	OMA	20 MAY 1990	2	0.13	<b>10.95</b>
7	52	NIKOLOV Venislav Tsvetelyubov	BUL	3 MAR 1988	7	0.15	<b>11.53</b>



MUNGYEONG KOREA 2015  
6<sup>th</sup> CISM World Games

KAFAC Track & Field  
국군체육부대 육상경기장

MON 5 OCT 2015

Track & Field  
육상

Men's 110m Hurdles  
남자 110m 허들

Round 1  
1라운드



## Results

경기 결과

World Record	12.80	MERRITT Aries	USA	Brussels (BEL)	7 SEP 2012
CISM World Record	13.32	OLIJARS S	LAT		1 JAN 1999

Heat 1 Start Time: 10:00 Wind: -0.1 m/s

Rank	Bib	Name	CDM Code	Date of Birth	Lane	React. Time	Result
1	356	SHUBENKOV Sergei	RUS	4 OCT 1990	8	0.21	13.71 Q
2	235	ALMUWALLAD Ahmed	KSA	16 FEB 1988	7	0.15	14.14 Q
3	16	de BORGER Dario	BEL	20 MAR 1992	3	0.19	14.24 q
4	226	WON Jong Jin	KOR	19 APR 1988	4	0.21	14.43
5	201	WILLIAM MBEVI Mutunga	KEN	12 JUL 1993	6	0.28	15.22
6	408	ALBALOOSHI Jassim	UAE	28 DEC 1986	2	0.16	15.50
	256	CHIMDZEKA Emmanuel Bingu	MAW	30 JUN 1975	5		DNS

Heat 2 Start Time: 10:10 Wind: -1.2 m/s

Rank	Bib	Name	CDM Code	Date of Birth	Lane	React. Time	Result
1	315	NOGA Artur Patryk	POL	2 MAY 1988	6	0.14	13.92 Q
2	63	CHU Pengfei	CHN	28 DEC 1993	3	0.22	14.21 Q
3	19	LYNSHA Maksim	BLR	6 APR 1985	5	0.17	14.25
4	135	MAHOLTRA Rio	IDN	17 OCT 1991	7	0.16	14.51
5	296	SAJJAD Muhammad	PAK	2 FEB 1986	8	0.20	14.69
	196	MUCHERU Bonface	KEN	2 MAY 1992	4	0.20	DNF

Heat 3 Start Time: 10:20 Wind: -0.5 m/s

Rank	Bib	Name	CDM Code	Date of Birth	Lane	React. Time	Result
1	65	JI Wei	CHN	5 FEB 1984	8	0.19	13.97 Q
2	300	BOCHENEK Dominik Tadeusz	POL	14 MAY 1987	3	0.16	14.03 Q
3	25	DO NASCIMENTO PARAIZO MEN Jonatha	BRA	14 APR 1990	7	0.20	14.16 q
4	430	MARTIN Kyler Wayne	USA	27 MAR 1991	6	0.25	14.33
5	15	BROOHAERTS Damien	BEL	13 MAR 1983	4	0.18	14.34
	258	MDOKA Pethias Barclays Gondwe	MAW	15 JUN 1970	5		DNS

Qualification: First 2 in each heat and next 2 fastest advance to the Final

<b>LEGEND</b>					
DNF	DNF	DNS	DNS	q	Qualified by time
Q	Qualified by place				



MUNGYEONG KOREA 2015  
6th CISM World Games

KAFAC Track & Field  
국군체육부대 육상경기장

WED 7 OCT 2015

Track & Field  
육상

Men's 200m  
남자 200m

Round 1  
1라운드



## Results

### 경기 결과

<b>World Record</b>	<b>19.19</b>	<b>BOLT Usain</b>	JAM	Berlin (GER)	20 AUG 2009
<b>CISM World Record</b>	<b>20.46</b>	<b>OGUNODE Femi Seun</b>	QAT		1 JAN 2011

Heat 1 Start Time: 10:05 Wind: -0.6 m/s

Rank	Bib	Name	CDM Code	Date of Birth	Lane	React. Time	Result
1	416	SMELYK Sergii	UKR	19 APR 1987	7	0.19	21.12 Q
2	48	YAQOOB Yaqoob Salem Eid	BRN	1 MAR 1996	6	0.31	21.26 Q
3	314	MASZTAK Kamil	POL	16 JUL 1984	5	0.18	21.27 Q
4	134	LUMAIN Fernando	IDN	18 OCT 1989	2	0.15	21.72 q
5	294	ALI Liaqat	PAK	6 AUG 1983	4	0.16	21.87
6	130	KASA Tibor	HUN	16 AUG 1987	3	0.19	21.89

Heat 2 Start Time: 10:12 Wind: +0.4 m/s

Rank	Bib	Name	CDM Code	Date of Birth	Lane	React. Time	Result
1	26	GOMES da SILVA JUNIOR Aldemir	BRA	8 JUN 1992	3	0.17	21.06 Q
2	461	MARTINEZ MARTINEZ Yancarlos	DOM	8 AUG 1992	2	0.15	21.18 Q
3	324	ADELEBARI FRANCIS Samuel	QAT	27 MAR 1987	5	0.17	21.61 Q
4	223	OH Kyong Soo	KOR	23 MAR 1987	6	0.15	21.79 q
5	228	ABKAR Abdullah	KSA	3 OCT 1993	8	0.18	21.81 q
6	396	HAYNES Kevin	TRI	13 JUN 1991	4	0.16	22.20
7	249	NOUREDDINE Hadid	LIB	28 JAN 1983	7	0.28	22.26

Heat 3 Start Time: 10:19 Wind: +0.7 m/s

Rank	Bib	Name	CDM Code	Date of Birth	Lane	React. Time	Result
1	411	ALZAABI Naseib	UAE	17 JUL 1988	2	0.16	21.07 Q
2	28	LINS TENORIO de BARROS Bruno	BRA	7 JAN 1987	4	0.17	21.13 Q
3	173	ZAMANI Mahdi	IRI	20 DEC 1989	3	0.17	21.43 Q
4	212	KIM Kwang Yeol	KOR	11 JUL 1989	6	0.18	21.81 q
5	436	SMITH Manuel	USA	25 JUN 1990	7	0.24	22.38
	33	ABBAS Abbas Abubakar	BRN	17 MAY 1996	5	0.21	DNF

Heat 4 Start Time: 10:26 Wind: -0.2 m/s

Rank	Bib	Name	CDM Code	Date of Birth	Lane	React. Time	Result
1	198	NYANGAU Mike Mokamba	KEN	28 AUG 1994	3	0.22	21.15 Q
2	281	AL GHAILANI Khalid	OMA	26 FEB 1995	8	0.17	21.26 Q
3	166	GHA SEMI Reza	IRI	24 JUL 1987	4	0.19	21.31 Q
4	377	BURGUNDER Joel	SUI	20 MAY 1991	5	0.20	21.53 q
5	133	HERYANTO Heryanto	IDN	10 JUN 1987	2	0.22	22.05
6	327	AL-JASSIM Ali Hassan A W	QAT	9 MAY 1993	7	0.24	22.10
7	437	VASSELL Oronde Anthony	USA	2 NOV 1987	6	0.30	22.56





MUNGYEONG KOREA 2015  
6th CISM World Games

KAFAC Track & Field  
국군체육부대 육상경기장

THU 8 OCT 2015  
13:55

Track & Field  
육상

Men's 1500m  
남자 1500m

Final  
결승



## Results

경기 결과

<b>World Record</b>	<b>3:26.00</b>	<b>EL GUERROUJ Hicham</b>	MAR	Roma (ITA)	14 JUL 1998
<b>CISM World Record</b>	<b>3:34.82</b>	<b>SULEIMAN M</b>	QAT		1 JAN 1993

Rank	Bib	Name	CDM Code	Date of Birth	Lane/Order	Result
1	254	ELKAAM Fouad	MAR	27 MAY 1988	8	<b>3:44.79</b>
2	46	SEUREI Benson Kiplagat	BRN	27 MAR 1984	7	<b>3:44.98</b>
3	340	SAID Said Aden	QAT	1 JAN 1993	9	<b>3:45.64</b> SB
4	47	TIOUALI Mohammed Ayoub	BRN	26 MAY 1991	4	<b>3:45.98</b>
5	193	KIVUVA Jackson Mumbwa	KEN	11 AUG 1989	10	<b>3:47.95</b>
6	8	HETHAT Yassine	ALG	30 AUG 1991	1	<b>3:48.46</b>
7	326	ALI Musaab Adam	QAT	17 APR 1995	12	<b>3:49.24</b>
8	307	KRAWCZYK Szymon	POL	29 DEC 1988	11	<b>3:50.19</b>
9	425	CASTLE Daniel Allen	USA	20 FEB 1987	5	<b>3:51.13</b>
10	192	KITILIT Jonathan Kiprotich	KEN	6 JUL 1995	3	<b>3:51.19</b>
11	238	ALSALHI Abdullah	KSA	27 JUL 1992	6	<b>3:53.24</b>
12	85	CAVIA DIEZ Oscar	ESP	3 MAR 1988	2	<b>3:55.83</b>

### LEGEND

SB Season Best



MUNGYEONG KOREA 2015  
6th CISM World Games

KAFAC Track & Field  
국군체육부대 육상경기장

TUE 6 OCT 2015

Track & Field  
육상

Men's 1500m  
남자 1500m

Round 1  
1라운드



## Results

경기 결과

World Record	3:26.00	EL GUERROUJ Hicham	MAR	Roma (ITA)	14 JUL 1998
CISM World Record	3:34.82	SULEIMAN M	QAT		1 JAN 1993

### Heat 1 Start Time: 12:00

Rank	Bib	Name	CDM Code	Date of Birth	Lane / Order	Result
1	254	ELKAAM Fouad	MAR	27 MAY 1988	6	3:46.64 Q
2	8	HETHAT Yassine	ALG	30 AUG 1991	9	3:47.04 Q
3	47	TIOUALI Mohammed Ayoub	BRN	26 MAY 1991	15	3:47.11 Q
4	326	ALI Musaab Adam	QAT	17 APR 1995	11	3:47.96 Q
5	238	ALSALHI Abdullah	KSA	27 JUL 1992	13	3:48.74 q
6	192	KITILIT Jonathan Kiprotich	KEN	6 JUL 1995	8	3:48.78 q
7	422	BOR Emmauel Kirwa	USA	14 APR 1988	3	3:53.53
8	225	RYU Ji San	KOR	3 SEP 1987	2	3:54.52
9	245	RAZGALIS Janis	LAT	26 MAY 1985	5	3:58.30
10	14	HUNTE Joshua Oneal	BAR	6 FEB 1996	7	3:59.86
11	132	SERES Florian	HUN	3 OCT 1993	10	4:01.45
12	486	AKBAR Davoodi	IRI		1	4:16.43
13	266	PETRIC Goran	MNE	7 MAY 1985	4	4:17.42
14	471	DANEVSKI Sasho	MKD	29 OCT 1985	12	5:12.43
	256	CHIMDZEKA Emmanuel Bingu	MAW	30 JUN 1975	14	DNS

### Heat 2 Start Time: 12:15

Rank	Bib	Name	CDM Code	Date of Birth	Lane / Order	Result
1	46	SEUREI Benson Kiplagat	BRN	27 MAR 1984	8	3:47.93 Q
2	340	SAID Said Aden	QAT	1 JAN 1993	12	3:48.67 Q =SB
3	307	KRAWCZYK Szymon	POL	29 DEC 1988	9	3:49.07 Q
4	193	KIVUVA Jackson Mumbwa	KEN	11 AUG 1989	5	3:49.92 Q
5	425	CASTLE Daniel Allen	USA	20 FEB 1987	2	3:49.96 q
6	85	CAVIA DIEZ Oscar	ESP	3 MAR 1988	14	3:50.40 q SB
7	106	MONTERO Remi	FRA	2 JAN 1991	11	3:55.22
8	446	VILLANUEVA Diego	VEN	18 JUN 1989	3	3:59.01
9	53	BOLAND Joseph	CAN	10 OCT 1978	7	4:00.86
10	420	ZAMORA Cristhian	URU	15 JAN 1991	4	4:05.99
11	221	MOON Bo Sung	KOR	1 FEB 1990	13	4:10.21
12	49	BOCHEV Stanimir Hristov	BUL	29 OCT 1988	6	4:25.30
	258	MDOKA Pethias Barclays Gondwe	MAW	15 JUN 1970	1	DNS
	467	BAHMANI Sajad	IRI	10 MAR 1988	10	DNS

Qualification: First 4 in each heat and next 4 fastest advance to the Final

<b>LEGEND</b>			
DNS	DNS	q	Qualified by time
SB	Season Best	=SB	Equal Season Best
		Q	Qualified by place



MUNGYEONG KOREA 2015  
6th CISM World Games

KAFAC Track & Field  
국군체육부대 육상경기장

MON 5 OCT 2015

Track & Field  
육상

Men's 400m  
남자 400m

Round 1  
1라운드



## Results

경기 결과

<b>World Record</b>	<b>43.18</b>	<b>JOHNSON Michael</b>	USA	Sevilla (ESP)	26 AUG 1999
<b>CISM World Record</b>	<b>45.30</b>	<b>DAVID Kirui</b>	KEN		1 JAN 2002

### Heat 1 Start Time: 12:30

Rank	Bib	Name	CDM Code	Date of Birth	Lane	React. Time	Result
1	191	KISHOYIAN Alphas Leken	KEN	1 JAN 1994	5		<b>46.75</b> Q
2	292	SALEH Ahmed	OMA	28 DEC 1988	6	0.22	<b>47.16</b> Q
3	163	YAHIYA Mohd Anas	IND	17 SEP 1994	2		<b>47.53</b> Q
4	478	HERATH MUDIYANSELAGE Dilip Ruwan	SRI	4 JUL 1991	3	0.20	<b>47.65</b> q
5	397	PRINCE Anika	TRI	31 JAN 1989	4	0.16	<b>48.90</b>
6	248	HASSAN Mansour	LIB	27 NOV 1991	7	0.20	<b>50.13</b>
	256	CHIMDZEKA Emmanuel Bingu	MAW	30 JUN 1975	8	0.19	<b>DNS</b>

### Heat 2 Start Time: 12:37

Rank	Bib	Name	CDM Code	Date of Birth	Lane	React. Time	Result
1	173	ZAMANI Mahdi	IRI	20 DEC 1989	3	0.19	<b>47.30</b> Q
2	370	KANKANAMLAGE Kasun Kalhar S.	SRI	1 NOV 1989	8	0.16	<b>47.58</b> Q
3	21	BALDUINO de SOUSA Hugo	BRA	5 MAR 1987	5	0.28	<b>47.63</b> Q
4	395	CHARLES Deverne	TRI	10 SEP 1985	4	0.26	<b>48.20</b> q
5	130	KASA Tibor	HUN	16 AUG 1987	7	0.22	<b>48.54</b> SB
6	54	DUGUAY Vincent	CAN	24 JUL 1991	6	0.19	<b>49.72</b>
7	432	PORTER Dakota Yemen	USA	30 APR 1991	2	0.17	<b>53.93</b>

### Heat 3 Start Time: 12:44

Rank	Bib	Name	CDM Code	Date of Birth	Lane	React. Time	Result
1	382	LUTZ Silvan	SUI	17 OCT 1990	4	0.18	<b>47.63</b> Q
2	305	KOZLOWSKI Kacper Adam	POL	7 DEC 1986	3	0.14	<b>47.74</b> Q
3	212	KIM Kwang Yeol	KOR	11 JUL 1989	5	0.21	<b>48.08</b> Q
4	463	MEJIA de la CRUZ Joel Francisco	DOM	18 AUG 1990	7	0.21	<b>48.52</b>
5	200	VINCENT MUMO Kiilu	KEN	3 AUG 1982	6	0.16	<b>49.19</b>
6	57	TOURIGNY PLANTE Alex	CAN	15 JAN 1995	8	0.28	<b>50.24</b>
	258	MDOKA Pethias Barclays Gondwe	MAW	15 JUN 1970	2		<b>DNS</b>

### Heat 4 Start Time: 12:51

Rank	Bib	Name	CDM Code	Date of Birth	Lane	React. Time	Result
1	405	CAN Yavuz	TUR	23 FEB 1987	6	0.22	<b>46.03</b> Q
2	306	KRAWCZUK Lukasz Krzysztof	POL	15 JUN 1989	4	0.19	<b>47.63</b> Q
3	376	ANGELELLA Daniele	SUI	12 MAR 1991	3	0.17	<b>47.75</b> Q
4	462	SORIANO CARTY Yon Manuel	DOM	2 JAN 1987	2	0.26	<b>47.88</b> q
5	239	ALYASEN Mazen	KSA	8 JUL 1996	8	0.61	<b>49.29</b>
6	444	REYES Darwin	VEN	19 MAY 1992	5	0.20	<b>49.65</b>
7	60	BUSTOS SILVA Alessio Antonio	CHI	13 NOV 1992	7	0.17	<b>51.24</b>



MUNGYEONG KOREA 2015  
6th CISM World Games

KAFAC Track & Field  
국군체육부대 육상경기장

MON 5 OCT 2015

Track & Field  
육상

Men's 400m  
남자 400m

Round 1  
1라운드



## Results

경기 결과

World Record	43.18	JOHNSON Michael	USA	Sevilla (ESP)	26 AUG 1999
CISM World Record	45.30	DAVID Kirui	KEN		1 JAN 2002

### Heat 5 Start Time: 12:58

Rank	Bib	Name	CDM Code	Date of Birth	Lane	React. Time	Result
1	152	RAJIV Arokia	IND	22 MAY 1991	2	0.26	46.35 Q
2	33	ABBAS Abbas Abubakar	BRN	17 MAY 1996	6		46.96 Q
3	167	HASHEMIAHANGARI Sajjad	IRI	22 AUG 1991	3	0.16	47.44 Q
4	338	MOHAMED Mohamed Elnour A	QAT	18 MAR 1996	5	0.26	47.70 q SB
5	280	AL BUSAIDI Othman	OMA	5 JAN 1992	4	0.22	47.72 q
6	203	EUM Su Hyun	KOR	30 APR 1990	7	0.24	49.09
7	428	HENRY Ricardo Anulfo	USA	29 JUL 1981	8	0.18	49.32

### Heat 6 Start Time: 13:05

Rank	Bib	Name	CDM Code	Date of Birth	Lane	React. Time	Result
1	241	MASRAHI Yousef	KSA	31 DEC 1987	8	0.23	46.36 Q
2	351	IVASHKO Pavel	RUS	1 JUN 1994	6	0.24	46.66 Q
3	439	BRAVO Alberth	VEN	29 AUG 1987	4	0.18	47.38 Q
4	365	VUKADINOVIC Stefan	SRB	21 APR 1993	3	0.21	48.20 q
5	244	SALEEM Hamid	KUW	23 JUL 1994	5	0.17	49.10
	23	BURMANN de OLIVEIRA Pedro Luiz	BRA	17 FEB 1992	7		DNS

Qualification: First 3 in each heat and next 6 fastest advance to the Semifinals

#### LEGEND

DNS DNS  
SB Season Best

q Qualified by time

Q Qualified by place





MUNGYEONG KOREA 2015  
6<sup>th</sup> CISM World Games

KAFAC Track & Field  
국군체육부대 육상경기장

WED 7 OCT 2015  
11:55

Track & Field  
육상

Men's 4 x 400m Relay  
남자 4 x 400m 릴레이 레이스

Round 1 - Heat 1/3  
1라운드 - 1조/3



## Results

경기 결과

<b>World Record</b>	<b>2:54.29</b>	<b>United States of America</b>	USA	Stuttgart (GER)	22 AUG 1993
<b>CISM World Record</b>	<b>3:02.78</b>	<b>Poland</b>	POL		1 JAN 1999

Rank	Bib	CDM	Lane	React. Time	Result
<b>1</b>		<b>POL - Poland</b>	6	0.19	<b>3:05.43 Q</b>
	313	MARCINISZYN Marcin Waldemar			
	305	KOZLOWSKI Kacper Adam			
	306	KRAWCZUK Lukasz Krzysztof			
	308	KRZEWINA Jakub			
<b>2</b>		<b>ALG - Algeria</b>	8	0.25	<b>3:05.64 Q</b>
	10	LAREDJ Miloud			
	4	BOUHADDA Soufiane			
	5	BOURRADA Larbi			
	9	LAHOULOU Abdelmalik			
<b>3</b>		<b>VEN - Venezuela</b>	7	0.20	<b>3:05.86 q</b>
	443	RAMIREZ Arturo			
	445	SOLARTE Victor			
	441	MELENDEZ Jose			
	442	MEZONES Freddy			
<b>4</b>		<b>IND - India</b>	4	0.25	<b>3:06.21 q</b>
	160	VIJAYAKUMARAN Sajin			
	148	KUMAR Sumit			
	163	YAHIIYA Mohd Anas			
	152	RAJIV Arokia			
<b>5</b>		<b>TRI - Trinidad &amp; Tobago</b>	2	0.27	<b>3:13.79</b>
	395	CHARLES Deverne			
	397	PRINCE Anika			
	394	BULLARD Kendis			
	396	HAYNES Kevin			
		<b>USA - United States of America</b>	5	0.29	<b>DQ R 163.3</b>
	427	GRAPHENREED Anton Jeremy			
	432	PORTER Dakota Yemen			
	430	MARTIN Kyler Wayne			
	428	HENRY Ricardo Anulfo			
		<b>KSA - Saudi Arabia</b>	3		<b>DNS</b>
	239	ALYASEN Mazen			
	232	ALDERAAN Ali			
	238	ALSALHI Abdullah			
	228	ABKAR Abdullah			

Qualification: First 2 in each heat and next 2 fastest advance to the Final

**NOTE**  
IAAF Rule 163.3 - Leaving the lane

**LEGEND**  
**DNS** DNS  
**Q** Qualified by place  
**DQ** DQ  
**R** IAAF rule  
**q** Qualified by time



MUNGYEONG KOREA 2015  
6th CISM World Games

KAFAC Track & Field  
국군체육부대 육상경기장

THU 8 OCT 2015  
15:00

Track & Field  
육상

Men's 3000m Steeplechase  
남자 3000m 장애물경기

Final  
결승



## Results

경기 결과

<b>World Record</b>	<b>7:53.63</b>	<b>SHAHEEN Saif Saaeed</b>	<b>QAT</b>	<b>Brussels (BEL)</b>	<b>3 SEP 2004</b>
<b>CISM World Record</b>	<b>8:14.13</b>	<b>MOZAZAE</b>	<b>KSA</b>		<b>1 JAN 1995</b>

Rank	Bib	Name	CDM Code	Date of Birth	Lane/Order	Result
1	401	BEN YAHIA Amor	TUN	1 JUL 1985	2	<b>8:24.68</b>
2	186	CHUKOR Patrick Kipchumba	KEN	17 FEB 1991	9	<b>8:25.54</b> SB
3	103	KOWAL Yoann	FRA	28 MAY 1987	12	<b>8:26.71</b> SB
4	36	CHEMATOT Evans Rutto	BRN	19 MAR 1996	8	<b>8:33.52</b> SB
5	42	KOECH John Kibet	BRN	23 AUG 1995	11	<b>8:35.63</b>
6	304	DEMCZYSZAK Mateusz Adam	POL	18 JAN 1986	10	<b>8:38.07</b>
7	197	NGENO Geoffrey	KEN	7 AUG 1989	7	<b>8:40.60</b> SB
8	423	BOR Hillary Kibet	USA	22 NOV 1989	5	<b>8:49.14</b> SB
9	11	TABTI Bilal	ALG	7 JUN 1993	14	<b>8:50.74</b>
10	3	BOUCHICHA Hichem	ALG	19 MAY 1989	6	<b>8:50.89</b> SB
11	147	KUMAR Naveen	IND	20 JAN 1988	1	<b>9:01.24</b>
12	61	TELLO BOLVARAN Roberto Andres	CHI	17 MAY 1992	13	<b>9:02.33</b>
13	139	PURWANTO Atjong Tio	IDN	17 OCT 1991	4	<b>9:09.45</b>
14	414	AYEKO Simon	UGA	10 MAY 1987	3	<b>9:23.28</b>
	74	ZHANG Zhongji	CHN	27 OCT 1987	15	<b>DNS</b>

**LEGEND**  
DNS Did Not Start

**SB** Season Best



MUNGYEONG KOREA 2015  
6th CISM World Games

KAFAC Track & Field  
국군체육부대 육상경기장

WED 7 OCT 2015

Track & Field  
육상

Men's 3000m Steeplechase  
남자 3000m 장애물경기

Round 1  
1라운드



## Results

경기 결과

<b>World Record</b>	<b>7:53.63</b>	<b>SHAHEEN Saif Saaeed</b>	<b>QAT</b>	<b>Brussels (BEL)</b>	<b>3 SEP 2004</b>
<b>CISM World Record</b>	<b>8:14.13</b>	<b>MOZAZAE</b>	<b>KSA</b>		<b>1 JAN 1995</b>

### Heat 1 Start Time: 15:10

Rank	Bib	Name	CDM Code	Date of Birth	Lane / Order	Result
1	186	CHUKOR Patrick Kipchumba	KEN	17 FEB 1991	3	8:37.35 Q
2	42	KOECH John Kibet	BRN	23 AUG 1995	4	8:40.96 Q
3	103	KOWAL Yoann	FRA	28 MAY 1987	2	8:41.27 Q
4	11	TABTI Bilal	ALG	7 JUN 1993	8	8:41.66 Q
5	401	BEN YAHIA Amor	TUN	1 JUL 1985	5	8:41.68 Q
6	147	KUMAR Naveen	IND	20 JAN 1988	10	8:45.12 q
7	61	TELLO BOLVARAN Roberto Andres	CHI	17 MAY 1992	1	8:53.58 q SB
8	414	AYEKO Simon	UGA	10 MAY 1987	9	9:08.43 q =SB
9	438	WILLIAMS Matthew Keeney	USA	2 MAR 1987	6	9:09.68 =SB
10	470	ABDULLATIT Aikhdor	KUW		7	12:05.02

### Heat 2 Start Time: 15:25

Rank	Bib	Name	CDM Code	Date of Birth	Lane / Order	Result
1	36	CHEMATOT Evans Rutto	BRN	19 MAR 1996	2	8:46.95 Q
2	197	NGENO Geoffrey	KEN	7 AUG 1989	7	8:47.50 Q
3	3	BOUCHICHA Hichem	ALG	19 MAY 1989	9	8:53.51 Q
4	423	BOR Hillary Kibet	USA	22 NOV 1989	10	8:53.58 Q
5	304	DEMCZYSZAK Mateusz Adam	POL	18 JAN 1986	3	8:57.89 Q
6	74	ZHANG Zhongji	CHN	27 OCT 1987	4	9:03.36 q =SB
7	139	PURWANTO Atjong Tio	IDN	17 OCT 1991	6	9:07.19 q =SB
8	129	AVAR Andras Akos	HUN	28 JUL 1976	5	10:44.83 =SB
	124	SONNENBERG Nico	GER	11 SEP 1991	1	DQ R 168.6
	209	KIM Byung Hyun	KOR	15 MAR 1989	8	DNS

Qualification: First 5 in each heat and next 5 fastest advance to the Final

**NOTE**  
IAAF Rule 168.6 - Running out of lane

**LEGEND**

<b>DNS</b>	Did Not Start	<b>DQ</b>	Disqualified	<b>q</b>	Qualified by time
<b>Q</b>	Qualified by place	<b>R</b>	IAAF rule	<b>=SB</b>	Equal Season Best
<b>=SB</b>	Equal Season Best				





MUNGYEONG KOREA 2015  
6th CISM World Games

KAFAC Track & Field  
국군체육부대 육상경기장

THU 8 OCT 2015  
15:35

Track & Field  
육상

Men's 5000m  
남자 5000m

Final  
결승



## Results

경기 결과

<b>World Record</b>	<b>12:37.35</b>	<b>BEKELE Kenenisa</b>	ETH	Hengelo (NED)	31 MAY 2004
<b>CISM World Record</b>	<b>13:06.17</b>	<b>KIPTOO Mark</b>	KEN		1 JAN 2011

Rank	Bib	Name	CDM Code	Date of Birth	Lane/Order	Result
1	45	ROP Albert Kibichii	BRN	17 JUL 1992	4	<b>13:23.70</b>
2	34	AOUAD Zouhair	BRN	7 APR 1989	12	<b>13:26.19</b> SB
3	189	KIPSANG Emmanuel Kiprono	KEN	6 APR 1991	5	<b>13:31.48</b>
4	229	ALAMRI Tariq	KSA	23 DEC 1990	7	<b>13:34.89</b> SB
5	183	ARITA Stephen Omiso	KEN	26 JUN 1988	1	<b>13:43.03</b>
6	149	LAXMANAN G	IND	5 JUN 1990	6	<b>13:45.85</b> SB
7	431	PAYNE Benjamin Ronald	USA	16 SEP 1981	14	<b>13:54.78</b> SB
8	1	ABOUD Rabah	ALG	1 JAN 1981	11	<b>14:09.83</b> SB
9	124	SONNENBERG Nico	GER	11 SEP 1991	15	<b>14:24.50</b> SB
10	111	URRUTY Pierre	FRA	17 SEP 1986	9	<b>14:26.30</b>
11	170	SAYADI Mohammadjavad	IRI	22 MAY 1981	8	<b>14:29.65</b>
12	421	ZAMORA Ernesto	URU	13 APR 1983	13	<b>14:34.76</b>
13	381	KEMPF Andreas	SUI	16 MAY 1988	3	<b>14:40.01</b>
14	182	KRASSILOV Mikhail	KAZ	5 MAR 1990	10	<b>14:58.15</b>
	234	ALJLOUD Abdullah	KSA	10 JUL 1975	2	<b>DNF</b>

### LEGEND

DNF Did Not Finish

SB Season Best



MUNGYEONG KOREA 2015  
6th CISM World Games

KAFAC Track & Field  
국군체육부대 육상경기장

TUE 6 OCT 2015

Track & Field  
육상

Men's 5000m  
남자 5000m

Round 1  
1라운드



## Results

경기 결과

World Record	12:37.35	BEKELE Kenenisa	ETH	Hengelo (NED)	31 MAY 2004
CISM World Record	13:06.17	KIPTOO Mark	KEN		1 JAN 2011

### Heat 1 Start Time: 10:00

Rank	Bib	Name	CDM Code	Date of Birth	Lane / Order	Result	
1	1	ABOUD Rabah	ALG	1 JAN 1981	16	14:19.15	Q
2	431	PAYNE Benjamin Ronald	USA	16 SEP 1981	10	14:19.54	Q
3	34	AOUAD Zouhair	BRN	7 APR 1989	7	14:19.79	Q
4	234	ALJOUUD Abdullah	KSA	10 JUL 1975	6	14:20.42	Q
5	111	URRUTY Pierre	FRA	17 SEP 1986	2	14:27.35	Q
6	421	ZAMORA Ernesto	URU	13 APR 1983	5	14:27.91	q
7	182	KRASSILOV Mikhail	KAZ	5 MAR 1990	15	14:45.01	q SB
8	83	SIMBANA Xavier Mauricio	ECU	26 DEC 1984	3	14:47.43	SB
9	275	POESIAT Thomas	NED	18 JAN 1988	8	14:56.31	SB
10	413	RASHID HASSAN AHMED ALMAR Mubark	UAE	22 JUL 1987	9	15:01.57	
11	209	KIM Byung Hyun	KOR	15 MAR 1989	14	15:08.93	
12	12	FILIFE Bastos Menezes	ANG	10 MAR 1993	1	15:19.14	
13	447	BWALYA Richard	ZAM	7 AUG 1984	12	15:30.82	
14	58	BETOUDJI Valentin	CHA	14 FEB 1991	11	15:40.58	
15	56	SETLACK Matthew Paul	CAN	7 OCT 1986	13	15:46.24	
	258	MDOKA Pethias Barclays Gondwe	MAW	15 JUN 1970	4	DNS	

### Heat 2 Start Time: 10:20

Rank	Bib	Name	CDM Code	Date of Birth	Lane / Order	Result	
1	45	ROP Albert Kibichii	BRN	17 JUL 1992	12	13:50.29	Q
2	229	ALAMRI Tariq	KSA	23 DEC 1990	7	13:53.35	Q
3	149	LAXMANAN G	IND	5 JUN 1990	6	13:54.79	Q
4	183	ARITA Stephen Omiso	KEN	26 JUN 1988	16	14:03.24	Q
5	189	KIPSANG Emmanuel Kiprono	KEN	6 APR 1991	4	14:03.92	Q
6	170	SAYADI Mohammadjavad	IRI	22 MAY 1981	11	14:32.56	q
7	381	KEMPF Andreas	SUI	16 MAY 1988	10	14:35.21	q
8	124	SONNENBERG Nico	GER	11 SEP 1991	9	14:38.90	q
9	420	ZAMORA Cristhian	URU	15 JAN 1991	3	14:45.68	SB
10	79	CACUANGO CACUANGO Luis Enrique	ECU	16 APR 1975	5	14:57.67	SB
11	410	ALWAHSHI Ali	UAE	15 MAY 1981	14	14:59.92	
12	13	NGONGUE Rafael Epesse	ANG	5 OCT 1989	15	15:03.12	
13	450	MWANSA Mpundu	ZAM	10 OCT 1982	1	15:26.86	
14	264	RANCIC Milosh	MKD	20 NOV 1992	13	16:48.29	
	256	CHIMDZEKA Emmanuel Bingu	MAW	30 JUN 1975	2	DNS	
	225	RYU Ji San	KOR	3 SEP 1987	8	DNS	

Qualification: First 5 in each heat and next 5 fastest advance to the Final

<b>LEGEND</b>			
DNS	DNS	q	Qualified by time
SB	Season Best	Q	Qualified by place



MUNGYEONG KOREA 2015  
6th CISM World Games

KAFAC Track & Field  
국군체육부대 육상경기장

MON 5 OCT 2015  
10:45

Track & Field  
육상

Men's Long Jump  
남자 멀리뛰기

Qualifying Round - Group B  
예선 선발전 - 그룹 B



**Results**  
경기 결과

<b>World Record</b>	<b>8.95</b>	<b>POWELL Mike</b>	USA	Tokyo (JPN)	30 AUG 1991
<b>CISM World Record</b>	<b>8.24</b>	<b>TARASENKO S</b>	RUS		1 JAN 1993

Rk	Bib	Name	CDM Code	Date of Birth	1	2	3	Result	Wind
1	211	KIM Jang Jun	KOR	10 MAY 1987	7.71 0.0	7.50 +1.1	7.47 +2.1	<b>7.71</b> q	0.0
2	344	TOBOC Valentin	ROU	17 MAR 1992	7.65 +0.9	x +1.5	7.62 +1.4	<b>7.65</b> q	+0.9
3	240	BINMARZOUQ Ahmed	KSA	6 SEP 1979	x +0.6	7.54 +0.8	7.26 +1.7	<b>7.54</b> q	+0.8
4	141	ARSHAD M	IND	5 JAN 1991	7.21 +1.9	x +0.8	7.35 +1.9	<b>7.35</b> q	+1.9
5	164	ARZANDEH Mohammad	IRI	30 OCT 1987	7.33 +1.2	x +1.4	7.11 +0.8	<b>7.33</b> q	+1.2
6	67	LU Tianjie	CHN	15 MAR 1996	7.24 +1.4	7.24 +0.6	7.24 +0.9	<b>7.24</b> q	+1.4
7	75	POULLOS Giorgos	CYP	5 APR 1995	6.99 +0.3	x +2.1	7.21 +0.7	<b>7.21</b> q	+0.7
8	112	GURESHIDZE Giorgi	GEO	20 APR 1991	7.21 +1.9	6.92 +1.8	6.98 +1.9	<b>7.21</b> q	+1.9
9	113	CAMARA Alyn	GER	31 MAR 1989	6.98 +0.1	x +1.6	x +2.9	<b>6.98</b>	+0.1
10	434	SHANDS Parnelle Dominique	USA	24 JAN 1994	6.52 +2.0	6.89 +1.4	6.90 +1.8	<b>6.90</b>	+1.8
11	481	DHAL Jaun	SUR		x +2.4	6.85 +0.5	6.69 -0.4	<b>6.85</b>	+0.5
	258	MDOKA Pethias Barclays Gondwe	MAW	15 JUN 1970				<b>DNS</b>	

Starting order	1	2	3	4	5	6	7	8	9	10	11	12
Initial	112	141	344	75	258	113	211	164	434	481	67	240

**LEGEND**  
DNS DNS

q Qualified by performance

Rk Rank



MUNGYEONG KOREA 2015  
6th CISM World Games

KAFAC Track & Field  
국군체육부대 육상경기장

MON 5 OCT 2015  
10:45

Track & Field  
육상

Men's Long Jump  
남자 멀리뛰기

Qualifying Round - Group A  
예선 선발전 - 그룹 A



## Results

경기 결과

<b>World Record</b>	<b>8.95</b>	<b>POWELL Mike</b>	USA	Tokyo (JPN)	30 AUG 1991
<b>CISM World Record</b>	<b>8.24</b>	<b>TARASENKO S</b>	RUS		1 JAN 1993

Rk	Bib	Name	CDM Code	Date of Birth	1	2	3	Result	Wind
1	355	SHALIN Pavel	RUS	6 MAR 1987	7.30 +1.9	7.63 +1.7	x +0.3	<b>7.63</b> q	+1.7
2	31	SILVA ALVES Higor	BRA	23 FEB 1994	x +1.3	7.27 +2.8	x +1.2	<b>7.27</b> q	+2.8
3	316	SWIDERSKI Adrian Damian	POL	27 SEP 1986	7.06 +0.8	7.13 +1.4	7.19 +2.0	<b>7.19</b> q	+2.0
4	379	GFOEHLER Benjamin	SUI	27 JAN 1994	7.16 +0.9	7.06 +1.0	x +0.8	<b>7.16</b> q	+0.9
5	187	KIMITEI Elijah Kiplagat	KEN	25 DEC 1986	7.10 +0.9	x +1.3	6.95 +1.5	<b>7.10</b>	+0.9
6	325	AL MANNAI Mohd Ahmed R A	QAT	12 SEP 1992	7.03 +2.3	6.89 +1.2	x +1.6	<b>7.03</b>	+2.3
7	437	VASELL Oronde Anthony	USA	2 NOV 1987	x +1.3	6.49 +2.0	6.23 +0.5	<b>6.49</b>	+2.0
	159	THOMAS Jithin	IND	29 JUL 1993	x +2.4	x +0.8	x +1.3	<b>NM</b>	
	73	YU Zhenwei	CHN	18 MAR 1986	x +0.8	-	-	<b>NM</b>	
	237	ALSABA Hussain	KSA	13 NOV 1979				<b>DNS</b>	
	256	CHIMDZEKA Emmanuel Bingu	MAW	30 JUN 1975				<b>DNS</b>	

Starting order	1	2	3	4	5	6	7	8	9	10	11
Initial	159	325	187	73	31	316	379	237	256	437	355

### LEGEND

DNS DNS  
Rk Rank

NM NM

q Qualified by performance



MUNGYEONG KOREA 2015  
6th CISM World Games

KAFAC Track & Field  
국군체육부대 육상경기장

TUE 6 OCT 2015

Track & Field  
육상

Women's 100m  
여자 100m

Round 1  
1라운드



## Results

경기 결과

<b>World Record</b>	<b>10.49</b>	<b>GRIFFITH Joyner Florence</b>	USA	Indianapolis, IN (USA)	16 JUL 1988
<b>CISM World Record</b>	<b>11.28</b>	<b>SILVA Ana</b>	BRA		1 JAN 2011

Heat 1 Start Time: 11:30 Wind: -1.1 m/s

Rank	Bib	Name	CDM Code	Date of Birth	Lane	React. Time	Result
1	15	OLIVEIRA SANTOS Rosangela Cristina	BRA	20 DEC 1990	6	0.11	11.47 Q
2	22	ESSA Iman	BRN	9 JUL 1997	5	0.36	11.84 Q
3	154	POVKH Olesya	UKR	18 OCT 1987	2	0.14	11.86 Q
4	115	WEDLER Weronika	POL	17 JUL 1989	7	0.16	11.87 q
5	52	XIE Zeru	CHN	18 APR 1996	3	0.16	12.24
6	138	NAWANAGE Chamali Dilrukshi	SRI	15 SEP 1979	1	0.12	12.28
7	181	MANZUETA de la CRUZ Margarita	DOM	17 NOV 1989	8	0.20	12.55
	79	FERRA Andrianna	GRE	11 FEB 1988	4		DQ R 162.7

Heat 2 Start Time: 11:37 Wind: -0.3 m/s

Rank	Bib	Name	CDM Code	Date of Birth	Lane	React. Time	Result
1	153	POHREBNIAK Natalia	UKR	19 FEB 1988	6	0.18	11.61 Q
2	112	POPOWICZ DRAPALA Marika Julianna	POL	28 APR 1988	5	0.16	11.66 Q
3	12	KRASUCKI DAVIDE Franciela Das G.	BRA	26 APR 1988	1	0.17	11.76 Q
4	54	YANG Hongguang	CHN	2 NOV 1991	7	0.21	11.90 q
5	81	WAHYUNI Fitria Indah	IDN	27 MAR 1993	3	0.17	12.16
6	89	MUKOSWA Sabina Auma	KEN	29 AUG 1986	8	0.18	12.41
7	168	MOULDS La Tisha Ronelle	USA	8 AUG 1977	2	0.17	12.73
8	6	TALAY Alina	BLR	14 MAY 1989	4	0.18	12.75

Qualification: First 3 in each heat and next 2 fastest advance to the Final

**NOTE**  
IAAF Rule 162.7 - False start

**LEGEND**  
DQ DQ  
R IAAF rule  
q Qualified by time  
Q Qualified by place



MUNGYEONG KOREA 2015  
6th CISM World Games

KAFAC Track & Field  
국군체육부대 육상경기장

WED 7 OCT 2015

Track & Field  
육상

Women's 200m  
여자 200m

Round 1  
1라운드



## Results

경기 결과

<b>World Record</b>	<b>21.34</b>	<b>GRIFFITH Joyner Florence</b>	USA	Seoul (KOR)	29 SEP 1988
<b>CISM World Record</b>	<b>23.01</b>	<b>SILVA Ana</b>	BRA		1 JAN 2011

**Heat 1** Start Time: 10:50 Wind: -1.6 m/s

Rank	Bib	Name	CDM Code	Date of Birth	Lane	React. Time	Result
1	18	SILVA ROSA Vitoria Cristina	BRA	12 JAN 1996	3	0.18	<b>24.06</b> Q
2	131	RYZHOVA Kseniia	RUS	19 APR 1987	4	0.18	<b>24.16</b> Q
3	107	JESCHKE Marta Rozalia	POL	2 JUN 1986	5	0.21	<b>24.20</b>
4	147	BRYZGINA Yelyzaveta	UKR	28 NOV 1989	6	0.25	<b>24.42</b>
	55	YAO Xuejing	CHN	3 JUL 1996	7	0.23	<b>DQ</b> R 163.3

**Heat 2** Start Time: 10:57 Wind: -1.0 m/s

Rank	Bib	Name	CDM Code	Date of Birth	Lane	React. Time	Result
1	153	POHREBNIAK Natalia	UKR	19 FEB 1988	3	0.14	<b>23.90</b> Q
2	123	KOTLIAROVA Nadezhda	RUS	12 JUN 1989	8	0.18	<b>24.09</b> Q
3	15	OLIVEIRA SANTOS Rosangela Cristina	BRA	20 DEC 1990	4	0.17	<b>24.09</b> q
4	51	WANG Xuan	CHN	16 JUL 1997	5	0.18	<b>24.30</b>
5	89	MUKOSWA Sabina Auma	KEN	29 AUG 1986	7	0.37	<b>25.37</b>
6	168	MOULDS La Tisha Ronelle	USA	8 AUG 1977	6	0.30	<b>26.32</b>
7	100	MARSENIC Jelena	MNE	29 JAN 1989	2	0.34	<b>32.91</b>

**Heat 3** Start Time: 11:04 Wind: -0.9 m/s

Rank	Bib	Name	CDM Code	Date of Birth	Lane	React. Time	Result
1	109	KIELBASINSKA Anna Katarzyna	POL	26 JUN 1990	4	0.20	<b>23.50</b> Q
2	31	ODIONG Edidiong Ofonime	BRN	13 MAR 1997	3	0.25	<b>23.56</b> Q
3	79	FERRA Andrianna	GRE	11 FEB 1988	7	0.27	<b>24.14</b> q
4	181	MANZUETA de la CRUZ Margarita	DOM	17 NOV 1989	8	0.20	<b>25.48</b>
5	92	SANG Rose Cherono	KEN	24 FEB 1981	6	0.78	<b>26.38</b>
	178	HAANTEBE Alexina	ZAM	1 JAN 1986	5	0.19	<b>DQ</b> R 163.3

Qualification: First 2 in each heat and next 2 fastest advance to the Final

**NOTE**  
IAAF Rule 163.3 - Leaving the lane

**LEGEND**  
DQ DQ  
R IAAF rule  
q Qualified by time  
Q Qualified by place



MUNGYEONG KOREA 2015  
6th CISM World Games

KAFAC Track & Field  
국군체육부대 육상경기장

TUE 6 OCT 2015  
15:00

Track & Field  
육상

Women's 400m Hurdles  
여자 400m 허들

Final  
결승



## Results

경기 결과

<b>World Record</b>	<b>52.34</b>	<b>PECHONKINA Yuliya</b>	RUS	Tula (RUS)	8 AUG 2003
<b>CISM World Record</b>	<b>55.30</b>	<b>STAMBOLOVA Vanya Emilova</b>	BUL		1 JAN 2009

Rank	Bib	Name	CDM Code	Date of Birth	Lane	React. Time	Result
1	20	ADEKOYA Oluwakemi Mujidat	BRN	16 JAN 1993	4	0.20	<b>55.30</b> =CR
2	156	RZYHYKOVA Anna	UKR	24 NOV 1989	5	0.32	<b>55.74</b>
3	36	STAMBOLOVA Vanya Emilova	BUL	28 NOV 1983	3	0.32	<b>57.45</b>
4	26	JAMAL Aminat Oluwaseun Yusuf	BRN	27 JUN 1997	8	0.25	<b>58.20</b>
5	158	TITIMETS Anna	UKR	5 MAR 1989	6	0.67	<b>59.29</b>
6	16	SALES de LIMA Jailma	BRA	31 DEC 1986	7	0.45	<b>1:00.18</b>
7	172	TODMAN Danielle	USA	16 NOV 1984	2	0.67	<b>1:09.55</b>

### LEGEND

=CR Equal CISM World Record



MUNGYEONG KOREA 2015  
6th CISM World Games

KAFAC Track & Field  
국군체육부대 육상경기장

MON 5 OCT 2015  
17:00

Track & Field  
육상

Women's 800m  
여자 800m

Final  
결승



## Results

경기 결과

<b>World Record</b>	<b>1:53.28</b>	<b>KRATOCHVILOVA Jarmila</b>	TCH	Munich (GER)	26 JUL 1983
<b>CISM World Record</b>	<b>2:00.84</b>	<b>DUHNOVA Natalia</b>	BLR		1 JAN 1999

Rank	Bib	Name	CDM Code	Date of Birth	Lane/Order	Result
1	149	LUPU Nataliia	UKR	4 NOV 1987	3	<b>1:59.99</b> CR
2	1	ARZAMASOVA Marina	BLR	17 DEC 1987	7	<b>2:00.57</b>
3	106	CICHOCKA Angelika Ludwika	POL	15 MAR 1988	5	<b>2:00.72</b>
4	117	PIERDEVARA Florina	ROU	23 SEP 1990	6	<b>2:00.91</b>
5	84	BUSIENEI Selah Jepleting	KEN	27 DEC 1991	4	<b>2:03.01</b>
6	116	NUNU Mihaela Roxana	ROU	10 MAY 1989	8	<b>2:03.23</b>
7	34	YOTA Marta Hirpato	BRN	12 MAY 1997	1	<b>2:07.52</b>
8	164	EICHENBERGER Annette Rianna	USA	18 APR 1992	2	<b>2:07.61</b>

**LEGEND**  
CR CISM World Record





MUNGYEONG KOREA 2015  
6th CISM World Games

KAFAC Track & Field  
국군체육부대 육상경기장

SUN 4 OCT 2015

Track & Field  
육상

Women's 800m  
여자 800m

Round 1  
1라운드



## Results

경기 결과

<b>World Record</b>	1:53.28	<b>KRATOCHVILOVA Jarmila</b>	TCH	Munich (GER)	26 JUL 1983
<b>CISM World Record</b>	2:00.84	<b>DUHNOVA Natalia</b>	BLR		1 JAN 1999

### Heat 1 Start Time: 16:25

Rank	Bib	Name	CDM Code	Date of Birth	Lane / Order	Result
1	149	LUPU Nataliia	UKR	4 NOV 1987	8	2:09.38 Q
2	117	PIERDEVARA Florina	ROU	23 SEP 1990	6	2:09.43 Q
3	34	YOTA Marta Hirpato	BRN	12 MAY 1997	2	2:10.46 Q
4	166	JEPLETING Caroline	USA	1 JUL 1986	5	2:10.67
5	133	ARTIGALA ABERATHNA Gayanthika T.	SRI	23 DEC 1986	4	2:15.01
	36	STAMBOLOVA Vanya Emilova	BUL	28 NOV 1983	3	DNF
	70	KREBS Denise	GER	27 JUN 1987	7	DNF

### Heat 2 Start Time: 16:32

Rank	Bib	Name	CDM Code	Date of Birth	Lane / Order	Result
1	1	ARZAMASOVA Marina	BLR	17 DEC 1987	7	2:06.11 Q
2	106	CICHOCKA Angelika Ludwika	POL	15 MAR 1988	4	2:06.32 Q
3	116	NUNU Mihaela Roxana	ROU	10 MAY 1989	3	2:06.40 Q
4	84	BUSIENEI Selah Jepleting	KEN	27 DEC 1991	8	2:06.47 q
5	164	EICHENBERGER Annette Rianna	USA	18 APR 1992	6	2:08.10 q
6	140	WALIWARSHA KONDA LIYANA A Nimali	SRI	19 SEP 1989	2	2:10.75
7	186	DIMITROVA Blagica	MKD	14 DEC 1998	5	2:48.25

Qualification: First 3 in each heat and next 2 fastest advance to the Final

LEGEND  
DNF DNF

q Qualified by time

Q Qualified by place



MUNGYEONG KOREA 2015  
6th CISM World Games

KAFAC Track & Field  
국군체육부대 육상경기장

WED 7 OCT 2015  
17:40

Track & Field  
육상

Women's 1500m  
여자 1500m

Round 1 - Heat 2/2  
1라운드 - 2조/2



## Results

경기 결과

<b>World Record</b>	<b>3:50.07</b>	<b>DIBABA Genzebe</b>	ETH	Monaco (MON)	17 JUL 2015
<b>CISM World Record</b>	<b>4:07.34</b>	<b>JAVORNIK Helena</b>	SLO		1 JAN 1999

Rank	Bib	Name	CDM Code	Date of Birth	Lane/Order	Result	
1	84	BUSIENEI Selah Jepleting	KEN	27 DEC 1991	8	4:22.08	Q
2	95	ARAFI Rababe	MAR	12 JAN 1991	7	4:22.53	Q
3	149	LUPU Nataliia	UKR	4 NOV 1987	4	4:23.23	Q
4	117	PIERDEVARA Florina	ROU	23 SEP 1990	6	4:23.51	Q
5	167	MOSBY Morgan Diane	USA	20 AUG 1991	10	4:25.11	q
6	11	GOMES dos SANTOS Juliana Paula	BRA	12 JUL 1983	5	4:25.65	q
7	75	SUJEW Elina	GER	2 NOV 1990	3	4:26.71	q
8	105	PALACIOS ZAMBRANO Hetaira Lourdes	PER	19 OCT 1996	1	4:47.15	SB
9	161	CARDOZO Katherin	URU	14 DEC 1992	2	4:56.05	
	1	ARZAMASOVA Marina	BLR	17 DEC 1987	9	DNF	

Qualification: First 4 in each heat and next 4 fastest advance to the Final

### LEGEND

**DNF** Did Not Finish  
**SB** Season Best

**q** Qualified by time

**Q** Qualified by place



MUNGYEONG KOREA 2015  
6th CISM World Games

KAFAC Track & Field  
국군체육부대 육상경기장

THU 8 OCT 2015  
14:05

Track & Field  
육상

Women's 1500m  
여자 1500m

Final  
결승



## Results

경기 결과

<b>World Record</b>	<b>3:50.07</b>	<b>DIBABA Genzebe</b>	ETH	Monaco (MON)	17 JUL 2015
<b>CISM World Record</b>	<b>4:07.34</b>	<b>JAVORNIK Helena</b>	SLO		1 JAN 1999

Rank	Bib	Name	CDM Code	Date of Birth	Lane/Order	Result
1	84	BUSIENEI Selah Jepleting	KEN	27 DEC 1991	12	<b>4:07.58</b>
2	83	MAGNANI Margherita	ITA	26 FEB 1987	9	<b>4:11.51</b>
3	117	PIERDEVARA Florina	ROU	23 SEP 1990	8	<b>4:14.94</b>
4	157	SHATALOVA Mariia	UKR	1 MAR 1989	5	<b>4:15.21</b>
5	95	ARAFI Rababe	MAR	12 JAN 1991	11	<b>4:21.17</b>
6	11	GOMES dos SANTOS Juliana Paula	BRA	12 JUL 1983	6	<b>4:21.22</b>
7	167	MOSBY Morgan Diane	USA	20 AUG 1991	2	<b>4:22.40</b> SB
8	75	SUJEV Elina	GER	2 NOV 1990	3	<b>4:23.06</b>
9	86	JESANG Agness	KEN	1 APR 1986	7	<b>4:23.10</b>
10	70	KREBS Denise	GER	27 JUN 1987	1	<b>4:39.15</b>
	149	LUPU Nataliia	UKR	4 NOV 1987	4	<b>DNF</b>
	106	CICHOCKA Angelika Ludwika	POL	15 MAR 1988	10	<b>DNS</b>

### LEGEND

**DNF** Did Not Finish

**DNS** Did Not Start

**SB** Season Best



MUNGYEONG KOREA 2015  
6<sup>th</sup> CISM World Games

KAFAC Track & Field  
국군체육부대 육상경기장

SUN 4 OCT 2015  
17:50

Track & Field  
육상

Women's 3000m Steeplechase  
여자 3000m 장애물경기

Final  
결승



**Results**  
경기 결과

<b>World Record</b>	<b>8:58.81</b>	<b>GALKINA-SAMITOVA</b> Gulnara	RUS	Beijing (CHN)	17 AUG 2008
<b>CISM World Record</b>	<b>9:36.92</b>	<b>NJOROGE</b> Mercy	KEN		1 JAN 2011

Rank	Bib	Name	CDM Code	Date of Birth	Lane/Order	Result
1	28	JEBET Ruth	BRN	17 NOV 1996	1	<b>9:30.24</b> CR
2	86	JESANG Agness	KEN	1 APR 1986	7	<b>9:40.69</b> SB
3	29	MEKONEN Tigest Getent	BRN	7 JUL 1997	6	<b>9:41.46</b>
4	157	SHATALOVA Mariia	UKR	1 MAR 1989	8	<b>9:51.26</b>
5	87	KIBOR Marion Jepkonga	KEN	27 SEP 1994	3	<b>9:51.66</b>
6	171	TANUI Susan	USA	28 MAR 1987	5	<b>10:42.69</b>
7	161	CARDOZO Katherin	URU	14 DEC 1992	2	<b>11:56.15</b>
	63	VELASQUEZ CAIZA Katherine Lorena	ECU	6 DEC 1990	4	<b>DNF</b>

<b>LEGEND</b>				
CR	CISM World Record	DNF	DNF	SB Season Best



MUNGYEONG KOREA 2015  
6th CISM World Games

KAFAC Track & Field  
국군체육부대 육상경기장

MON 5 OCT 2015  
17:15

Track & Field  
육상

Women's 5000m  
여자 5000m

Final  
결승



## Results

경기 결과

<b>World Record</b>	<b>14:11.15</b>	<b>DIBABA Tirunesh</b>	ETH	Oslo (NOR)	6 JUN 2008
<b>CISM World Record</b>	<b>15:10.69</b>	<b>M Botezan</b>	ROM		1 JAN 2003

Rank	Bib	Name	CDM Code	Date of Birth	Lane/Order	Result
1	188	KORIKWIANG Pauline Chemning	KEN	1 MAR 1988	11	<b>15:23.85</b>
2	3	MAZURONAK Volha	BLR	14 APR 1989	8	<b>15:35.21</b>
3	72	MOCKENHAUPT Sabrina	GER	6 DEC 1980	4	<b>15:35.75</b>
4	23	GEBREGEIORGES Mimi Belete	BRN	9 JUN 1988	9	<b>15:48.94</b>
5	21	EBO Shuba Aman	BRN	9 MAY 1997	6	<b>15:56.71</b>
6	111	NAPIERAJ Dominika Aleksandra	POL	12 DEC 1991	10	<b>16:00.07</b>
7	87	KIBOR Marion Jepkonga	KEN	27 SEP 1994	1	<b>16:04.69</b>
8	11	GOMES dos SANTOS Juliana Paula	BRA	12 JUL 1983	7	<b>16:08.95</b>
9	68	MEZEGRHANE Samira	FRA	29 DEC 1979	2	<b>16:10.69</b>
10	173	WARD Katherine Aileen	USA	22 JUL 1989	12	<b>17:09.34</b>
11	41	MINK Georgette	CAN	16 JUL 1976	5	<b>18:51.19</b>
	96	ELOUALI ALAMI Salima	MAR	29 DEC 1983	3	<b>DNF</b>

LEGEND  
DNF DNF



MUNGYEONG KOREA 2015  
6<sup>th</sup> CISM World Games

KAFAC Track & Field  
국군체육부대 육상경기장

WED 7 OCT 2015  
16:30

Track & Field  
육상

Women's Discus Throw  
여자 원반던지기

Final  
결승



Results  
경기 결과

World Record 76.80 REINSCH Gabriele GDR Neubrandenburg (GDR) 9 JUL 1988

Rk	Bib	Name	CDM Code	Date of Birth	1	2	3	4	5	6	Result
1	43	FENG Bin	CHN	3 APR 1994	59.01	60.25	60.30	60.68	62.07	60.59	62.07
2	14	OLIVEIRA de MORAIS Andressa	BRA	21 DEC 1990	56.23	59.07	57.41	x	x	x	59.07
3	126	MALTSEVA Yulia	RUS	30 NOV 1990	55.69	57.52	x	x	57.16	53.45	57.52
4	45	GU Siyu	CHN	11 FEB 1993	56.42	56.06	x	54.09	53.09	x	56.42
5	78	ANAGNOSTOPOULOU Chrysoula	GRE	27 AUG 1991	52.15	54.56	55.09	54.05	54.07	53.86	55.09
6	27	JASIM Noora Salem	BRN	27 NOV 1996	40.68	x	45.17	45.45	47.62	49.87	49.87 SB
7	162	BLACKBURN Bethany Paige	USA	5 MAR 1990	49.39	x	x	x	x	x	49.39
8	60	DONGMO MEKEMNANG Auriol Sally	CMR	3 AUG 1990	x	x	44.50	45.20	45.00	46.44	46.44 SB
9	185	CHEROTICH Carolyne	KEN	18 JUL 1987	42.79	41.15	x				42.79

Starting order	1	2	3	4	5	6	7	8	9
Initial	126	78	60	27	45	162	14	43	185
Final	43	14	126	45	78	162	27	60	

LEGEND

Rk Rank

SB Season Best



MUNGYEONG KOREA 2015  
6th CISM World Games

KAFAC Track & Field  
국군체육부대 육상경기장

TUE 6 OCT 2015  
14:05

Track & Field  
육상

Women's Triple Jump  
여자 세단뛰기

Final  
결승



## Results

경기 결과

<b>World Record</b>	<b>15.50</b>	<b>KRAVETS Inessa</b>	UKR	Gothenburg (SWE)	10 AUG 1995
<b>CISM World Record</b>	<b>14.19</b>	<b>LA MANTIA Simona</b>	ITA		1 JAN 2011

Rk	Bib	Name	CDM Code	Date of Birth	1	2	3	4	5	6	Result	Wind
1	122	KONEVA Ekaterina	RUS	25 SEP 1988	14.26 +2.1	x +0.6	14.28 +1.0	x +0.9	x +0.5	x -0.8	<b>14.28</b>	CR +1.0
2	177	ROJAS Yulimar	VEN	21 OCT 1995	x +0.1	x +2.4	13.82 +1.9	x +1.7	x +1.6	x -2.6	<b>13.82</b>	+1.9
3	184	JOSE TIMA Ana Jucia	DOM	10 OCT 1989	13.38 +2.6	13.62 +0.5	13.80 +1.5	13.71 +1.4	x +3.1	13.57 +0.8	<b>13.80</b>	+1.5
4	7	VIATKINA Natallia	BLR	10 FEB 1987	13.42 +1.1	x +1.0	13.14 +0.9	13.39 +1.8	13.25 +0.9	13.37 -1.0	<b>13.42</b>	+1.1
5	2	DZIATSUK Kseniya	BLR	23 APR 1986	13.02 +0.5	13.31 +1.4	x +1.4	13.19 +1.8	13.14 +1.1	13.01 -0.7	<b>13.31</b>	+1.4
6	35	DACHEVA Petya Nacehva	BUL	10 MAR 1985	12.97 +0.4	x +1.0	x +1.1	13.27 0.0	x +0.7	x +0.7	<b>13.27</b>	SB 0.0
7	47	LI Jingyu	CHN	4 JUN 1995	13.06 +1.7	13.17 -0.3	12.97 0.0	x +1.4	x +0.5	12.68 -1.0	<b>13.17</b>	-0.3
8	32	OTOARUOH Emiata Mary	BRN	18 FEB 1994	12.37 +2.6	x +2.7	12.68 +2.7	13.17 +1.2	x +0.8	12.93 +1.4	<b>13.17</b>	+1.2
9	165	GURNELL Kassie Marque	USA	12 MAR 1992	x +0.4	x +0.8	12.17 +2.0				<b>12.17</b>	+2.0
	8	da SILVA COSTA Keila	BRA	6 FEB 1983							<b>DNS</b>	

Starting order	1	2	3	4	5	6	7	8	9	10
Initial	7	184	32	165	122	177	2	8	35	47
Final	122	177	184	7	2	47	35	32		

### LEGEND

**CR** CISM World Record  
**SB** Season Best

**DNS** DNS

**Rk** Rank







# TRIATHLON



# 16TH MILITARY WORLD GAMES

MUNGYEONG, SOUTH KOREA

## TRIATHLON

Dates: 10 October 2015  
 Location: Korean Armed Forces Athletic Corps  
 Event (s): Track, Field and Para-Track/Field Events

### PARTICIPATING NATIONS

<b>USA</b>	Belgium*	Brazil	Bahrain	Canada
Chile*	China	Colombia*	Ecuador*	Spain
Finland*	France	Germany	Hungary*	India*
Italy*	South Korea*	Luxembourg*	Netherlands	Poland**
Qatar*	South Africa	Russia	Switzerland*	Slovakia*
Sweden	Turkmenistan	Uruguay*		

\* Men Only; \*\*Female Only (All others Men and Women)

### FINAL RANKING

#### WOMEN'S ELITE TEAM RACE

1st Place	Russia
2nd Place	China
3rd Place	Poland
<b>5th Place</b>	<b>USA</b>

#### MIXED ELITE TEAM RACE

1st Place	Brazil
2nd Place	China
3rd Place	France
<b>6th Place</b>	<b>USA</b>

#### MEN'S ELITE TEAM RACE

1st Place	South Korea
2nd Place	Brazil
3rd Place	Belgium
<b>7th Place</b>	<b>USA</b>

#### MIXED SENIOR TEAM RACE

1st Place	Sweden
2nd Place	Russia
<b>3rd Place</b>	<b>USA</b>

### INDIVIDUAL MEDALISTS

Lt Col Jonathan Mason (USAF) - Bronze Medal Senior Men's  
 Maj Judith Coyle (USAF) - Bronze Medal Senior Women's



**2015 U.S. ARMED FORCES TRIATHLON TEAM ROSTER**  
**2-11 October – CISM 6<sup>th</sup> Military World Games, Mungyeong, Republic of Korea**



Rank	Last Name	First Name	Service	Event	Duty Station	Home Town
Col	Armes	Stephen	USMC	Senior	NAB Coronado, CA	Jacksonville, NC
2d Lt	Bohachek	Cody	USAF	Elite	Fort Wayne IAP, IN	Dayton, OH
CAPT	Boyer	Leslie	Navy	Senior	Washington, DC	Marion, IL
ENS	Frease	Davis	Navy	Elite	Bethesda, MA	Evergreen, CO
LT	Hooker	Kyle	Navy	Elite	NAS Whidbey Island, WA	Burke, VA
1LT	LeHardy	Gene	Army	Elite	Fort Eustis, VA	Roanoke, VA
Lt Col	Mason	Jonathan	USAF	Senior	Fort Bragg, NC	Fort Collins, CO
ENS	Petty	Clayton	Navy	Elite	United States Naval Academy	Mendham, NJ
CPT	Sterghos	Nicholas	Army	Elite	Fort Sill, OK	Cornelia, GA
2LT	Clay	Jessica	Army	Elite	Camp Casey	South Elgin, IL
Maj	Coyle	Judith	USAF	Senior	Joint Base Lewis McChord, WA	Snoqualmie, WA
2LT	Emge	Justine	Army	Elite	Fort Rucker, AL	Nixa, MO
LTJG	Hafey	Jessica	Navy	Elite	Naval Base San Diego, CA	Palmetto, FL
ENS	Hippe	Erica	Navy	Elite	United States Naval Academy	Grand Rapids, MI
Capt	Mitchell	Stephanie	USAF	Elite	Fort Meade, MD	Colorado Springs, CO
1LT	Ressler	Alexis	Army	Elite	Brockton, MA	Burlington, VT
Maj	Turner	Jamie	USAF	Senior	Joint Base Charleston, SC	Memphis, TN

Rank	Last Name	First Name	Service	Title	Duty Station	Home Town
Mr.	Felty	James	Navy	Coach	NSA Kitsap, WA	
COL	Kane	Shawn	Army	Team Physician	Fort Bragg, NC	
Lt Col	Cocanour	Spencer	USAF	Team Captain	Hurlburt Field, FL	Mansfield, OH



**TEAM USA RESULTS**

Men's	Senior	Individual	Col	Stephen	Armes	USMC	11th	
Men's	Elite	Individual	2d Lt	Cody	Bohachek	USAF	36th	
Men's	Senior	Individual	CAPT	Leslie	Boyer	Navy	8th	
Men's	Elite	Individual	ENS	Davis	Frease	Navy	54th	
Men's	Elite	Individual	LT	Kyle	Hooker	Navy	31st	
Men's	Elite	Individual	1LT	Gene	LeHardy	Army	32nd	
Men's	Senior	Individual	Lt Col	Jonathan	Mason	USAF	3rd	Bronze
Men's	Elite	Individual	ENS	Clayton	Petty	Navy	42nd	
Men's	Elite	Individual	CPT	Nicholas	Sterghos	Army	33rd	
Women's	Elite	Individual	2LT	Jessica	Clay	Army	27th	
Women's	Senior	Individual	Maj	Judith	Coyle	USAF	3rd	Bronze
Women's	Elite	Individual	2LT	Justine	Emge	Army	29th	
Women's	Elite	Individual	LTJG	Jessica	Hafey	Navy	28th	
Women's	Elite	Individual	ENS	Erica	Hippe	Navy	38th	
Women's	Elite	Individual	Capt	Stephanie	Mitchell	USAF	39th	
Women's	Elite	Individual	1LT	Alexis	Ressler	Army	33rd	
Women's	Senior	Individual	Maj	Jamie	Turner	USAF	6th	

# COMPLETE TEAM USA TRIATHLON RESULTS





## Results (Team)

경기 결과

As of SAT 10 OCT 2015

Rk	Start No	Name	Nation	Swim (1.5km)		Trans.1		Bike (40km)		Trans.2		Run (10km)		Total Time	Time Diff	Penalties
				Time	Rk	Time	Rk	Time	Rk	Time	Rk	Time	Rk			
5	16	Russia	RUS	<b>56:51</b>	<b>2</b>	<b>1:00:13</b>	<b>3</b>	<b>3:55:48</b>	<b>2</b>	<b>3:57:46</b>	<b>2</b>		<b>5:36:16.73</b>	<b>+4:36.98</b>		
						3:22	6	2:55:34	5	1:58	1	1:38:31	6			
	91	TURBAEVSKII V		18:51	9	19:59	11	1:18:34	2	1:19:12	3		1:51:26.56			
						1:07	31	58:35	39	0:38	4	32:15	19			
	86	BRYUKHANKOV A		18:32	3	19:37	2	1:18:36	15	1:19:15	7		1:51:57.50			
						1:05	17	58:59	52	0:38	6	32:43	25			
	90	PIMENOV V		19:28	27	20:38	27	1:18:38	23	1:19:20	23		1:52:52.67			
						1:10	42	58:00	9	0:42	27	33:33	33			
6	9	France	FRA	<b>59:46</b>	<b>6</b>	<b>1:03:12</b>	<b>6</b>	<b>4:00:34</b>	<b>7</b>	<b>4:02:38</b>	<b>7</b>		<b>5:36:42.16</b>	<b>+5:02.41</b>		
						3:25	7	2:57:22	10	2:04	6	1:34:04	3			
	28	le CORRE P		18:44	5	19:47	4	1:18:37	16	1:19:15	8		1:49:11.02			
						1:02	5	58:50	48	0:38	5	29:56	1			
	29	RAPHAEL A		18:30	2	19:35	1	1:18:36	12	1:19:16	10		1:49:43.44			
						1:05	18	59:01	53	0:40	12	30:28	3			
	27	DEGHAM T		22:32	53	23:50	54	1:23:21	51	1:24:07	52		1:57:47.70			
						1:18	71	59:31	57	0:47	51	33:40	35			
8	8	Finland	FIN	<b>59:49</b>	<b>7</b>	<b>1:03:28</b>	<b>7</b>	<b>3:58:12</b>	<b>6</b>	<b>4:00:28</b>	<b>6</b>		<b>5:46:08.55</b>	<b>+14:28.80</b>		
						3:39	10	2:54:44	2	2:16	10	1:45:40	10			
	7	GOESCH H		20:12	34	21:19	34	1:19:46	33	1:20:32	35		1:52:57.15			
						1:07	28	58:28	35	0:46	44	32:25	21			
	9	LIETO P		19:07	14	20:23	22	1:18:37	21	1:19:19	22		1:55:22.97			
						1:16	59	58:15	18	0:41	21	36:04	58			
	8	HIRSI A		20:31	36	21:47	37	1:19:48	38	1:20:37	39		1:57:48.43			
						1:16	63	58:01	10	0:49	65	37:11	67			









## Results (Individual)

경기 결과

As of SAT 10 OCT 2015

Rk	Start No	Name	Nation	Swim (1.5km)		Trans.1		Bike (40km)		Trans.2		Run (10km)		Total Time	Time Diff	Penalties
				Time	Rk	Time	Rk	Time	Rk	Time	Rk	Time	Rk			
1	105	AXELSSON Jean Joakim	SWE	19:00	1	20:35	1	1:20:24	1	1:21:12	1			1:58:04.88		
						1:35	7	59:49	2	0:48	4	36:53	3			
2	92	LAMONTAGNE LACASSE Martin	CAN	22:18	3	23:45	3	1:22:52	2	1:23:38	2			2:01:57.39	+3:52.51	
						1:27	4	59:07	1	0:47	2	38:19	6			
4	107	LAVEN Nils Rune Daniel	SWE	23:18	8	25:04	9	1:25:57	6	1:26:47	4			2:04:21.76	+6:16.88	
						1:46	13	1:00:53	3	0:49	5	37:35	4			
5	110	IVSHICHEV Sergei	RUS	24:10	10	25:53	10	1:27:01	9	1:27:47	9			2:04:26.16	+6:21.28	
						1:44	12	1:01:07	5	0:46	1	36:39	2			
6	111	PAVLOV Sergei	RUS	22:20	4	23:50	4	1:25:54	3	1:26:41	3			2:04:53.64	+6:48.76	
						1:30	5	1:02:04	9	0:48	3	38:12	5			
7	94	TRAVIS Eric Joseph	CAN	23:14	6	24:47	7	1:25:55	4	1:26:59	8			2:06:17.34	+8:12.46	
						1:33	6	1:01:07	4	1:04	15	39:18	7			
9	93	TIMMERMANS John Adrian	CAN	23:15	7	24:51	8	1:25:59	8	1:26:50	6			2:08:30.05	+10:25.17	
						1:36	10	1:01:08	6	0:51	6	41:40	14			
10	100	KIM Hyung Nam	KOR	26:00	17	27:22	16	1:33:38	12	1:34:34	11			2:14:12.33	+16:07.45	
						1:22	1	1:06:16	11	0:56	10	39:38	8			
12	109	BELOV Aleksandr	RUS	25:59	16	28:15	17	1:36:38	14	1:37:35	13			2:18:21.89	+20:17.01	1
						2:16	18	1:08:23	14	0:57	12	40:47	12			
13	102	LEE Su Hong	KOR	27:07	18	28:33	18	1:33:42	13	1:34:35	12			2:18:35.17	+20:30.29	
						1:25	3	1:05:09	10	0:53	7	44:00	16			
14	101	KIM Young Mo	KOR	28:16	19	29:51	19	1:37:59	17	1:38:54	16			2:18:37.22	+20:32.34	
						1:35	8	1:08:08	13	0:55	9	39:44	9			
15	99	HENDRICKS Rupert	RSA	24:11	11	25:58	11	1:36:40	15	1:37:43	14			2:18:47.44	+20:42.56	
						1:47	15	1:10:42	17	1:03	14	41:05	13			
16	104	SOSA Alejandro	URU	24:33	13	26:54	15	1:40:28	18	1:41:48	17			2:23:49.80	+25:44.92	
						2:21	19	1:13:34	19	1:20	=18	42:01	15			
17	98	COZETT Marlin	RSA	24:52	15	26:46	14	1:36:40	16	1:37:46	15			2:25:52.87	+27:47.99	1
						1:54	17	1:09:54	16	1:06	17	48:07	19			
18	108	ALI Salman Yusuf Ahmed Ahmed	BRN	24:28	12	26:04	12	1:41:09	19	1:42:29	18			2:28:39.30	+30:34.42	
						1:36	9	1:15:05	20	1:20	=18	46:10	17			




## Results (Mixed Team)

경기 결과

As of SAT 10 OCT 2015

Rk	Start No	Name	Nation	Swim (1.5km)		Trans.1		Bike (40km)		Trans.2		Run (10km)		Total Time	Time Diff	Penalties
				Time	Rk	Time	Rk	Time	Rk	Time	Rk	Time	Rk			

4	9	Russia	RUS	47:45	1	50:51	1	3:24:12	2	3:25:55	1			4:49:26.41	+1:10.97	
						3:06	5	2:33:20	3	1:43	3	1:23:31	4			
	91	TURBAEVSKII V	M	18:51	9	19:59	11	1:18:34	2	1:19:12	3			1:51:26.56		
						1:07	31	58:35	39	0:38	4	32:15	19			
	86	BRYUKHANKOV A	M	18:32	3	19:37	2	1:18:36	15	1:19:15	7			1:51:57.50		
						1:05	17	58:59	52	0:38	6	32:43	25			
	90	PIMENOV V	M	19:28	27	20:38	27	1:18:38	23	1:19:20	23			1:52:52.67		
						1:10	42	58:00	9	0:42	27	33:33	33			
	36	ABROSIMOVA A	W	19:19	1	20:44	1	1:26:18	7	1:27:02	5			2:01:18.04		
						1:25	18	1:05:33	12	0:44	24	34:16	3			
5	7	Germany	GER	54:33	6	57:25	5	3:30:54	5	3:32:38	5			4:58:17.40	+10:01.96	
						2:51	1	2:33:29	4	1:44	4	1:25:39	5			
	57	BRENNECKE A	M	19:32	28	20:38	29	1:18:37	18	1:19:16	12			1:53:01.53		
						1:06	19	57:59	8	0:39	9	33:45	37			
	58	HINTERSEER J	M	23:28	62	24:33	62	1:23:19	47	1:24:00	47			1:57:41.43		
						1:05	14	58:47	47	0:41	17	33:42	36			
	59	KOENIG J	M	23:47	66	24:54	64	1:23:20	49	1:24:03	50			1:58:14.59		
						1:08	33	58:26	32	0:43	32	34:12	39			
	28	SIEBURGER L	W	21:10	21	22:22	20	1:28:16	15	1:28:59	15			2:03:48.62		
						1:12	1	1:05:54	14	0:43	23	34:50	5			





## Results (Mixed Team)

경기 결과

As of SAT 10 OCT 2015

Rk	Start No	Name	Nation	Swim (1.5km)		Trans.1		Bike (40km)		Trans.2		Run (10km)		Total Time	Time Diff	Penalties
				Time	Rk	Time	Rk	Time	Rk	Time	Rk	Time	Rk			
1	4	Sweden	SWE	<b>43:06</b>	<b>1</b>	<b>46:12</b>	<b>1</b>	<b>2:56:09</b>	<b>1</b>	<b>2:57:32</b>	<b>1</b>			<b>4:15:03.41</b>		
						3:06	1	2:09:57	3	1:22	1	1:17:32	2			
	105	AXELSSON JJ	M	19:00	1	20:35	1	1:20:24	1	1:21:12	1			1:58:04.88		
						1:35	7	59:49	2	0:48	4	36:53	3			
	107	LAVEN NRD	M	23:18	8	25:04	9	1:25:57	6	1:26:47	4			2:04:21.76		
						1:46	13	1:00:53	3	0:49	5	37:35	4			
	42	ANNERSTEDT ASC	W	21:57	2	23:23	2	1:32:59	2	1:33:32	2			2:13:50.09		
						1:26	1	1:09:36	5	0:34	1	40:18	2			
2	3	Russia	RUS	<b>45:27</b>	<b>3</b>	<b>48:41</b>	<b>3</b>	<b>2:59:28</b>	<b>3</b>	<b>3:00:56</b>	<b>3</b>			<b>4:17:09.41</b>	<b>+2:06.00</b>	
						3:14	3	2:10:47	4	1:29	2	1:16:13	1			
	110	IVSHICHEV S	M	24:10	10	25:53	10	1:27:01	9	1:27:47	9			2:04:26.16		
						1:44	12	1:01:07	5	0:46	1	36:39	2			
	111	PAVLOV S	M	22:20	4	23:50	4	1:25:54	3	1:26:41	3			2:04:53.64		
						1:30	5	1:02:04	9	0:48	3	38:12	5			
	49	ZAUSAYLOVA O	W	22:12	3	23:49	3	1:33:00	3	1:33:42	3			2:12:29.51		
						1:37	4	1:09:12	3	0:42	4	38:47	1			
4	1	Canada	CAN	<b>47:04</b>	<b>4</b>	<b>50:14</b>	<b>4</b>	<b>2:59:54</b>	<b>4</b>	<b>3:01:56</b>	<b>4</b>			<b>4:21:36.82</b>	<b>+6:33.41</b>	
						3:09	2	2:09:40	1	2:02	4	1:19:41	3			
	92	LAMONTAGNE LACASS.	M	22:18	3	23:45	3	1:22:52	2	1:23:38	2			2:01:57.39		
						1:27	4	59:07	1	0:47	2	38:19	6			
	94	TRAVIS EJ	M	23:14	6	24:47	7	1:25:55	4	1:26:59	8			2:06:17.34		
						1:33	6	1:01:07	4	1:04	15	39:18	7			
	44	QUINLAN LKD	W	24:18	5	25:58	5	1:35:31	5	1:36:37	6			2:17:29.45		
						1:39	6	1:09:33	4	1:06	8	40:52	3			



## Results (Individual)

경기 결과

As of SAT 10 OCT 2015

Rk	Start No	Name	Nation	Swim (1.5km)		Trans.1		Bike (40km)		Trans.2		Run (10km)		Total Time	Time Diff	Penalties
				Time	Rk	Time	Rk	Time	Rk	Time	Rk	Time	Rk			
19	26	NERES da SILVA Beatriz	BRA	22:22	27	23:44	27	1:31:41	19	1:32:17	20			2:08:06.68	+7:43.02	
						1:23	12	1:07:57	20	0:36	13	35:50	10			
20	34	MATYSIAK Hanna	POL	20:27	19	21:54	18	1:28:19	18	1:29:10	18			2:08:20.54	+7:56.88	
						1:27	22	1:06:25	15	0:52	37	39:10	24			
21	23	de LIMA FURRIELA PEREIRA Carolina	BRA	21:44	25	23:03	24	1:31:44	25	1:32:21	24			2:09:11.21	+8:47.55	
						1:19	8	1:08:41	26	0:37	14	36:50	13			
22	38	DMITRIEVA Olga	RUS	20:24	18	21:56	19	1:31:41	20	1:32:19	22			2:10:15.38	+9:51.72	
						1:32	26	1:09:46	34	0:37	16	37:56	17			
23	33	KOTFICA Paulina Joanna	POL	21:34	23	22:59	23	1:31:43	24	1:32:18	21			2:11:49.86	+11:26.20	
						1:26	20	1:08:44	27	0:35	10	39:32	25			
24	37	BOIKOVA Anna	RUS	21:48	26	23:24	25	1:31:42	22	1:32:20	23			2:15:07.68	+14:44.02	
						1:36	30	1:08:19	22	0:38	17	42:47	30			
25	27	AUGUSTIN Eva	GER	23:12	30	24:43	28	1:33:34	27	1:34:00	27			2:16:06.00	+15:42.34	1
						1:32	25	1:08:50	28	0:26	1	42:06	28			
26	29	JOCHEMS Andrea	NED	29:08	38	30:50	38	1:37:39	33	1:38:21	33			2:16:52.79	+16:29.13	
						1:42	35	1:06:48	18	0:42	21	38:32	19			
30	7	PASTOR SOPELANA Loreto	ESP	25:38	33	27:20	34	1:39:08	36	1:39:37	34			2:19:18.80	+18:55.14	
						1:42	36	1:11:48	39	0:30	2	39:41	26			
31	35	MIELNIK Magdalena	POL	20:15	15	21:41	14	1:40:30	37	1:41:01	37			2:19:41.98	+19:18.32	
						1:27	21	1:18:48	41	0:31	4	38:41	21			
32	6	LUJAN GUERRERO Libertad	ESP	29:02	37	30:48	37	1:39:07	35	1:39:45	36			2:22:21.06	+21:57.40	
						1:46	37	1:08:19	23	0:37	15	42:36	29			
34	3	GRAVES Sarah Lynn	CAN	28:59	36	30:46	36	1:39:07	34	1:39:40	35			2:23:56.23	+23:32.57	
						1:48	39	1:08:20	24	0:33	8	44:16	35			
35	2	JESSEN Cecilia Lena Maria	SWE	30:23	40	31:59	39	1:40:50	38	1:41:28	38			2:24:17.16	+23:53.50	
						1:36	33	1:08:51	30	0:38	18	42:49	31			
36	30	ALBITAR Sameera Zaid Waleed	BRN	21:10	22	22:43	22	1:31:48	26	1:32:23	25			2:25:56.36	+25:32.70	
						1:33	27	1:09:06	32	0:35	11	53:33	38			





## Results (Team)

경기 결과

As of SAT 10 OCT 2015

Rk	Start No	Name	Nation	Swim (1.5km)		Trans.1		Bike (40km)		Trans.2		Run (10km)		Total Time	Time Diff	Penalties
				Time	Rk	Time	Rk	Time	Rk	Time	Rk	Time	Rk			
		6 United States														
6	3	Spain	ESP	1:27:06	6	1:32:11	6	5:02:21	6	5:04:02	6			7:08:00.36	+1:02:55.28	
						5:05	6	3:30:10	6	1:41	1	2:03:58	5			
		7 PASTOR SOPELANA L		25:38	33	27:20	34	1:39:08	36	1:39:37	34			2:19:18.80		
						1:42	36	1:11:48	39	0:30	2	39:41	26			
		6 LUJAN GUERRERO L		29:02	37	30:48	37	1:39:07	35	1:39:45	36			2:22:21.06		
						1:46	37	1:08:19	23	0:37	15	42:36	29			
		5 FORNES SERRA M		32:26	41	34:02	41	1:44:06	41	1:44:40	40			2:26:20.50		
						1:36	32	1:10:03	35	0:34	9	41:40	27			

LEGEND	
No	Number
Rk	Rank
Trans	Transition



MUNGYEONG KOREA 2015  
6<sup>th</sup> CISM World Games

**Yeongil Dae Beach Triathlon**  
영일대해수욕장 트라이애슬론경  
기장

**Triathlon**  
트라이애슬론

**Women Senior Individual**  
여자 시니어 개인



## Results (Individual)

경기 결과

As of SAT 10 OCT 2015

Rk	Start No	Name	Nation	Swim (1.5km)		Trans.1		Bike (40km)		Trans.2		Run (10km)		Total Time	Time Diff	Penalties
				Time	Rk	Time	Rk	Time	Rk	Time	Rk	Time	Rk			
1	49	ZAUSAYLOVA Olga	RUS	22:12	3	23:49	3	1:33:00	3	1:33:42	3			2:12:29.51		
						1:37	4	1:09:12	3	0:42	4	38:47	1			
2	42	ANERSTEDT Aasa Sophia Christina	SWE	21:57	2	23:23	2	1:32:59	2	1:33:32	2			2:13:50.09	+1:20.58	
						1:26	1	1:09:36	5	0:34	1	40:18	2			
4	45	PATOU Estelle	FRA	24:16	4	25:49	4	1:35:31	6	1:36:18	5			2:17:14.44	+4:44.93	
						1:33	2	1:09:42	6	0:46	5	40:57	4			
5	44	QUINLAN Lesley Karen Dennice	CAN	24:18	5	25:58	5	1:35:31	5	1:36:37	6			2:17:29.45	+4:59.94	1
						1:39	6	1:09:33	4	1:06	8	40:52	3			
6	47	TURNER Jamie Ryan	USA	26:30	7	28:06	7	1:35:30	4	1:36:11	4			2:18:02.54	+5:33.03	
						1:36	3	1:07:24	1	0:41	2	41:52	5			
7	43	DESMARAIS Catherine Marie Francine	CAN	24:47	6	26:25	6	1:36:30	7	1:37:11	7			2:24:23.88	+11:54.37	
						1:38	5	1:10:05	7	0:42	3	47:13	7			
8	48	WESSELS Marsha	RSA	31:54	8	34:23	8	2:02:06	8	2:03:07	8			2:55:45.87	+43:16.36	1
						2:28	8	1:27:43	8	1:01	7	52:39	8			
	50	YAZMUHAMMEDOVA Jahan	TKM	39:50		42:36		1:52:53		2:08:08				3:01:25.80		1
						2:45		1:10:17		15:15		53:18				

LEGEND		Rk	Rank	Trans	Transition
No	Number				



CIS





# WRESTLING

16TH MILITARY WORLD GAMES  
MUNGYEONG, SOUTH KOREA

## WRESTLING

Dates: 6-10 October 2015  
Location: Mungyeong  
Event (s): Greco-Roman & Men's Freestyle

### PARTICIPATING NATIONS

<b>USA</b>	Algeria	Armenia	Azerbaijan	Belarus
Brazil	China	Dominican Republic	Egypt	Estonia
Finland	Georgia	Germany	Greece	Guinea
India	Iran	Kazakhstan	South Korea	Latvia
Lebanon	Lithuania	Mongolia	Macedonia	Nigeria
Pakistan	Poland	Russia	Switzerland	Syria
Slovakia	Tunisia	Turkey	UAE	Ukraine

### FINAL TEAM RANKINGS

#### GRECO-ROMAN

1st Place	Ukraine
2nd Place	Iran
3rd Place	South Korea
10th Place	<b>USA</b>

#### FREESTYLE

1st Place	Russia
2nd Place	Iran
3rd Place	Kazakhstan
12th Place	<b>USA</b>

### TEAM USA INDIVIDUAL MEDALIST

**SGT Justin Lester (Army) - Silver Medal greco-roman 75kg**



**2015 U.S. ARMED FORCES WRESTLING TEAM ROSTER**  
**2-11 October – CISM 6<sup>th</sup> Military World Games, Mungyeong, Republic of Korea**



Rank	Last Name	First Name	Service	Event	Wt Class	Duty Station	Home Town
1stLt	Kalil	Aaron	USMC	Greco-Roman	59kg	MCB Quantico, VA	
SGT	Johnson	Jamel	Army	Greco-Roman	66kg	Fort Carson, CO	Winston Salem, NC
PFC	Hooker	Michael	Army	Greco-Roman	71kg	Colorado National Guard	Nashville, TN
SGT	Lester	Justin	Army	Greco-Roman	75kg	Fort Carson, CO	Akron, OH
CPT	Anderson	Jonathan	Army	Greco-Roman	85kg	Fort Carson, CO	Virginia Beach, VA
SGT	Williams	Caylor	Army	Greco-Roman	98kg	Fort Carson, CO	Palm Bay, FL
SPC	Lamb	Matthew	Army	Greco-Roman	130kg	Tennessee National Guard	Camden, NJ
SGT	Nowry	Max	Army	Freestyle	57kg	Fort Carson, CO	Wheeling, IL
CPT	Simpson	William	Army	Freestyle	61kg	Fort Carson, CO	Nashville, TN
1st Lt	Von Ohlen	Cole	USAF	Freestyle	65kg	Colorado Springs, Colorado	Jackson, Minnesota
SGT	Dombrovskyy	Valdyslav	Army	Freestyle	74kg	Fort Carson, CO	Sacramento, CA
SGT	Terrell	Victor	Army	Freestyle	86kg	Fort Carson, CO	Salida, CA
SPC	Meza	Endhyr	Army	Freestyle	97kg	Grafenwoehr, Germany	San Diego, CA

Rank	Last Name	First Name	Service	Title	Duty Station	Home Town
Mr.	Lewis	Shon	Army	Coach	Fort Carson, CO	Oakland, CA
Mr.	Loukides	Jason	USMC	Asst. Coach	MCB Camp Lejeune, NC	
Mr.	Eckert	Kyle	Army	Athletic Trainer	Fort Carson, CO	
Mr.	Medley	Jim	USMC	Team Captain	MCB Camp Lejeune, NC	Stafford, VA



## Men's Greco-Roman Wrestling Team Rankings

Rank	Nation	Total Point	Total Medal
1	Ukraine (UKR)	57	6
2	Iran (IRI)	50	5
3	Korea, R. (KOR)	44	4
4	Egypt (EGY)	43	3
5	Russia (RUS)	42	3
6	Poland (POL)	30	2
7	Lithuania (LTU)	29	2
8	Kazakhstan (KAZ)	24	1
9	Armenia (ARM)	23	2
10	United States of America (USA)	22	1
11	Azerbaijan (AZE)	17	1
12	Estonia (EST)	12	1
13	Belarus (BLR)	10	1
14	China (CHN)	10	0
15	Mongolia (MGL)	7	0
16	Brazil (BRA)	6	0
16	Finland (FIN)	6	0
16	Turkey (TUR)	6	0
19	Germany (GER)	4	0
20	Georgia (GEO)	3	0
20	Greece (GRE)	3	0
20	India (IND)	3	0
23	Algeria (ALG)	2	0
23	Switzerland (SUI)	2	0
25	Slovakia (SVK)	1	0
26	Dominican Republic (DOM)	0	0
26	Lebanon (LIB)	0	0
26	Nigeria (NGR)	0	0
26	Pakistan (PAK)	0	0
26	Syrian Arab Republic (SYR)	0	0
26	Tunisia (TUN)	0	0


## Men's Freestyle Wrestling Team Rankings

Rank	Nation	Total Point	Total Medal
1	Russia (RUS)	72	7
2	Iran (IRI)	63	7
3	Kazakhstan (KAZ)	42	5
4	Mongolia (MGL)	38	3
5	Korea, R. (KOR)	34	1
6	Germany (GER)	32	2
7	Azerbaijan (AZE)	29	2
8	Ukraine (UKR)	26	1
9	India (IND)	21	1
10	Belarus (BLR)	20	1
11	China (CHN)	18	2
12	United States of America (USA)	14	0
13	Armenia (ARM)	10	0
14	Turkey (TUR)	9	0
15	Poland (POL)	8	0
16	Egypt (EGY)	5	0
17	Tunisia (TUN)	4	0
18	Algeria (ALG)	3	0
18	Greece (GRE)	3	0
18	Pakistan (PAK)	3	0
21	Latvia (LAT)	2	0
22	Lebanon (LIB)	1	0
23	Brazil (BRA)	0	0
23	Georgia (GEO)	0	0
23	Guinea (GUI)	0	0
23	FYROM (MKD)	0	0
23	Nigeria (NGR)	0	0
23	Switzerland (SUI)	0	0
23	Syrian Arab Republic (SYR)	0	0
23	United Arab Emirates (UAE)	0	0



### Competition Sheet

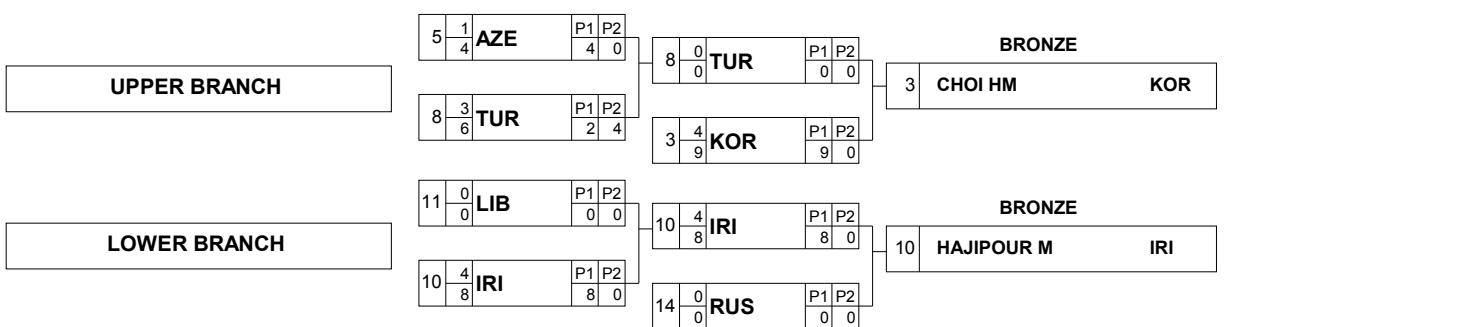
체급별 대진 정보



GOLD

CLASSIFICATION		
1	AINAGULOV M	KAZ
2	MAHMOUD H	EGY
3	CHOI HM	KOR
3	HAJIPOUR M	IRI
5	KIRAZ K	TUR
5	KUYLAKOV I	RUS
7	SCHMITT F	GER
8	TRACZ MJ	POL
9	MIAGKYI I	UKR
10	MAMMADOV R	AZE
11	YAN D	CHN
12	SINGH S	IND
13	GHARIBYAN G	ARM
14	RIBEIRO ROMANELLI	BRA
16	SAID EC	LIB

### REPECHAGE




BRONZE

BRONZE



### Competition Sheet


체급별 대진 정보





### Competition Sheet

체급별 대진 정보

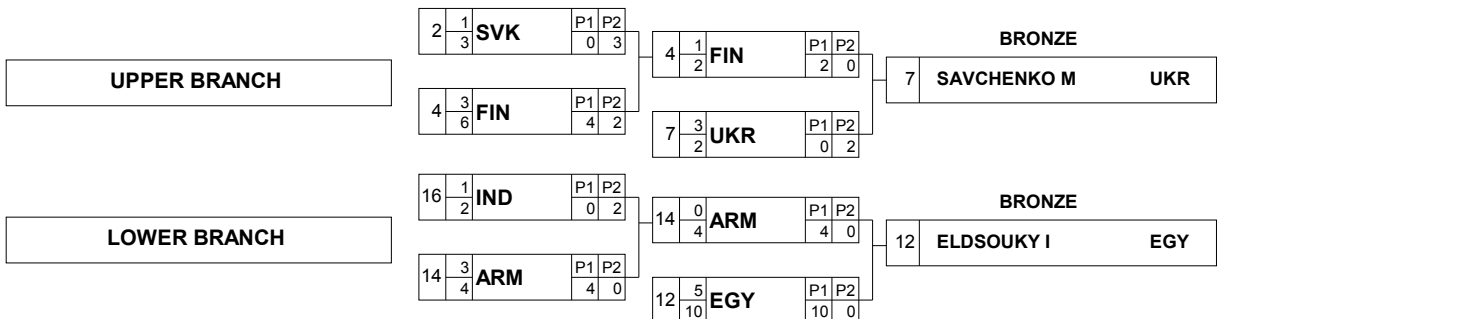


GOLD

#### CLASSIFICATION

- |            |                |            |
|------------|----------------|------------|
| 1          | GERAYEE M      | IRI        |
| 2          | LEE JG         | KOR        |
| 3          | SAVCHENKO M    | UKR        |
| 3          | ELDSOUKY I     | EGY        |
| 5          | HALMESMAEKI T  | FIN        |
| 5          | ALEKSANYAN R   | ARM        |
| 7          | BAYAKHMETOV D  | KAZ        |
| 8          | KRACZKOWSKI P  | POL        |
| 9          | KIIANKIN A     | RUS        |
| 10         | JAKUS V        | SVK        |
| 11         | YADAV K        | IND        |
| 12         | BOUDJEMPLINE A | ALG        |
| [REDACTED] | [REDACTED]     | [REDACTED] |
| 14         | KAMAL EK       | LIB        |
| 14         | NASIBOV S      | AZE        |
| 16         | OZDEMIR A      | TUR        |

#### REPECHAGE



BRONZE


BRONZE





### Competition Sheet


체급별 대진 정보





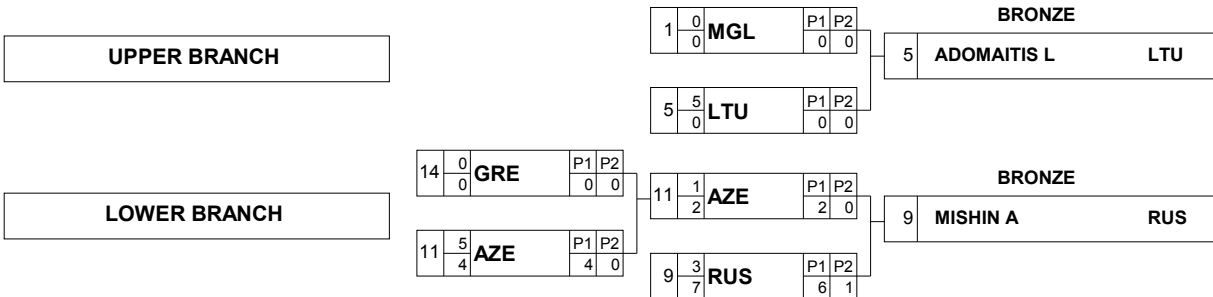
### Competition Sheet

체급별 대진 정보



CLASSIFICATION		
1	BELENIUK Z	UKR
2	JANIKOWSKI D	POL
3	ADOMAITIS L	LTU
3	MISHIN A	RUS
5	GANBAATAR M	MGL
5	ISMAYILOV S	AZE
7	SAAD A	EGY
8	LEE SY	KOR
10	AKHBARI D	IRI
11	KUDLA D	GER
12	SINGH S	IND
13	HELAL AM	SYR
14	BOUKI I	GRE

### REPECHAGE




BRONZE		
5	ADOMAITIS L	LTU
9	MISHIN A	RUS

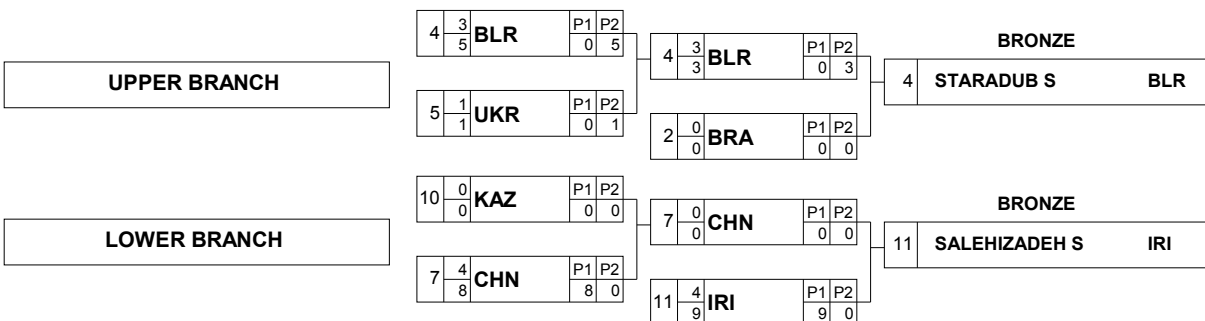


### Competition Sheet

체급별 대진 정보



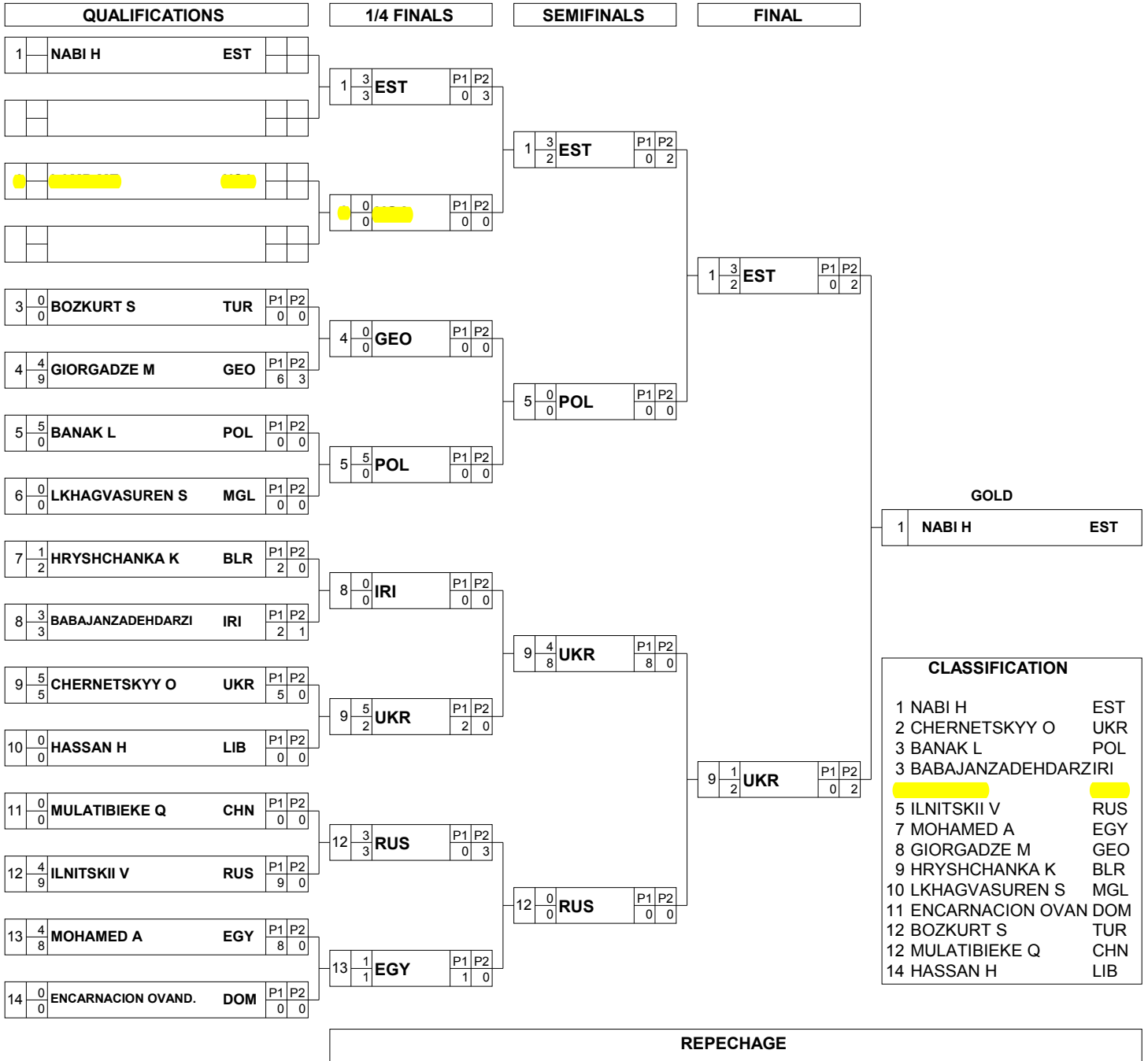
### REPECHAGE





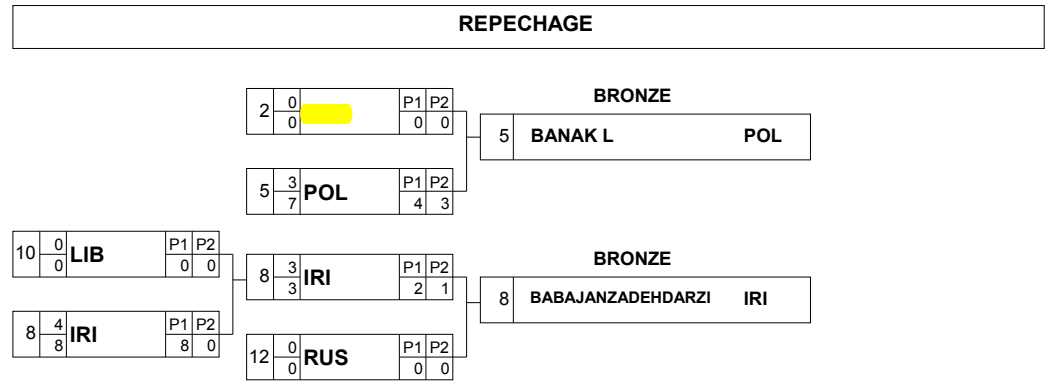
### Competition Sheet

체급별 대진 정보




UPPER BRANCH

LOWER BRANCH



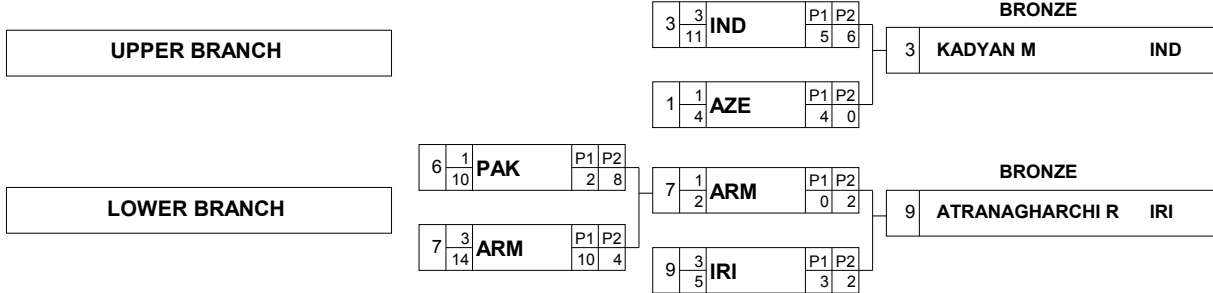


Competition Sheet  
체급별 대진 정보



CLASSIFICATION		
1	KIM JC	KOR
2	KUDRIN V	KAZ
3	KADYAN M	IND
3	ATRANAGHARCHI R	IRI
5	GASIMOV R	AZE
5	GRIGORYAN G	ARM
7	DAMDINBAZAR T	MGL
8	HUSSAIN A	PAK
9	TUSKAEV A	RUS
10	SAID EC	LIB
12	EWALD M	GER

REPECHAGE








### Competition Sheet

체급별 대진 정보





Competition Sheet  
체급별 대진 정보

1/8 FINALS				1/4 FINALS				SEMIFINALS				FINAL																
1	3/5	KUMAR D	IND	P1	P2	4	1	1	0/0	IND	P1	P2	0	0	3	0/0	IRI	P1	P2	0	0	5	3/5	RUS	P1	P2	1	4
2	1/3	ALEKYAN A	ARM	P1	P2	2	1	3	5/2	IRI	P1	P2	2	0	5	3/9	RUS	P1	P2	3	6	5	3/9	RUS	P1	P2	2	7
3	3/5	NADERI M	IRI	P1	P2	1	4	5	0/0	KOR	P1	P2	0	0	9	3/10	AZE	P1	P2	4	6	9	3/6	AZE	P1	P2	0	6
4	1/2	SAKAYEV A	KAZ	P1	P2	0	2	7	0/0	KOR	P1	P2	0	0	11	1/2	UKR	P1	P2	0	2	11	4/10	UKR	P1	P2	10	0
5	4/10	RAMONOV S	RUS	P1	P2	6	4	9	0/0	AZE	P1	P2	0	0	13	4/10	MGL	P1	P2	8	2	13	1/3	MGL	P1	P2	1	2
6	0/0	KARPACH A	BLR	P1	P2	0	0	7	0/0	PAK	P1	P2	0	0	16	0/0	GER	P1	P2	0	0	16	0/0	GER	P1	P2	0	0
7	5/2	HAN DS	KOR	P1	P2	2	0	10	0/0	LIB	P1	P2	0	0	10	0/0	LIB	P1	P2	0	0	11	1/1	UKR	P1	P2	0	1
8	0/0	KHAN N	PAK	P1	P2	0	0	12	0/0	AZE	P1	P2	0	0	11	4/10	UKR	P1	P2	10	0	13	4/11	MGL	P1	P2	1	10
9	4/13	AZIMOV J	AZE	P1	P2	13	0	13	4/10	MGL	P1	P2	10	4	13	4/10	MGL	P1	P2	10	4	13	4/11	MGL	P1	P2	1	10
10	1/1	KAMAL EK	LIB	P1	P2	1	0	14	1/1	EGY	P1	P2	1	0	13	1/1	UKR	P1	P2	0	1	13	4/10	MGL	P1	P2	10	0
11	4/10	KHA VILOV Y	UKR	P1	P2	10	0	14	0/0	AZE	P1	P2	0	0	13	1/1	UKR	P1	P2	0	1	13	4/10	MGL	P1	P2	10	0
12	0/0	ALQUBAISI S	UAE	P1	P2	0	0	14	0/0	EGY	P1	P2	0	0	13	1/1	UKR	P1	P2	0	1	13	4/10	MGL	P1	P2	10	0
13	4/14	GANZORIG M	MGL	P1	P2	10	4	14	1/1	EGY	P1	P2	1	0	13	1/1	UKR	P1	P2	0	1	13	4/10	MGL	P1	P2	10	0
14	1/1	IBRAHIM E	EGY	P1	P2	1	0	14	0/0	LIB	P1	P2	0	0	13	1/1	UKR	P1	P2	0	1	13	4/10	MGL	P1	P2	10	0
15	0/8			P1	P2	2	6	16	0/0	GER	P1	P2	0	0	13	1/1	UKR	P1	P2	0	1	13	4/10	MGL	P1	P2	10	0
16	3/12	MUELLER T	GER	P1	P2	7	5	16	0/0	GER	P1	P2	0	0	13	4/11	MGL	P1	P2	1	10	13	4/10	MGL	P1	P2	10	0

**GOLD**

5	RAMONOV S	RUS
---	-----------	-----

**CLASSIFICATION**

1	RAMONOV S	RUS
2	AZIMOV J	AZE
3	NADERI M	IRI
3	GANZORIG M	MGL
5	KARPACH A	BLR
5	KHA VILOV Y	UKR
7	HAN DS	KOR
8	MUELLER T	GER
9	KUMAR D	IND
11	ALEKYAN A	ARM
12	SAKAYEV A	KAZ
13	IBRAHIM E	EGY
14	KAMAL EK	LIB
15	KHAN N	PAK
16	ALQUBAISI S	UAE

**REPECHAGE**


<b>UPPER BRANCH</b>				<b>BRONZE</b>												
6	3/6	BLR	P1	P2	0	6	6	0/0	BLR	P1	P2	0	0	3	NADERI M	IRI
7	1/3	KOR	P1	P2	1	2	3	5/5	IRI	P1	P2	5	0			
<b>LOWER BRANCH</b>				<b>BRONZE</b>												
10	0/0	LIB	P1	P2	0	0	11	1/1	UKR	P1	P2	0	1	13	GANZORIG M	MGL
11	4/10	UKR	P1	P2	10	0	13	4/11	MGL	P1	P2	1	10			





### Competition Sheet

체급별 대진 정보




**CLASSIFICATION**

1 TCABOLOV K	RUS
2 HARTH G	GER
3 USSERBAYEV G	KAZ
3 AKBARIZARINKOLAEI	IRI
5 LEE YS	KOR
5 BRZOWOSKI K	POL
7 BILEL W	TUN
8 PREVOLARAKIS G	GRE
10 AHMED A	EGY
11 PARDEEP P	IND
12 LI Q	CHN
13 ZAKHAREVYCH O	UKR
14 ALQUBAISI M	UAE
15 BARRY OI	GUI
16 OZDEMIR A	TUR
17 BAT ERDENE B	MGL



### Competition Sheet

체급별 대진 정보



**GOLD**  
7 KUDIAMAGOMEDOV S RUS

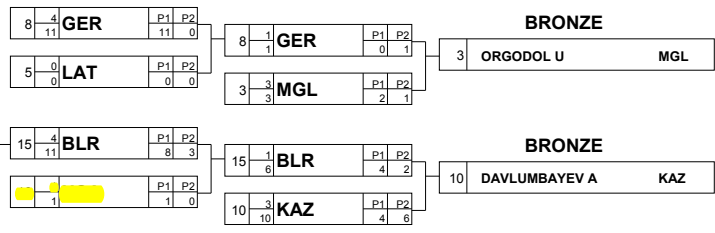
**CLASSIFICATION**

1	KUDIAMAGOMEDOV S	RUS
2	EBRAHIMZIVLAEI M	IRI
3	ORGODOL U	MGL
4	DAVLUMBAYEV A	KAZ
5	HARTH W	GER
6	HUSHTYN A	BLR
7	[ ]	[ ]
8	NAIN K	IND
9	OZOLINS OZOLS A	LAT
10	HUWATIBIEKE B	CHN
11	KIM GU	KOR
12	RIESEN ML	SUI
13	YUSUBOV I	AZE
14	MOHAMED M	EGY
15	ABOU JAOUDE AA	BRA
16	MICHEL A	LIB
17	BILOTSERKIVSKIY O	UKR
18	GHAILANI J	UAE
19	HELAL AM	SYR

**REPECHAGE**

**UPPER BRANCH**

**LOWER BRANCH**




**BRONZE**

**BRONZE**



### Competition Sheet

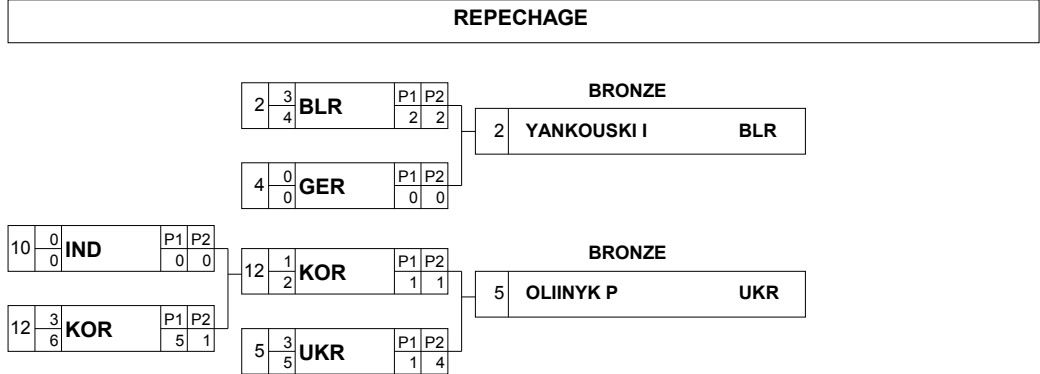
체급별 대진 정보



CLASSIFICATION	
1	GATCALOV K RUS
2	DORJKHAND K MGL
3	YANKOUSKI I BLR
3	OLIINYK P UKR
5	SEREGELYI G GER
5	SEO MW KOR
7	ESLAMI A IRI
9	BAKIROV R AZE
10	JUMAYEV A KAZ
11	WANG Z CHN
12	YODHVIR Y IND

UPPER BRANCH

LOWER BRANCH



BRONZE

BRONZE



# 2015 ARMED FORCES SPORTS ANNUAL REPORT - MILITARY WORLD GAMES EDITION



DEPARTMENT OF DEFENSE  
U.S. ARMED FORCES SPORTS  
2455 REYNOLDS ROAD  
FORT SAM HOUSTON, TX 78234  
+1 (210) 466-1335/1336  
[WWW.ARMEDFORCESSPORTS.COM](http://WWW.ARMEDFORCESSPORTS.COM)