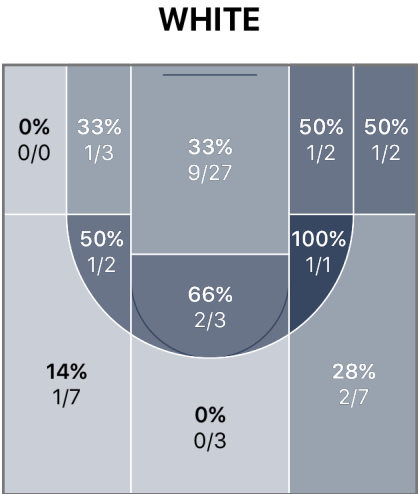



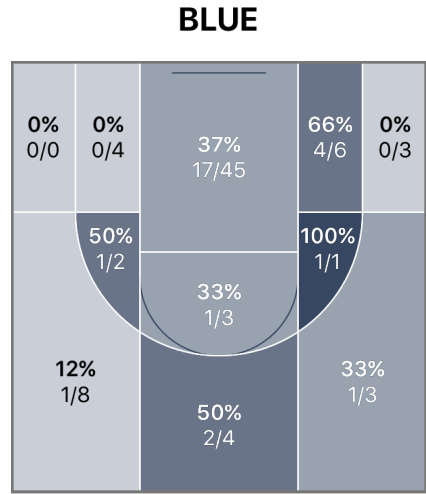
France 53 - 85 USA

Home Tournament Tuesday, July 26, 2016

WHITE 53 **Game Over** **85 BLUE**




	1	2	3	4
WHITE	14	14	18	7
BLUE	18	16	26	25



POINTS

WHITE	BLUE
33% FG%	35%
21% 3PT FG%	22%
69% FT%	64%
18 PTS IN PAINT	34



Team Totals

	FGM-A	3PM-A	FTM-A	PIP	OREB	DREB	REB	2CP	AST	STL	POT	BLK	TO	PF	PTS
FRANCE	19-57	4-19	11-16	18	4	28	32	9	13	5	9	0	31	29	53
USA	28-79	4-18	25-39	34	27	35	62	21	17	18	24	2	18	22	85

FGM-A - Field Goal Makes/Attempts OREB - Offensive Rebounds AST - Assists TO - Turnovers
 3PM-A - 3 Point Makes/Attempts DREB - Defensive Rebounds STL - Steals PF - Personal & Technical Fouls
 FTM-A - Free Throw Makes/Attempts REB - Rebounds POT - Points off Turnovers PTS - Total Points
 PIP - Points in the Paint 2CP - 2nd Chance Points BLK - Blocks

France 53 - 85 USA



Home



Tournament



Tuesday, July 26, 2016

France Stats

PLAYERS	FGM-A	3PM-A	FTM-A	PIP	OREB	DREB	REB	2CP	AST	STL	POT	BLK	TO	PF	PTS
#14, J Cortinovis	7-15	0-0	2-3	10	0	7	7	3	2	1	0	0	2	3	16
#6, E Decker	3-6	2-3	2-2	2	1	2	3	0	1	0	3	0	5	4	10
#5, L Carcuac	1-5	1-3	3-4	0	0	1	1	0	0	1	0	0	2	2	6
#9, L Belleville	2-8	0-4	0-0	0	0	3	3	0	3	0	2	0	3	5	4
#11, A Favre	1-8	0-4	2-2	2	0	5	5	4	2	0	0	0	3	1	4
#13, S Renaud	2-3	0-0	0-1	2	0	0	0	0	0	0	2	0	6	2	4
#8, S Vanhoutreve	1-2	1-1	0-0	0	0	0	0	0	0	0	0	0	2	4	3
#15, M Lanher	1-5	0-0	1-2	2	0	2	2	2	1	1	0	0	4	3	3
#4, S Stiegler	1-2	0-1	1-2	0	0	2	2	0	3	1	2	0	0	3	3
#7, C Fritschmann	0-2	0-2	0-0	0	0	0	0	0	1	0	0	0	0	0	0
#12, J Bringard	0-1	0-1	0-0	0	0	0	0	0	0	1	0	0	0	0	0
#10, M Mori	0-0	0-0	0-0	0	0	1	1	0	0	0	0	0	3	2	0
Unassigned/Team	0-0	0-0	0-0	0	3	5	8	0	0	0	0	0	1	0	0
Total	19-57	4-19	11-16	18	4	28	32	9	13	5	9	0	31	29	53

FLAGRANT FOULS

WHITE TEAM None

TECHNICAL FOULS

WHITE TEAM None

France 53 - 85 USA



Home



Tournament



Tuesday, July 26, 2016

USA Stats

PLAYERS	FGM-A	3PM-A	FTM-A	PIP	OREB	DREB	REB	2CP	AST	STL	POT	BLK	TO	PF	PTS ▾
#2, V Lamison	8-20	2-8	8-10	8	1	7	8	8	3	4	6	0	5	3	26
#10, D Adams	4-11	2-5	1-2	4	0	1	1	4	3	2	8	0	0	3	11
#14, D Salley	4-9	0-0	1-2	8	5	6	11	5	0	3	2	2	3	3	9
#11, C Singletary	4-5	0-0	0-0	8	0	4	4	0	1	0	0	0	1	2	8
#20, S Bennet	1-5	0-0	5-10	2	4	5	9	2	0	3	4	0	1	2	7
#12, K Smith	2-8	0-1	3-5	2	1	7	8	2	1	2	0	0	1	2	7
#1, D Deberry	1-8	0-1	4-6	0	1	1	2	0	7	3	2	0	3	2	6
#21, D Barnes	3-7	0-0	0-0	2	2	0	2	0	0	0	0	0	1	2	6
#15, C Ayers	1-4	0-3	2-2	0	0	1	1	0	2	1	2	0	1	1	4
#22, J Hoskins	0-2	0-0	1-2	0	1	1	2	0	0	0	0	0	1	1	1
#5, J St. Cyr	0-0	0-0	0-0	0	0	1	1	0	0	0	0	0	1	1	0
#3, C Stout	0-0	0-0	0-0	0	0	0	0	0	0	0	0	0	0	0	0
Unassigned/Team	0-0	0-0	0-0	0	12	1	13	0	0	0	0	0	0	0	0
Total	28-79	4-18	25-39	34	27	35	62	21	17	18	24	2	18	22	85

FLAGRANT FOULS

BLUE TEAM None

TECHNICAL FOULS

BLUE TEAM None